



US00D409316S

**United States Patent** [19]  
**Majerowski**

[11] **Patent Number: Des. 409,316**

[45] **Date of Patent: \*\* May 4, 1999**

[54] **VOTIVE CANDLE**

**OTHER PUBLICATIONS**

[75] Inventor: **Amelia H. Majerowski**, Kenosha, Wis.

Illuminations Holiday catalog; item C illuminations Votives; p. 35, 1996.

[73] Assignee: **S.C. Johnson & Son, Inc.**, Racine, Wis.

*Primary Examiner*—Alan P. Douglas  
*Assistant Examiner*—Robin V. Taylor  
*Attorney, Agent, or Firm*—J. William Frank, III

[\*\*] Term: **14 Years**

[21] Appl. No.: **29/071,781**

[57] **CLAIM**

[22] Filed: **Jun. 6, 1997**

The ornamental design for the votive candle, as shown and described.

[51] **LOC (6) Cl.** ..... **26-04**

**DESCRIPTION**

[52] **U.S. Cl.** ..... **D26/6**

[58] **Field of Search** ..... D26/6, 7, 9; 431/288, 431/289, 125, 291

FIG. 1 is a ¾ perspective view of the votive candle of my invention;

[56] **References Cited**

FIG. 2 is a front view of the votive candle, both sides and back being a mirror image of the front view;


**U.S. PATENT DOCUMENTS**

D. 56,441	10/1920	Larkin	.....	D26/6
D. 119,776	4/1940	Bikau	.....	D26/6
D. 130,738	12/1941	Balk	.....	D26/6
D. 178,831	9/1956	Garcia	.....	D26/6

FIG. 3 is a top view of the votive candle of my invention; and,

FIG. 4 is a bottom view of the votive candle of my invention.

**1 Claim, 1 Drawing Sheet**






FIG. 1

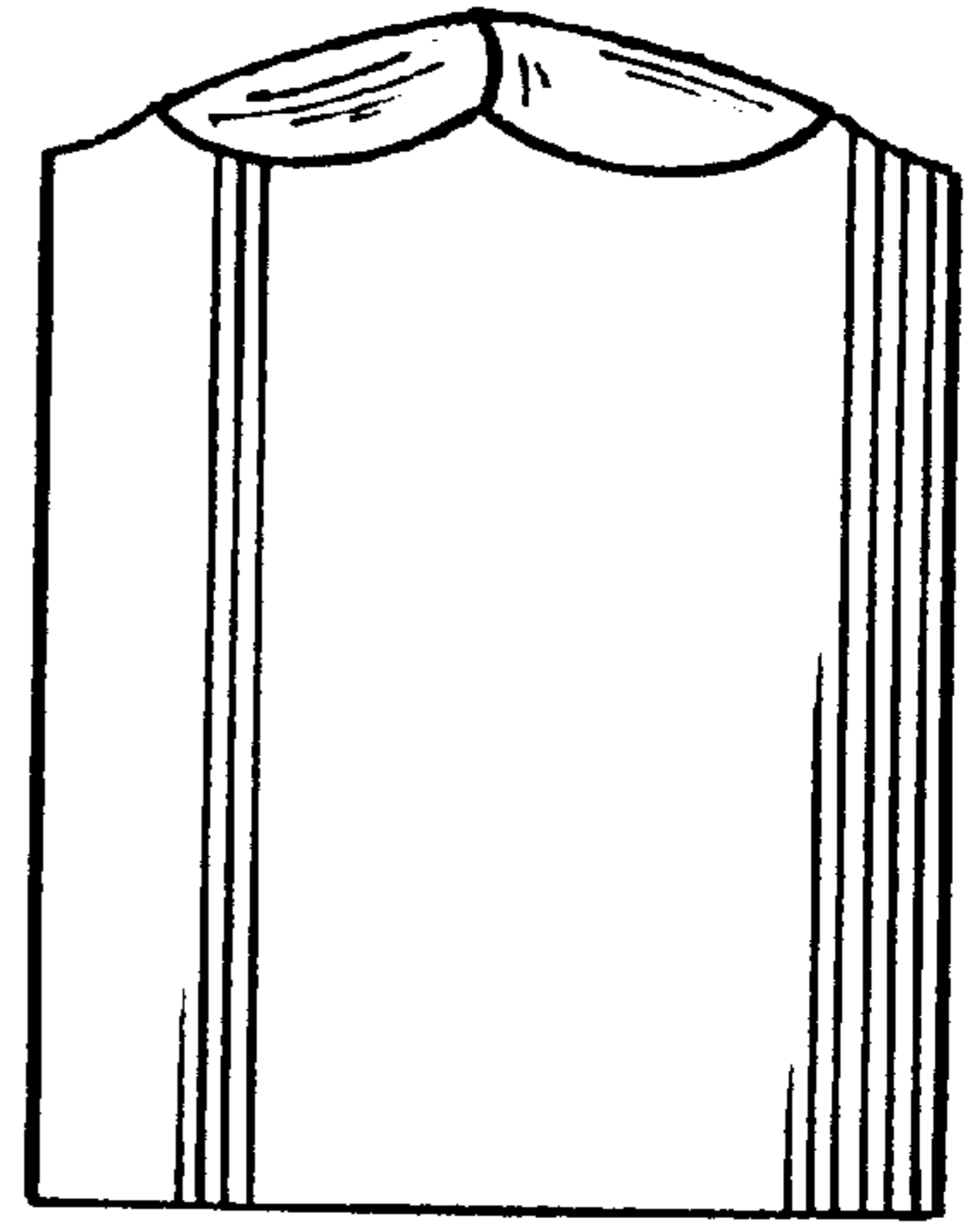


FIG. 2




FIG. 3

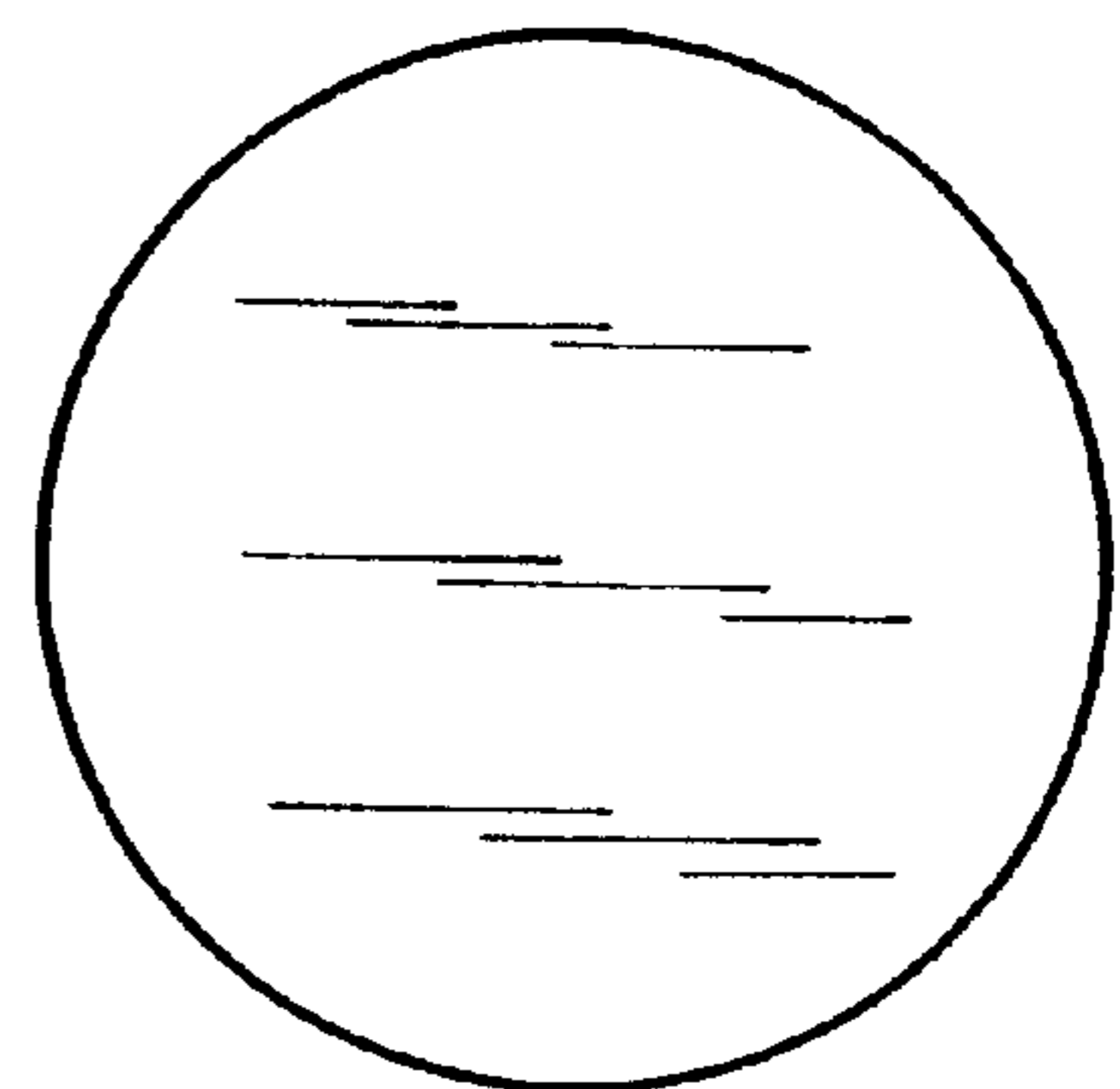


FIG. 4