



US00D409281S

# United States Patent [19] Lord

[11] **Patent Number: Des. 409,281**

[45] **Date of Patent: \*\*\* May 4, 1999**

[54] **FAUCET BODY**

4,804,010 2/1989 Meissenburg .

[75] Inventor: **Judd A. Lord**, Carmel, Ind.

### OTHER PUBLICATIONS

[73] Assignee: **Masco Corporation of Indiana**, Indianapolis, Ind.

Sweet's Catalog File (1980).  
Kohler pp. 3-36 (admitted prior art).  
Delta Full Line Catalog—The Way Water is Brought to Life (1992).  
Delta Full Line Price List (admitted prior art).  
Euroexclusive: Euromodular (1987).  
Delta HDF Catalog (Commercial Products) (1987).  
Best (admitted prior art).  
Moen—Enduring Elegance (admitted prior art).  
Delta Full Line Catalog—Living with Classics (admitted prior art).  
Moen—Fifty Years of Faucet Innovation (admitted prior art).

[\*] Notice: This patent is subject to a terminal disclaimer.

[\*\*] Term: **14 Years**

[21] Appl. No.: **29/084,088**

[22] Filed: **Feb. 24, 1998**

[51] **LOC (6) Cl.** ..... **23-01**

[52] **U.S. Cl.** ..... **D23/238**

[58] **Field of Search** ..... D23/238-243,  
D23/250-257; 4/675-678; 137/801

*Primary Examiner*—Louis S. Zarfes  
*Assistant Examiner*—Eric Watterson  
*Attorney, Agent, or Firm*—Myron B. Kapustij; Leon E. Redman

### [56] **References Cited**

#### U.S. PATENT DOCUMENTS

- D. 140,557 3/1945 Stanitz .
- D. 193,885 10/1962 Andrews .
- D. 197,000 11/1963 Landell .
- D. 203,246 12/1965 Harvey et al. .
- D. 213,874 4/1969 Landell ..... D23/238
- D. 219,779 1/1971 Tiller ..... D23/238
- D. 253,799 1/1980 Saporito et al. .
- D. 297,357 8/1988 Spangler .
- D. 297,358 8/1988 Hill .
- D. 363,534 10/1995 Hill et al. .
- D. 363,535 10/1995 Hill et al. .
- D. 364,211 11/1995 Hill et al. .
- D. 364,212 11/1995 Hill et al. .
- D. 365,142 12/1995 Hill et al. .
- D. 367,697 3/1996 Haug et al. .
- D. 367,698 3/1996 Haug et al. .
- D. 367,917 3/1996 Haug et al. .... D23/238
- D. 367,918 3/1996 Haug et al. .... D23/238
- D. 368,956 4/1996 Haug et al. .... D23/238
- 3,035,612 5/1962 Lyon .
- 3,202,181 8/1965 West .

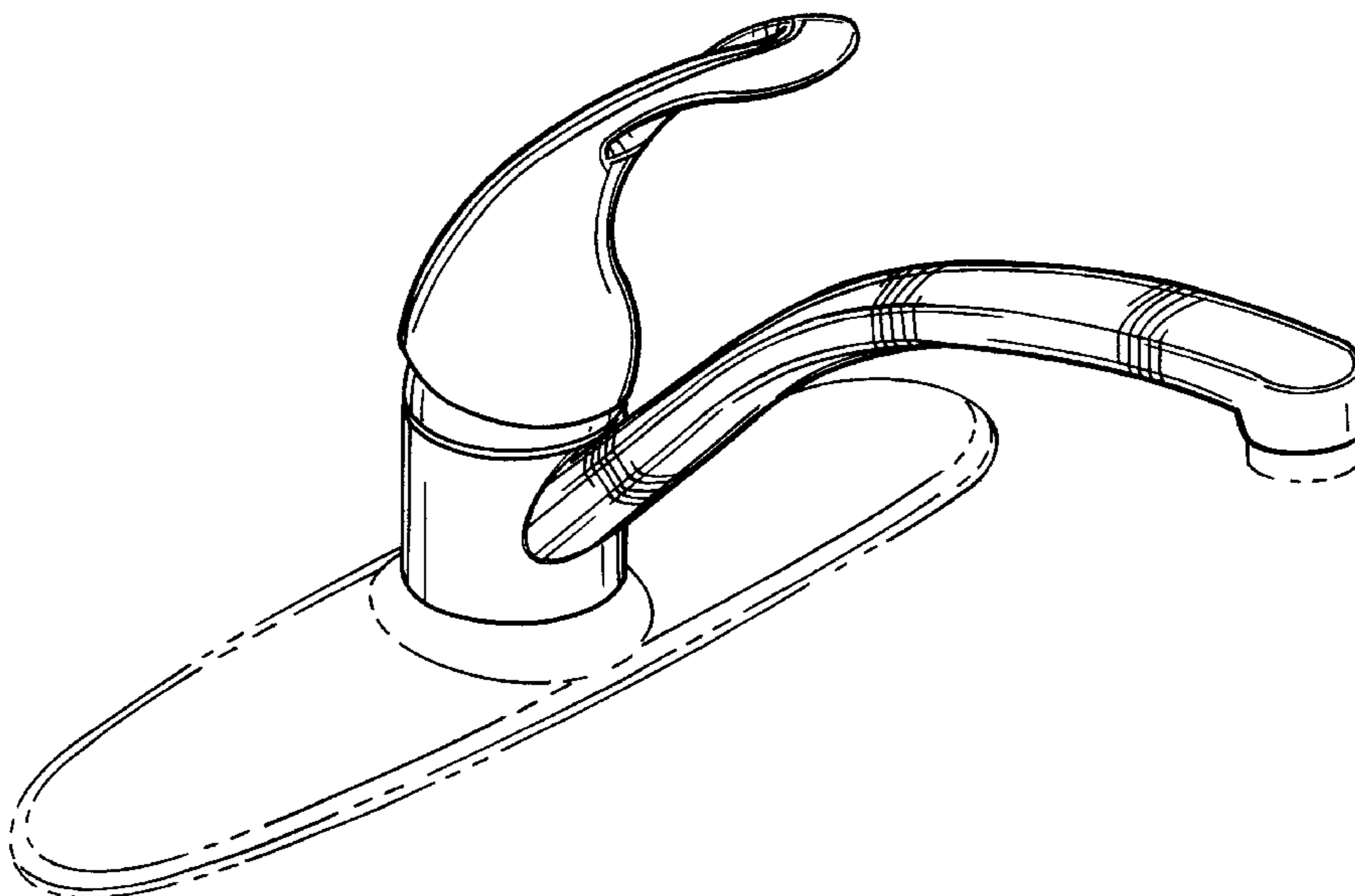
### [57] **CLAIM**

The ornamental design for a faucet body, as shown and described.

### **DESCRIPTION**

FIG. 1 is a front perspective view of a faucet body showing my new design;  
FIG. 2 is a rear perspective view thereof;  
FIG. 3 is a top plan view thereof;  
FIG. 4 is a front elevational view thereof;  
FIG. 5 is a right side elevational view thereof, the left side being a mirror image;  
FIG. 6 is a rear elevational view thereof; and,  
FIG. 7 is a bottom plan view thereof.  
The broken line showings of the aerator and escutcheon in FIG. 1 are for purposes of illustration only and form no part of the claimed design.

**1 Claim, 4 Drawing Sheets**



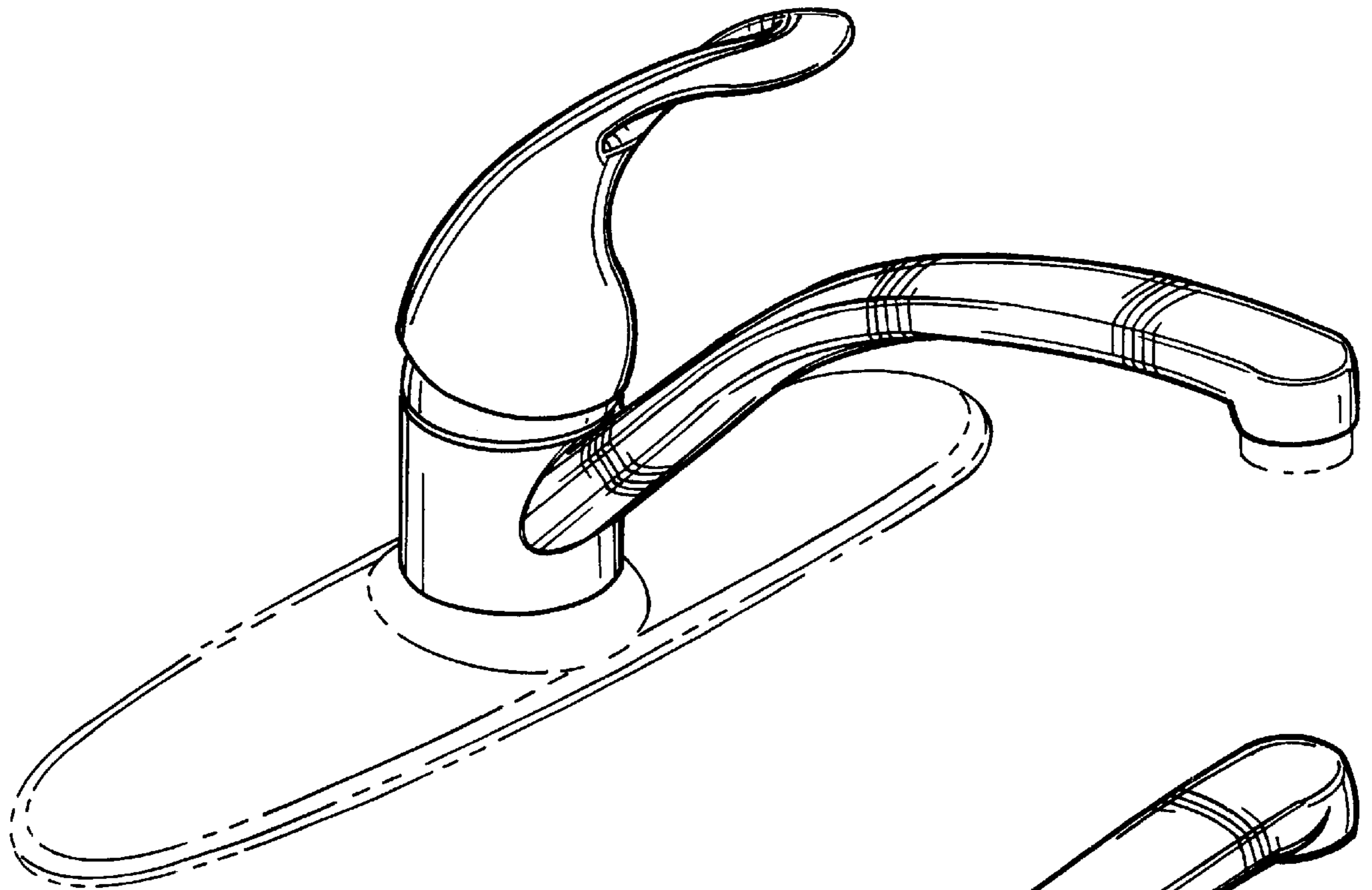


Fig-1

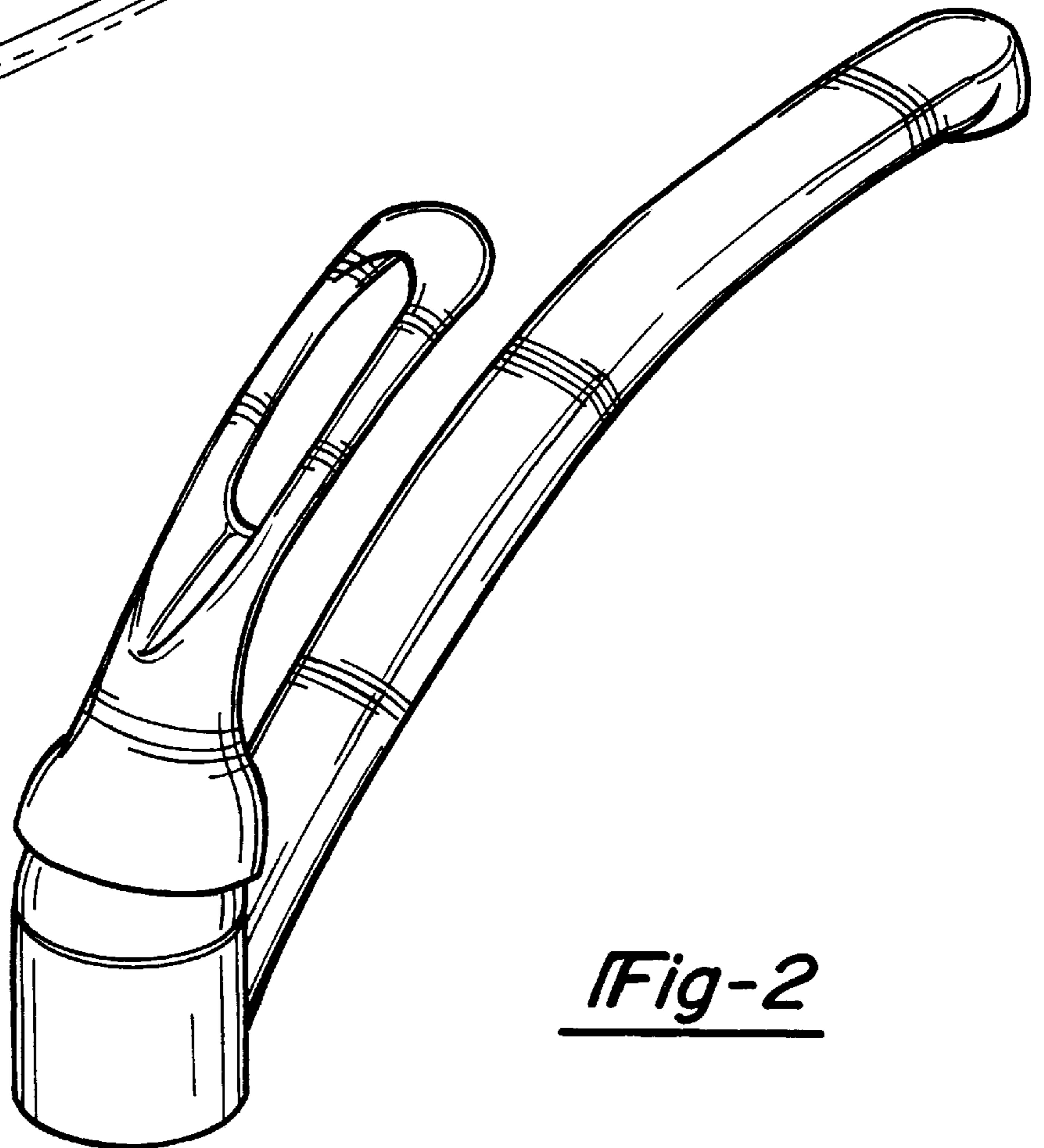


Fig-2

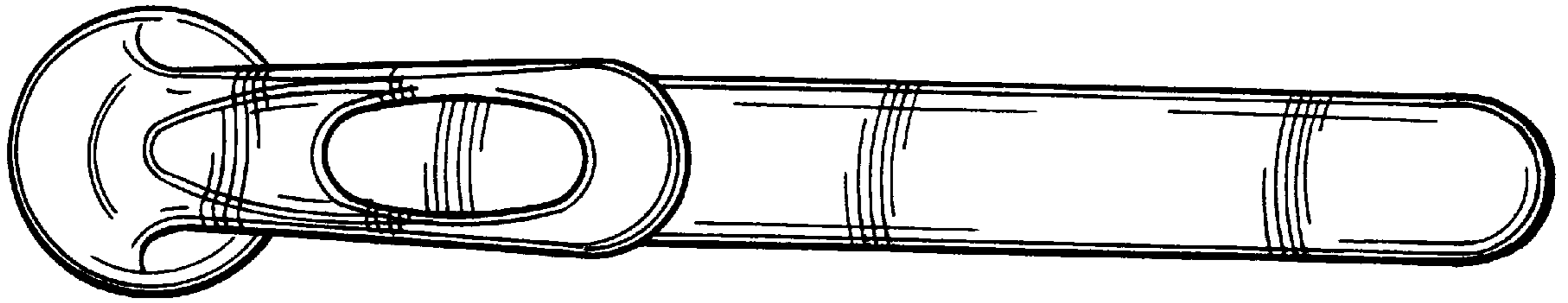


Fig-3

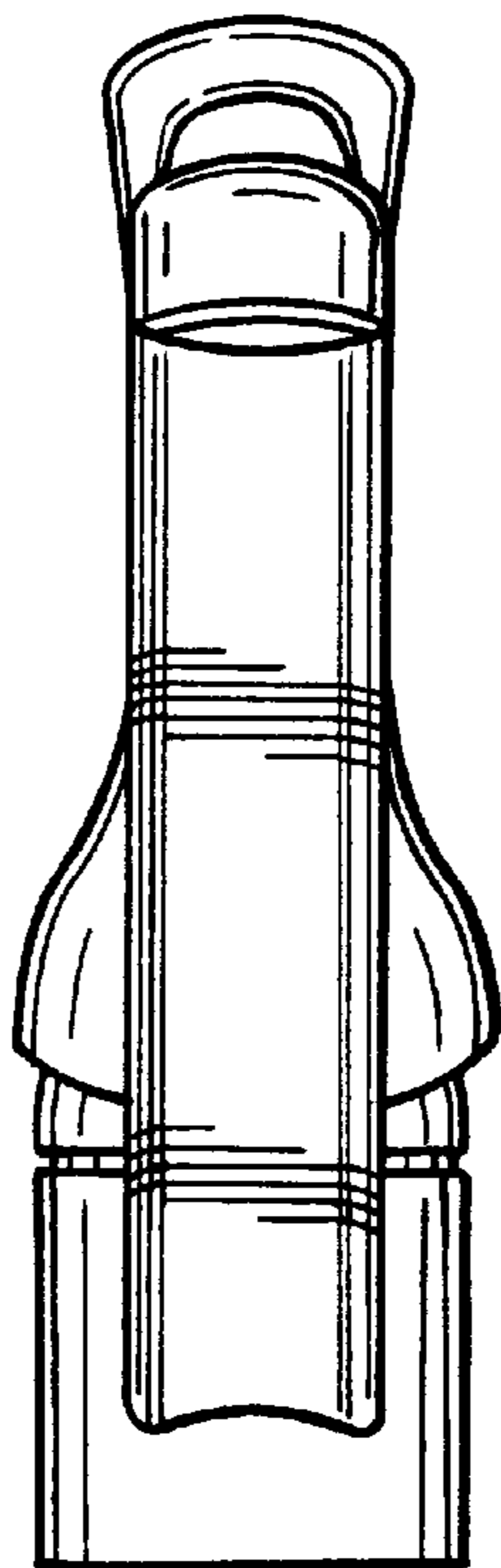


Fig-4

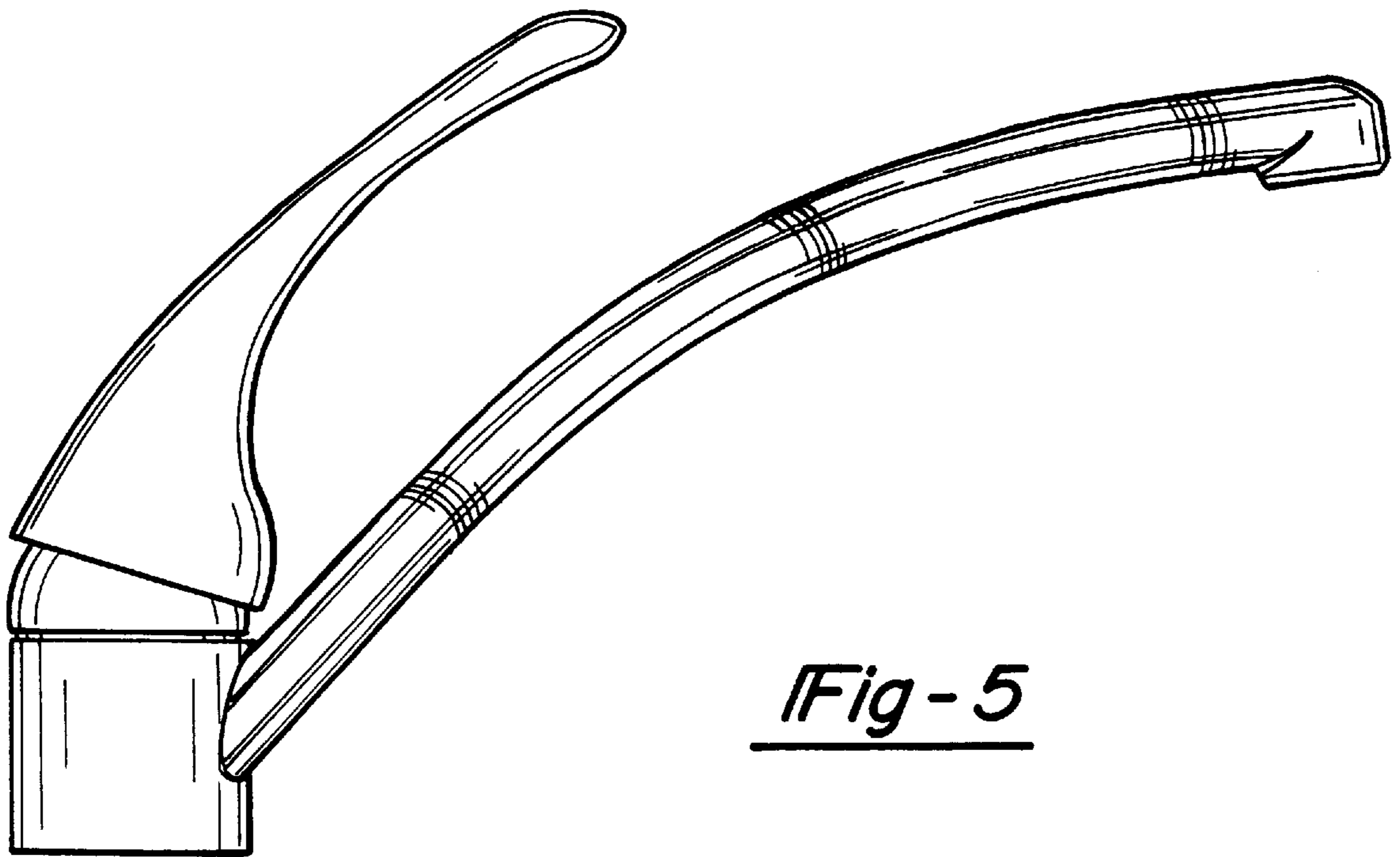


Fig-5




Fig-6

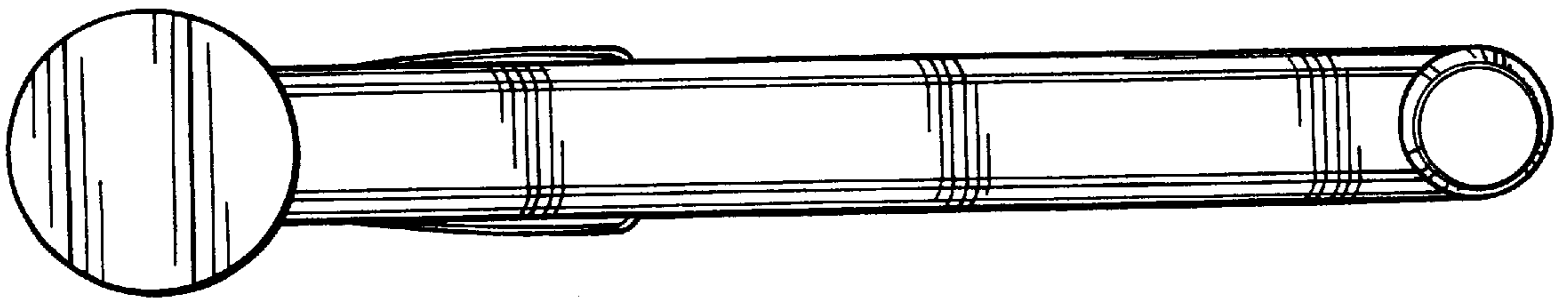


Fig-7