



US00D409274S

United States Patent [19]

Morse, Jr. et al.

[11] Patent Number: **Des. 409,274**

[45] Date of Patent: **** May 4, 1999**

[54] **ROD HOLDER**

[76] Inventors: **Franklin B. Morse, Jr.**, 1668 Windy Mountain Ave., Westlake Village, Calif. 91362; **Richard L. Hinkle**, 1 El Vedado La., Apt. #2, Santa Barbara, Calif. 93105

[**] Term: **14 Years**

[21] Appl. No.: **29/042,395**

[22] Filed: **Aug. 9, 1995**

[51] **LOC (6) Cl.** **22-05**

[52] **U.S. Cl.** **D22/147**

[58] **Field of Search** D22/147, 148; 43/21.2; 248/512, 538, 533, 532, 156, 539, 520

[56] **References Cited**

U.S. PATENT DOCUMENTS

D. 350,588 9/1994 Onstott D22/147
2,414,358 1/1947 Calway 248/532

2,952,432 9/1960 Valdez D22/147 X
3,360,224 12/1967 Baumann, Jr. 248/530
4,235,409 11/1980 Cummings 248/520 X
4,658,534 4/1987 McLean D22/147 X

Primary Examiner—Doris V. Coles
Attorney, Agent, or Firm—Ladas & Parry

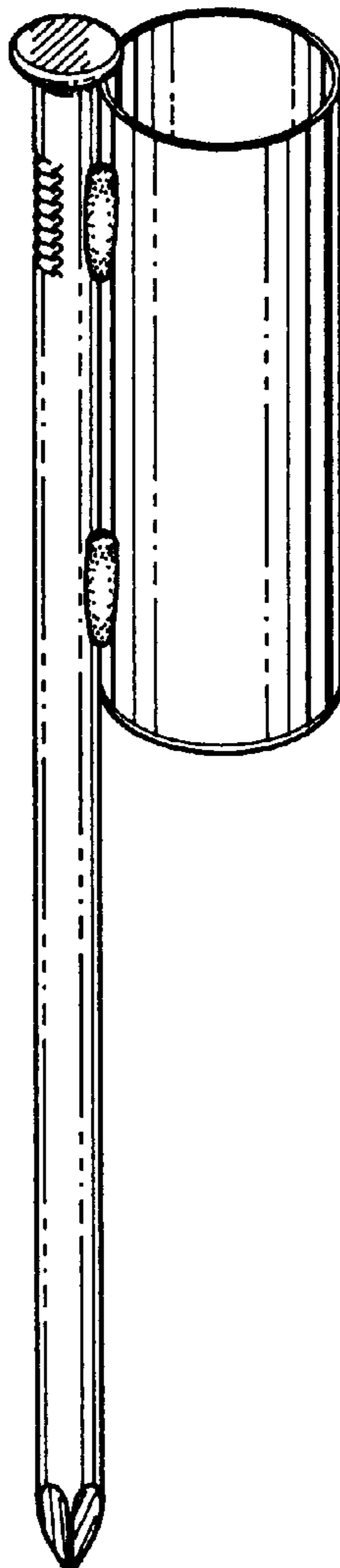
[57] **CLAIM**

The ornamental design for a “rod holder,” as shown and described.

DESCRIPTION

FIG. 1 is a left side perspective view of a rod holder, showing our new design;
FIG. 2 is a left side elevational view thereof, the right elevational view being a mirror image of the left elevational view;
FIG. 3 is a rear elevational view thereof;
FIG. 4 is a front elevational view thereof;
FIG. 5 is a top view thereof; and,
FIG. 6 is a bottom view thereof.

1 Claim, 2 Drawing Sheets



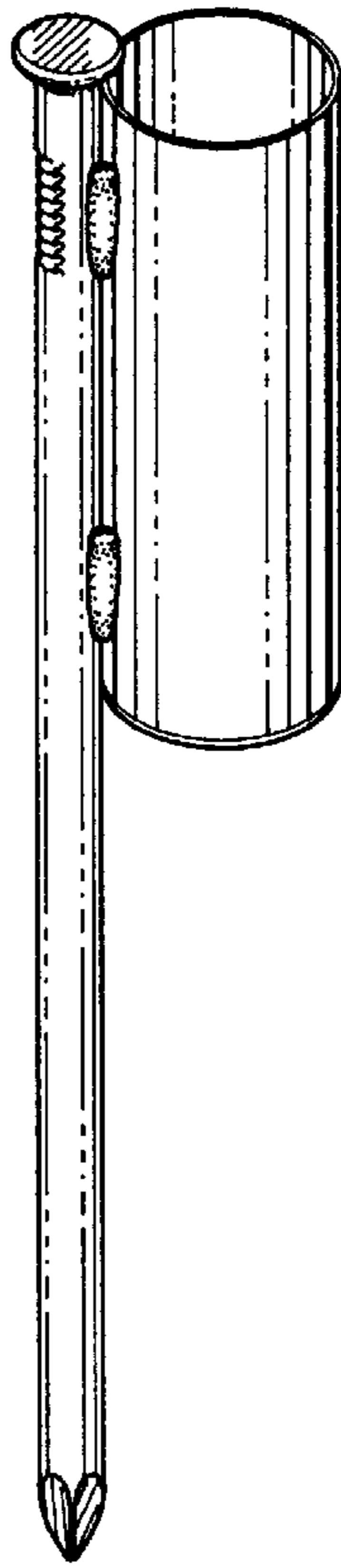


FIG. 1

FIG. 3

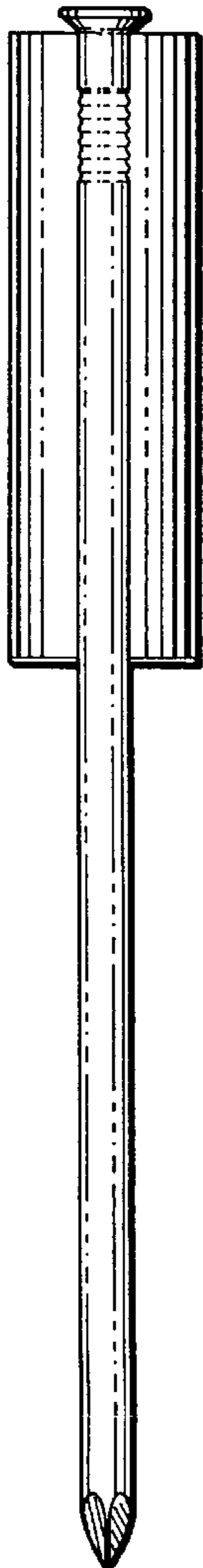
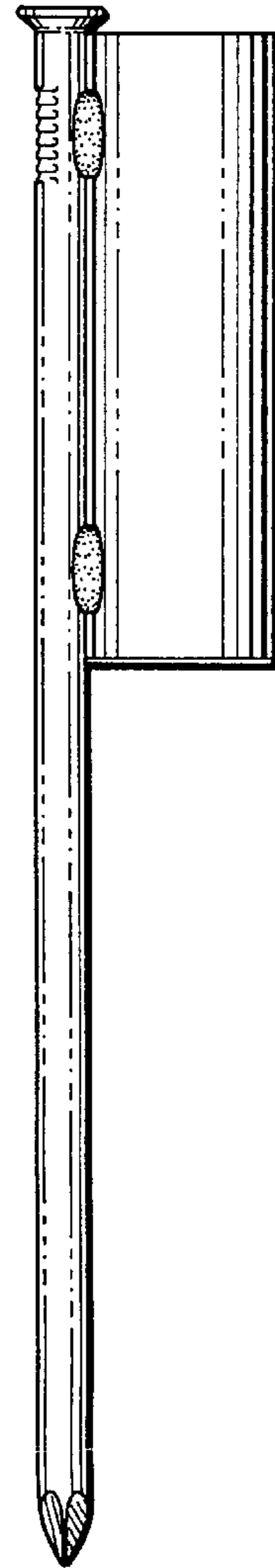


FIG. 2



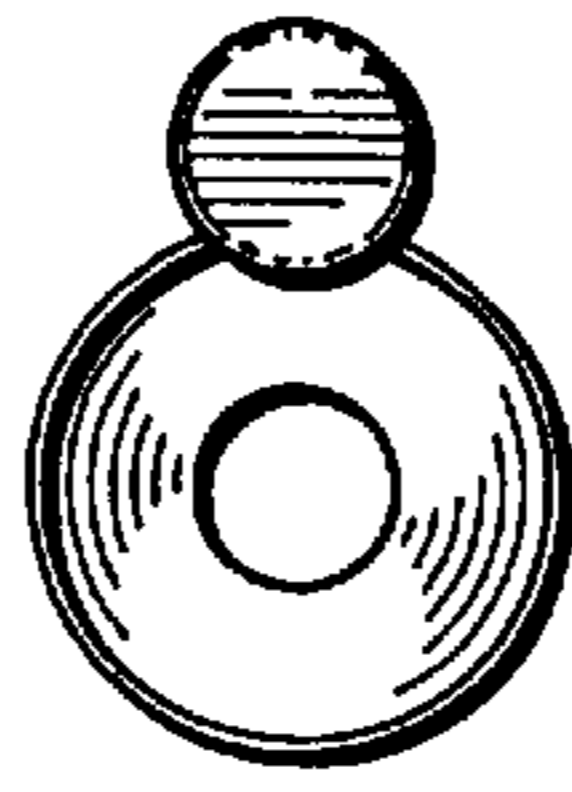


FIG. 5

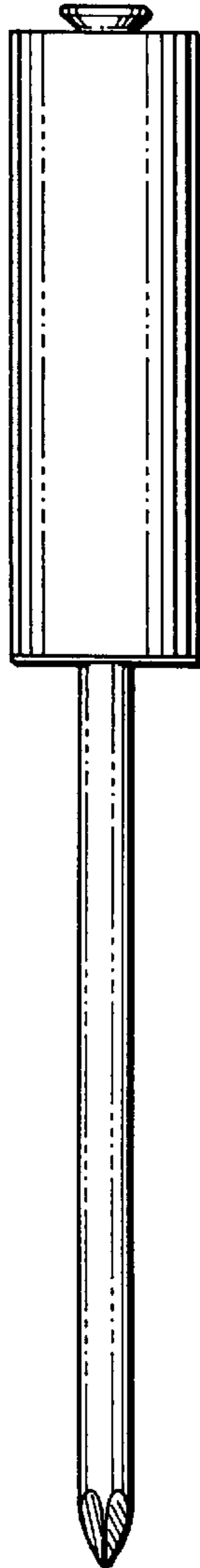


FIG. 4

FIG. 6

