



US00D409273S

United States Patent [19]
Ohmura

[11] **Patent Number: Des. 409,273**

[45] **Date of Patent: ** May 4, 1999**

[54] **LINE GUIDE LEADING RING FOR FISHING ROD**

5,419,075 5/1995 Oyama 43/24
5,802,759 9/1998 Ohmura 43/24

[75] Inventor: **Ryuichi Ohmura**, Shizuoka, Japan

Primary Examiner—Doris V. Coles
Attorney, Agent, or Firm—Evenson, McKeown, Edwards & Lenahan, P.L.L.C.

[73] Assignee: **Fuji Kogyo Co., Ltd.**, Shizuoka-ken, Japan

[**] Term: **14 Years**

[57] **CLAIM**

[21] Appl. No.: **29/085,685**

The ornamental design for line guide leading ring for fishing rod, as shown and described.

[22] Filed: **Mar. 27, 1998**

DESCRIPTION

[30] **Foreign Application Priority Data**

Sep. 30, 1997 [JP] Japan 9-69899

FIG. 1 is a perspective view of line guide leading ring for fishing rod embodying my new design;

[51] **LOC (6) Cl.** **22-05**

FIG. 2 is a top plan view thereof;

[52] **U.S. Cl.** **D22/143**

FIG. 3 is a left side elevational view thereof;

[58] **Field of Search** D22/143, 142; 43/24

FIG. 4 is a front elevational view thereof;

FIG. 5 is a right side elevational view thereof;

FIG. 6 is a rear elevational view thereof; and,

FIG. 7 is a bottom plan view thereof.

[56] **References Cited**

U.S. PATENT DOCUMENTS

5,383,300 1/1995 Stotesbury et al. 43/24

1 Claim, 1 Drawing Sheet

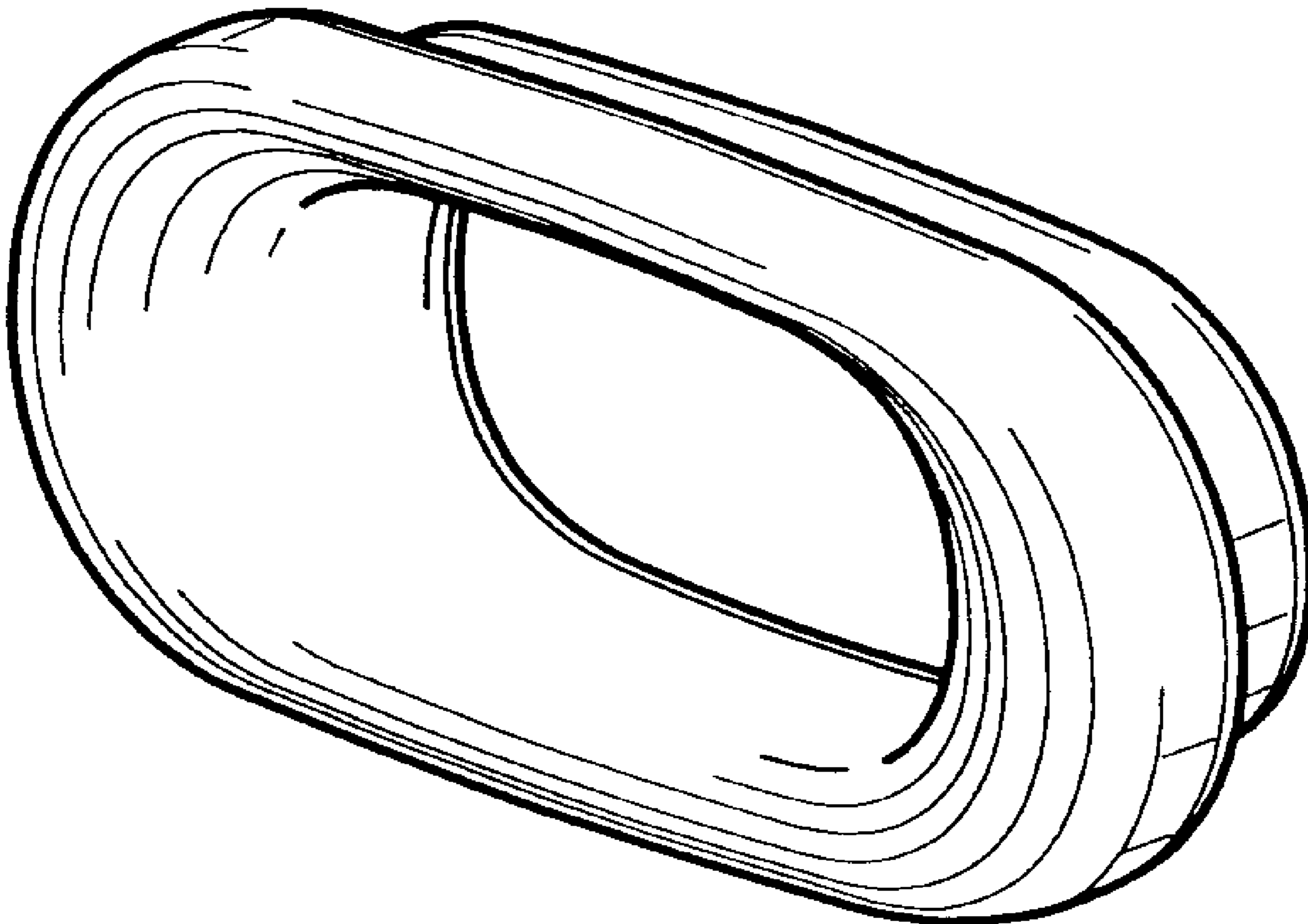


FIG. 1

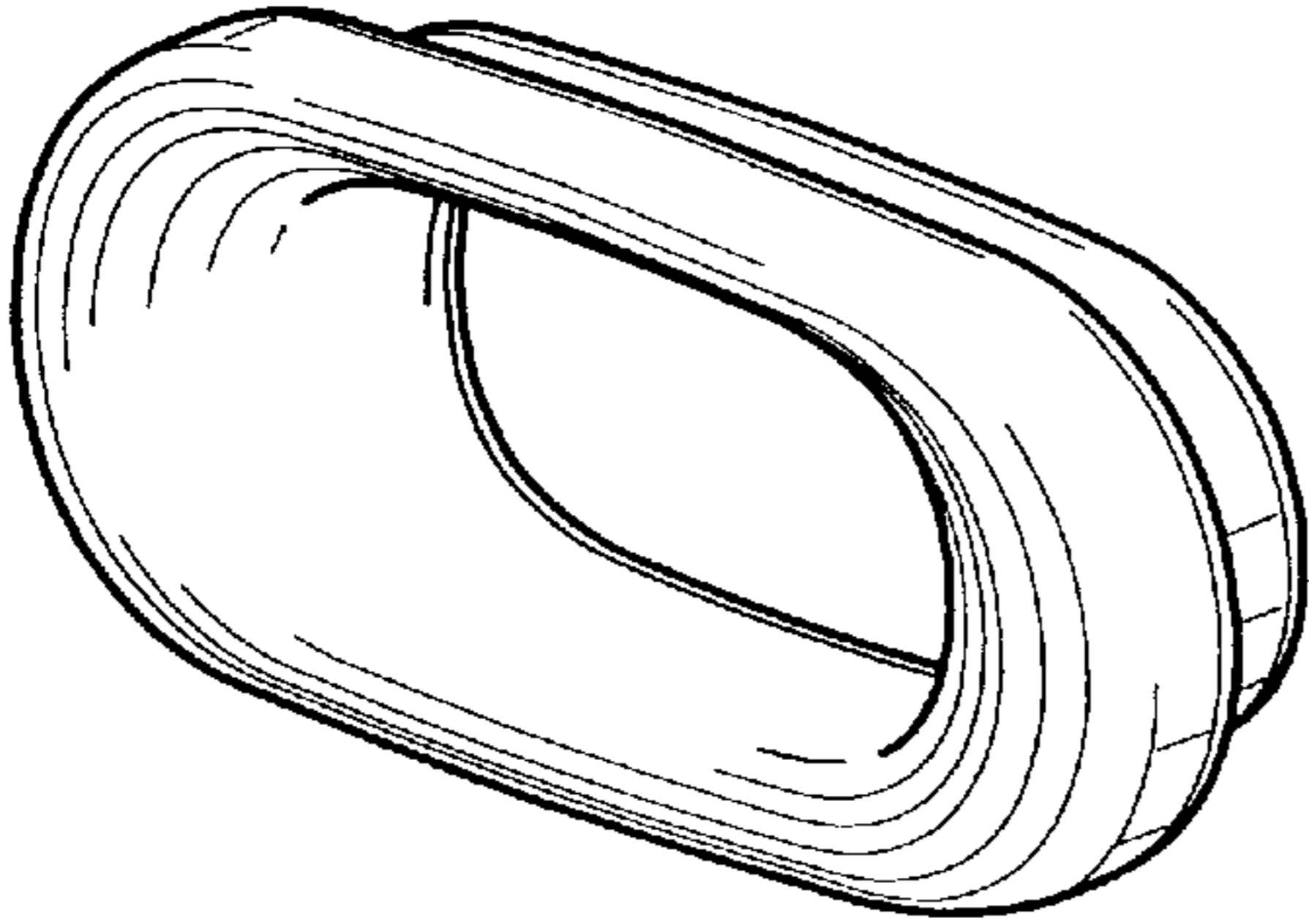


FIG. 2




FIG. 3

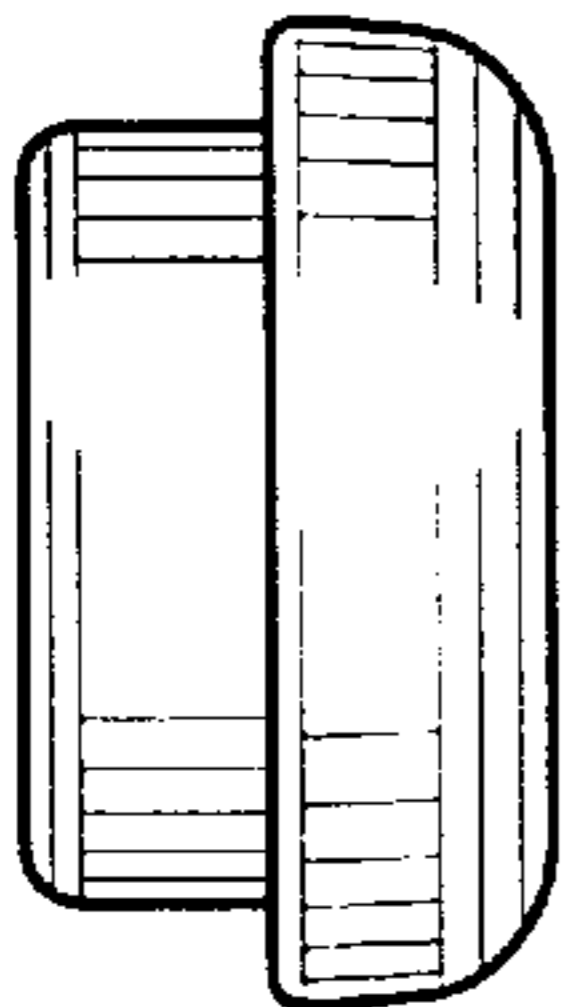


FIG. 4




FIG. 5

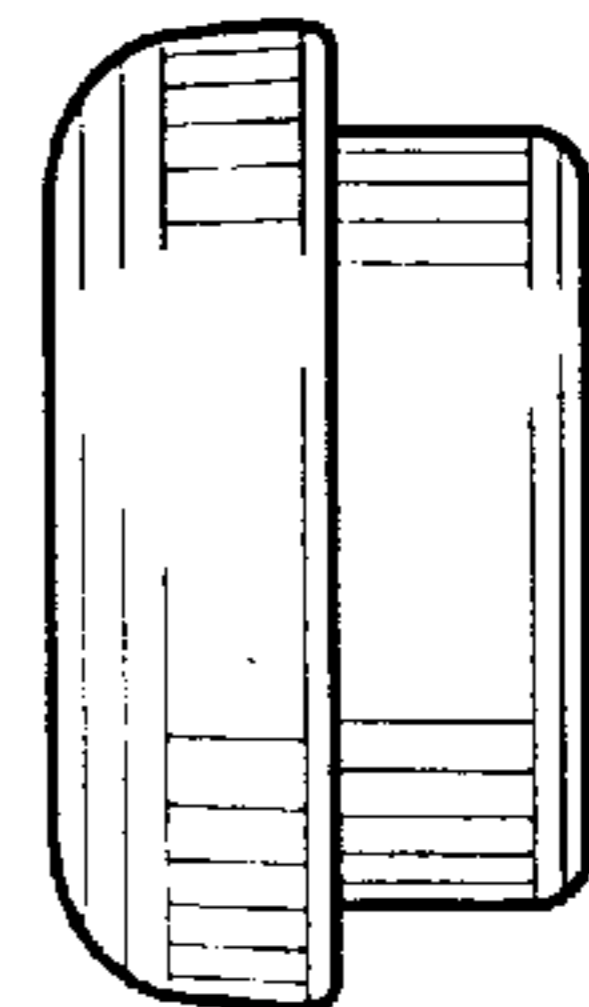


FIG. 6




FIG. 7

