



US00D409270S

United States Patent [19] Balolia

[11] **Patent Number: Des. 409,270**

[45] **Date of Patent: ** May 4, 1999**

[54] **GAME BLADE**

[75] Inventor: **Shiraz Balolia**, Bellingham, Wash.

[73] Assignee: **Gutmann Cutlery, Inc.**, Bellingham, Wash.

[**] Term: **14 Years**

[21] Appl. No.: **29/083,321**

[22] Filed: **Feb. 5, 1998**

Related U.S. Application Data

[62] Division of application No. 29/066,661, Feb. 14, 1997, Pat. No. Des. 392,016.

[51] **LOC (6) Cl.** **22-02**

[52] **U.S. Cl.** **D22/118**

[58] **Field of Search** D22/118; D7/649;
30/287, 294, 340, 314, 151, 295, 317, 298,
291

[56] References Cited

U.S. PATENT DOCUMENTS

D. 257,056	9/1980	Spivey	D22/118
D. 336,126	6/1993	Luchak	D22/118
D. 346,422	4/1994	Seber et al.	D22/118
D. 362,485	9/1995	Hall	D22/118
D. 392,016	3/1998	Balolia	D22/118
1,843,223	2/1932	Hasseler	30/314

OTHER PUBLICATIONS

The Edge Company, Winter 1994, p. 12 Survival Axe.
 Knives Illustrated, Aug. 1995, p. 91. circled knife.
 Ole Smoky advertisement, Smoky Mountain Spring 1996 catalog, Yukon Ulu Skinner p. 175.
 Colt Industries advertisement, Smoky Mountain Spring 1996 catalog, p. 183. Serengeti Skinner.
 Gorilla and Sons 1997 catalog, Model A09223.
 Gorilla '97 catalog, Alaskan Blade Trader.

Gorilla and Sons '97 catalog, Rapala Big Game with Gut Hook.

United Cutlery advertisement, Smoky Mountain Spring 1996 catalog, p. 130.

Knives '93, Bob Luchak, p. 214.

Spyderco 95/96 catalog, Model K08.

Knives of Alaska catalog.

Knives of Alaska catalog, Alaska "Brown Bear".

Knives '97 Annual Issue, 17th Edition, p. 83, Ricky Fowler knife.

Knives '97 Annual Issue, 17th Edition, p. 141, Bob Patrick.

Daro Marketing advertisement from Blade Magazine, Sep. 1995, p. 76.

Knives '95 Annual, 15th Edition, p. 145.

Primary Examiner—Louis S. Zarfes

Assistant Examiner—Inga-Maria Hyttinen

Attorney, Agent, or Firm—Michael R. Schacht; Hughes & Schacht, P.S.

[57] CLAIM

The ornamental design for a game blade, as shown and described.

DESCRIPTION

FIG. 1 is a side elevational view of a game blade showing my new design, it being understood that the opposite side is a mirror image thereof;

FIG. 2 is a top plan view of the game blade depicted in FIG. 1;

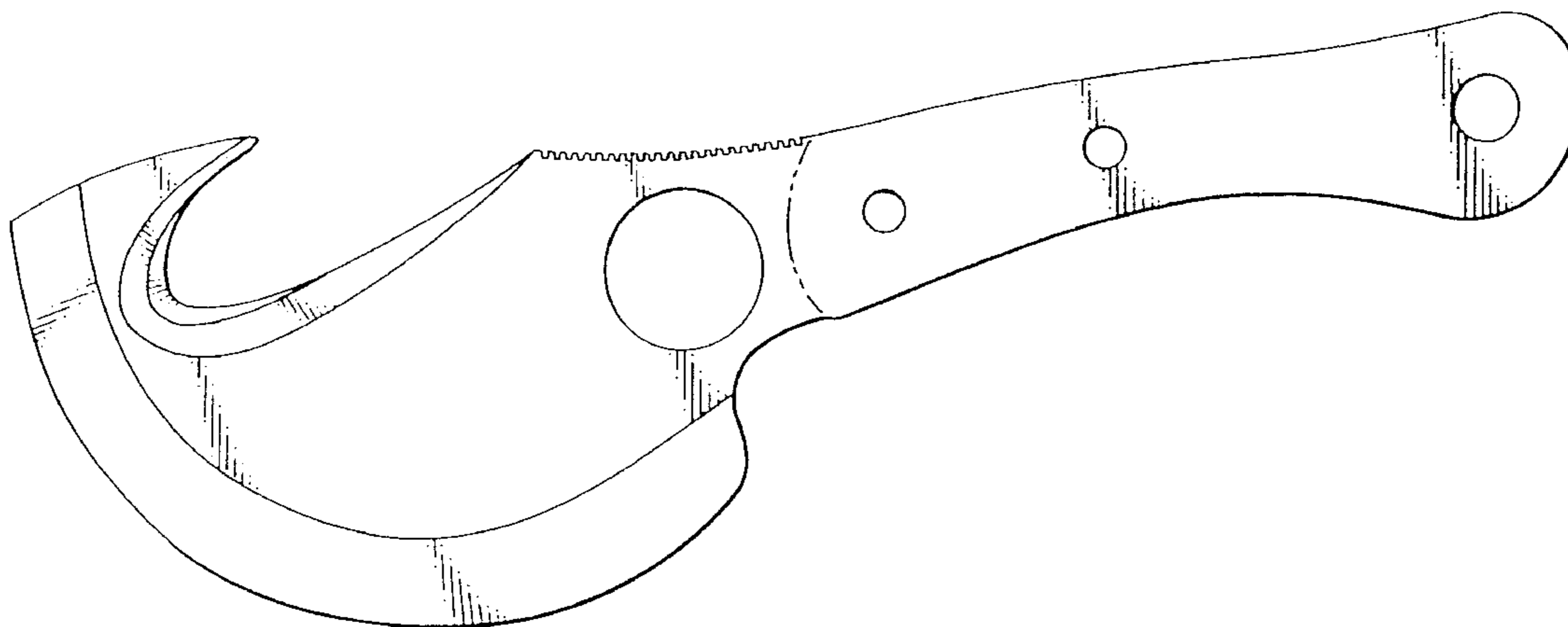
FIG. 3 is a bottom plan view of the game blade depicted in FIG. 1;

FIG. 4 is a first end elevational view of the game blade depicted in FIG. 1; and,

FIG. 5 is a second end elevational view of the game blade depicted in FIG. 1.

The broken line showing of a handle in all views of the drawing is for illustrative purposes only and forms no part of the claimed design.

1 Claim, 2 Drawing Sheets



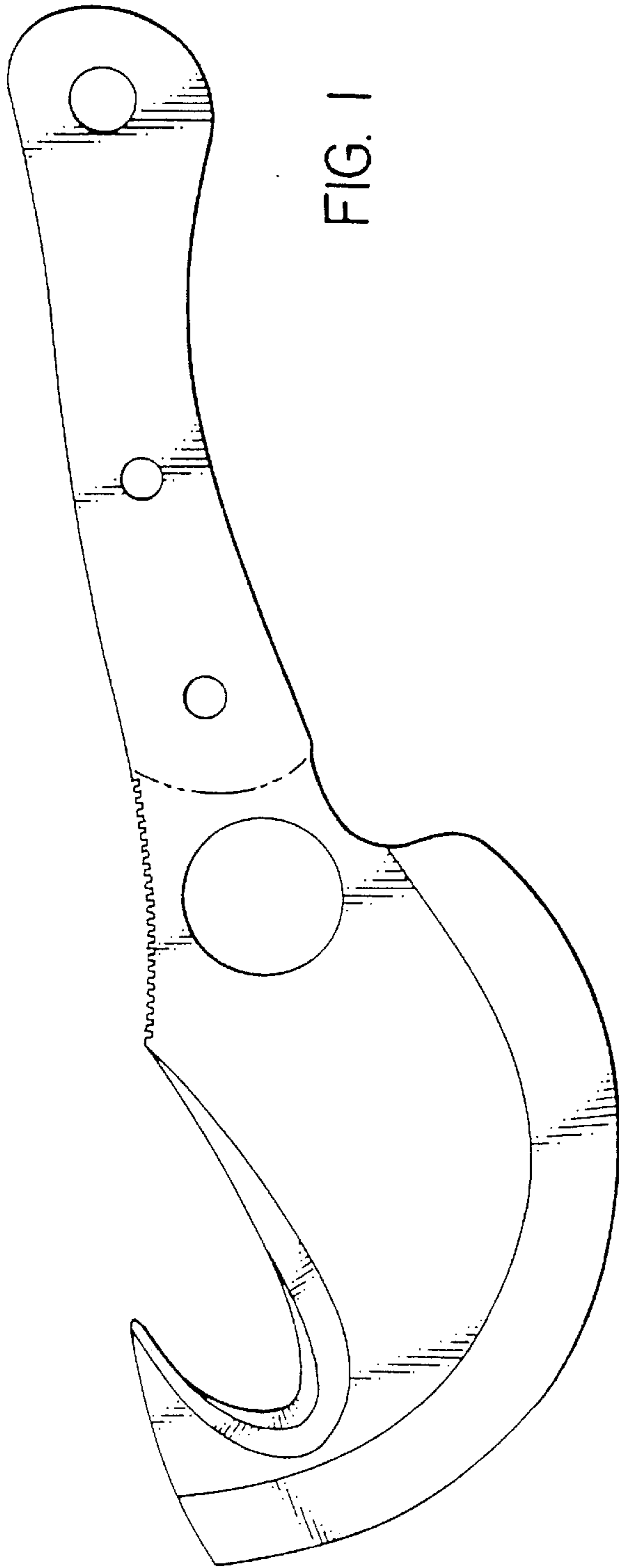


FIG. 2

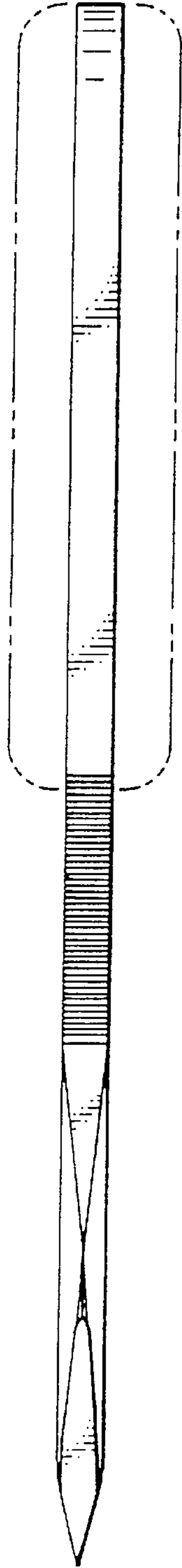


FIG. 3

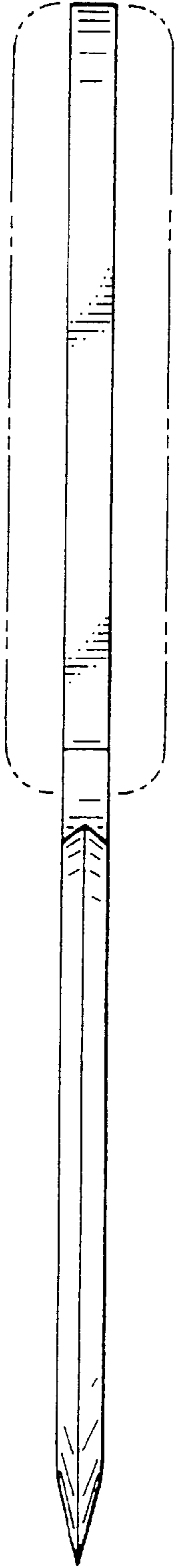


FIG. 4

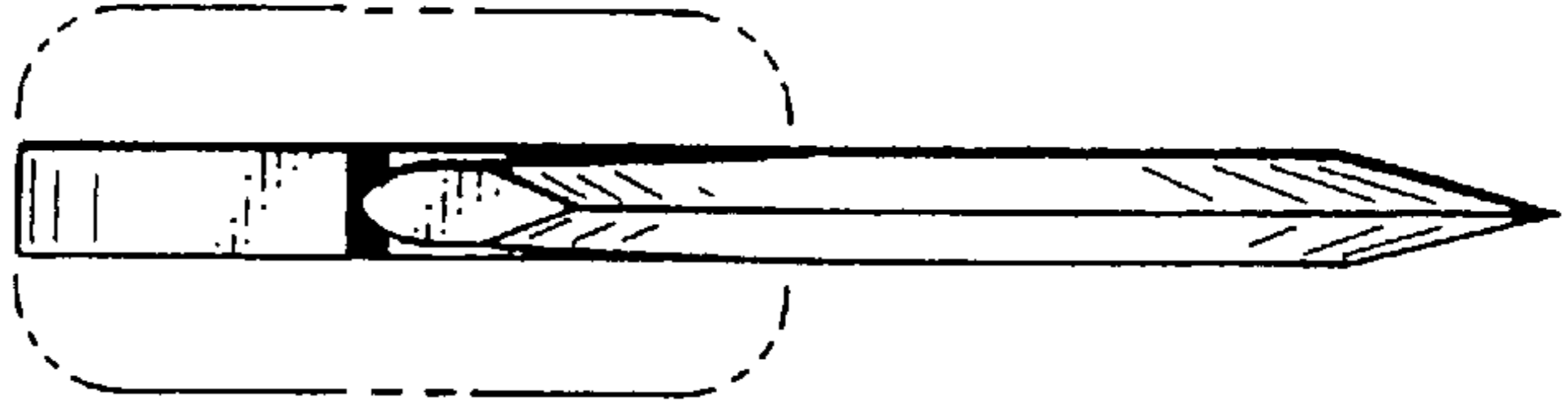


FIG. 5

