



US00D409269S

United States Patent [19]

Carson et al.

[11] Patent Number: **Des. 409,269**

[45] Date of Patent: **** May 4, 1999**

[54] **FIXED BLADE KNIFE**

[75] Inventors: **Harold J. Carson; Harold J. Carson, Jr.**, both of Vine Grove, Ky.

[73] Assignee: **Buck Knives, Inc.**, El Cajon, Calif.

[**] Term: **14 Years**

[21] Appl. No.: **29/082,642**

[22] Filed: **Jan. 26, 1998**

[51] **LOC (6) Cl.** **22-02**

[52] **U.S. Cl.** **D22/118**

[58] **Field of Search** D22/118; D7/649; D8/98, 99; 30/340, 151, 342, 343, 344, 295, 346, 355

[56] **References Cited**

U.S. PATENT DOCUMENTS

D. 140,397	2/1945	Waterman	D22/118
D. 304,798	11/1989	Thompson	D22/118
D. 371,820	7/1996	Thompson	D22/118
D. 375,995	11/1996	Thompson	D22/118
3,205,575	9/1965	Senkewitz	30/355
3,621,899	11/1971	Hula	30/342

4,015,331	4/1977	Balke	30/355
4,823,467	4/1989	Campbell et al.	30/355
5,711,079	1/1998	Fischer et al.	30/342

OTHER PUBLICATIONS

Brigade Quartermaster, 1996 Catalog #34 p. 57, Special Ops Utility Knife.

Primary Examiner—Louis S. Zarfes

Assistant Examiner—Inga-Maria Hyttinen

Attorney, Agent, or Firm—Gregory Garmong

[57] **CLAIM**

The ornamental design for a fixed blade knife, as shown and described.

DESCRIPTION

FIG. 1 is a left-side elevational view of a fixed blade knife, the right side elevational view being identical thereto; FIG. 2 is a top view thereof; FIG. 3 is a bottom view thereof; FIG. 4 is a front elevational view thereof from the point end of the fixed blade knife; and, FIG. 5 is a back elevational view thereof from the butt end of the fixed blade knife.

1 Claim, 2 Drawing Sheets

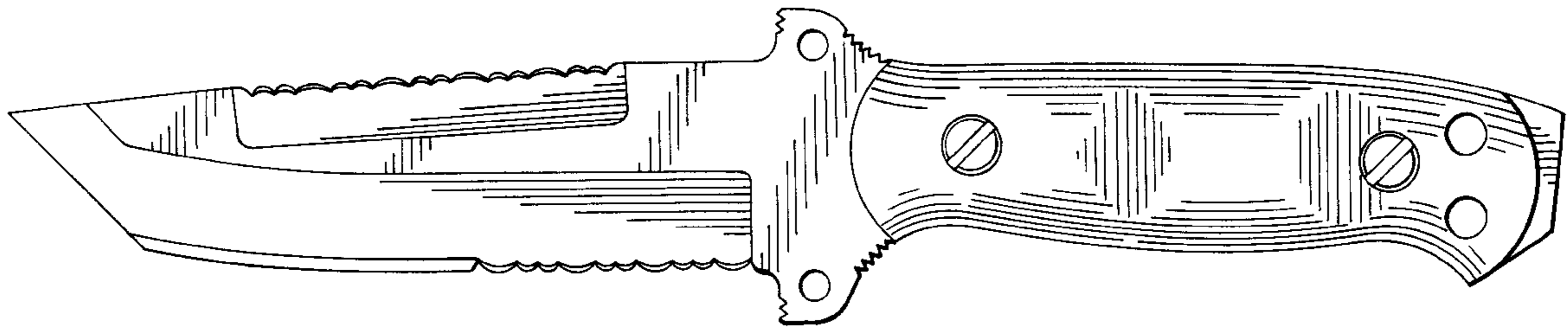


FIG. 1

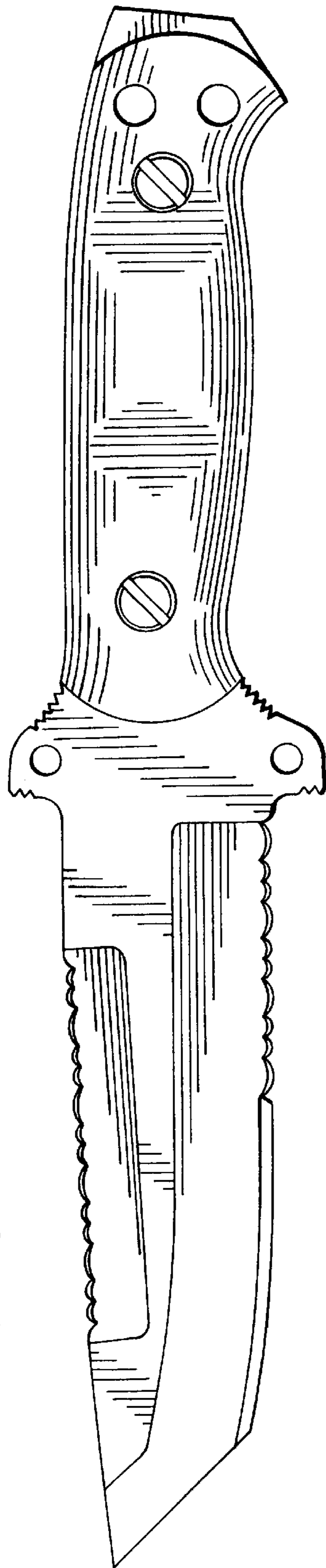
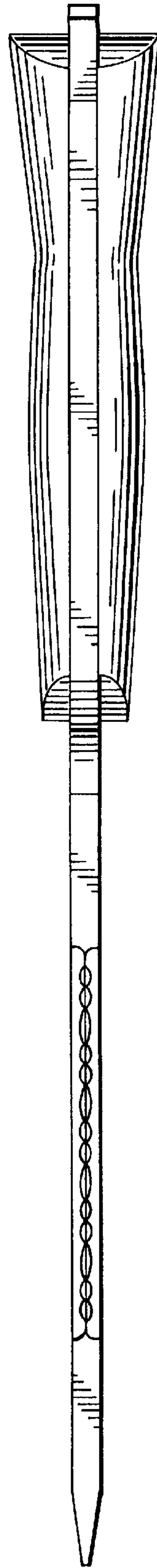


FIG. 2



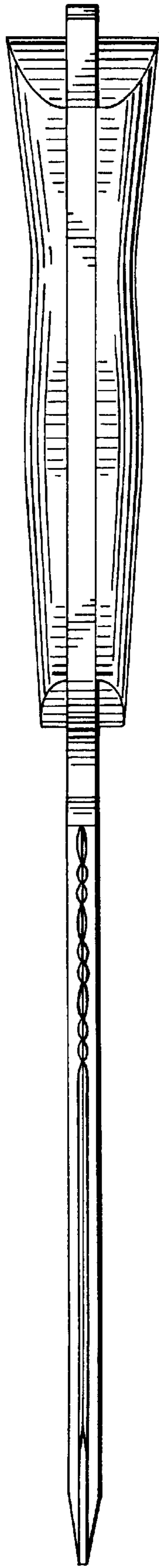


FIG. 3

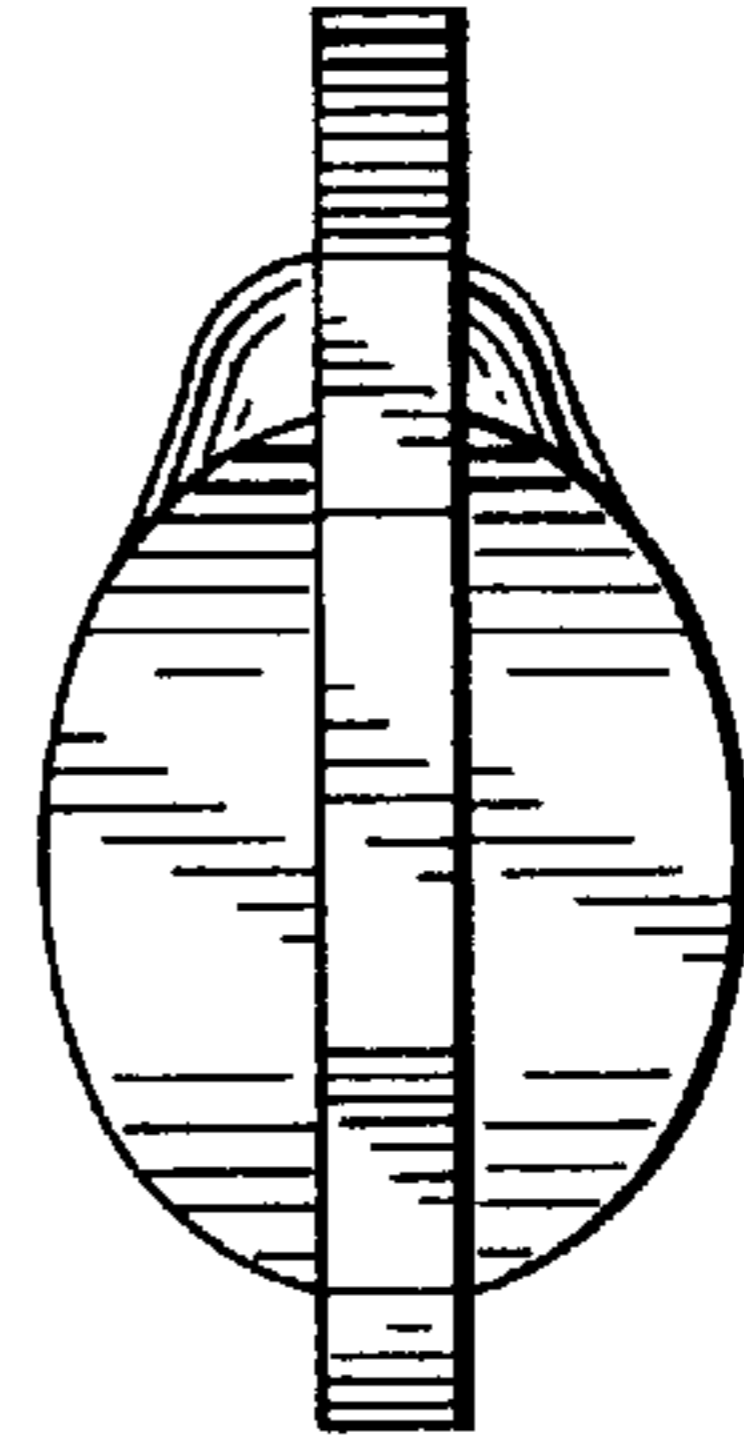


FIG. 5

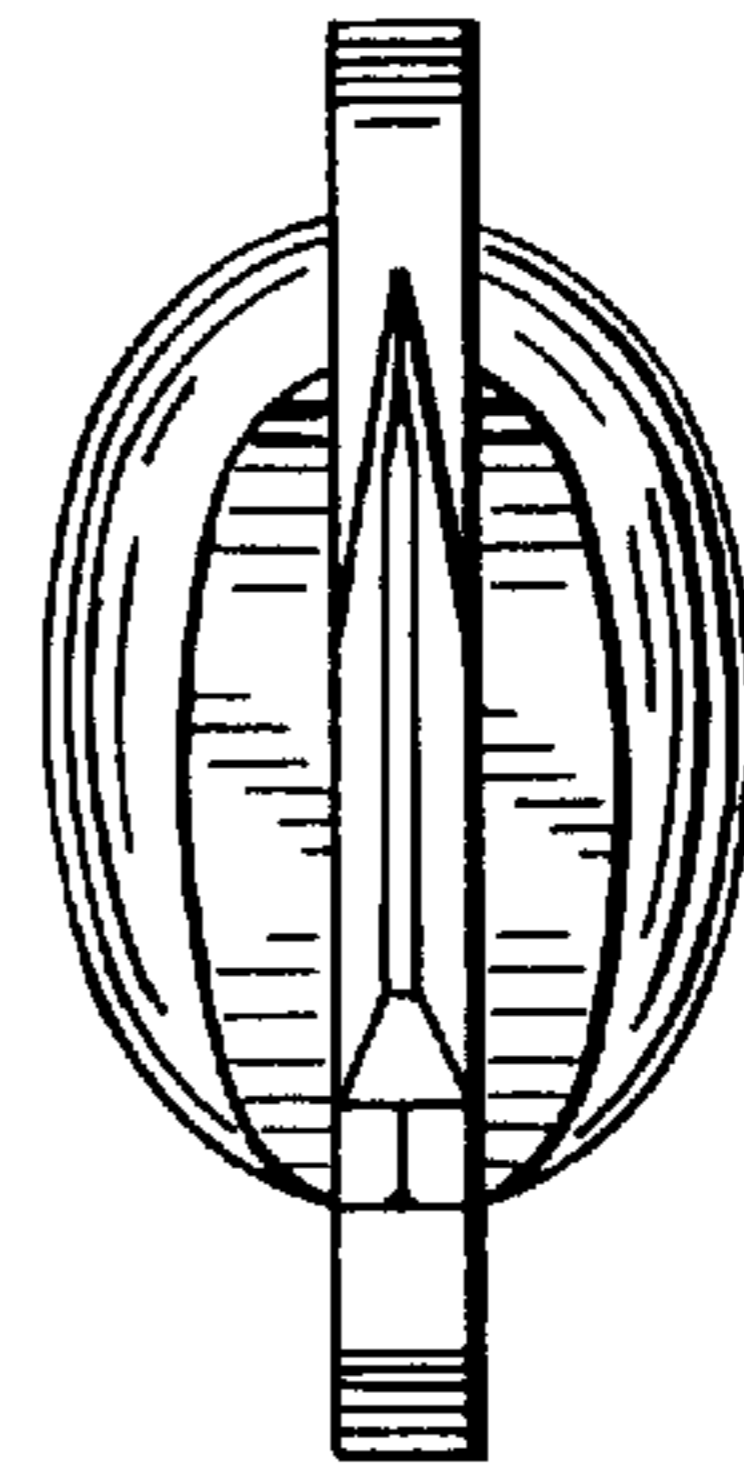


FIG. 4