

US00D409250S

United States Patent [19] Yeaworth

[11] Patent Number: **Des. 409,250**

[45] Date of Patent: ****May 4, 1999**

[54] **FLOATING OBJECT GAME**

[76] Inventor: **David Yeaworth**, 1592 Golf Course Rd., Mohnton, Pa. 19540

[**] Term: **14 Years**

[21] Appl. No.: **29/092,446**

[22] Filed: **Aug. 19, 1998**

Related U.S. Application Data

[62] Division of application No. 29/075,525, Aug. 21, 1997, Pat. No. Des. 400,933.

[51] **LOC (6) Cl.** **21-01**

[52] **U.S. Cl.** **D21/311**

[58] **Field of Search** **D21/311, 205, D21/310; 273/457, 458, 459, 118 R, 120 R, 127 R, 153 R, 440; 446/156, 159**

[56] References Cited

U.S. PATENT DOCUMENTS

- D. 245,360 8/1977 Kojima .
- D. 269,359 6/1983 Itakura et al. D21/311
- D. 344,549 2/1994 Nakazawa .
- 459,868 9/1891 Law .
- 783,357 2/1905 Bissell 273/457 X
- 806,255 12/1905 Hughes .
- 1,636,216 7/1927 Cornell .
- 2,103,435 12/1937 Pool .
- 2,518,502 8/1950 Snyder .
- 2,813,720 11/1957 Bascle .
- 3,168,315 2/1965 Bookman .
- 3,716,233 2/1973 Kotwas et al. 273/457 X
- 4,049,277 9/1977 Carlsson, Jr. et al. 273/457 X

- 4,177,986 12/1979 Campbell 273/457 X
- 5,263,714 11/1993 Rudell et al. 273/457 X
- 5,282,636 2/1994 Wyman et al. 273/457 X
- 5,351,956 10/1994 Kershner .
- 5,370,391 12/1994 Hilzendeger et al. .

OTHER PUBLICATIONS

Photocopy of "Outlook 1990s, Special Double Issue", *U.S. News & World Report*, cover page (bar code #140068) and pp. 13, 17, 28 and 72, Jan., 1990.

Photocopy of catalog of music, gifts and collectibles "Sound Exchange", *Time Warner*, cover page, pp. 32, 33 and back cover, Nov., 1996.

Seven photographs of "Florida Snowball", undated.

Four photographs of "Tee It Up", undated.

Potpourri, Item C, 1989.

Primary Examiner—Prabhakar Deshmukh

Attorney, Agent, or Firm—Panitch Schwarze Jacobs & Nadel, P.C.

[57] CLAIM

The ornamental design for a floating object game, as shown and described.

DESCRIPTION

FIG. 1 is a perspective view of a floating object game showing my new design;

FIG. 2 is an elevational view thereof;

FIG. 3 is a bottom plan view thereof; and,

FIG. 4 is a top plan view thereof.

The broken line showing of base and alternate position of the inside ball is for illustrative purposes only and forms no part of the claimed design.

1 Claim, 1 Drawing Sheet

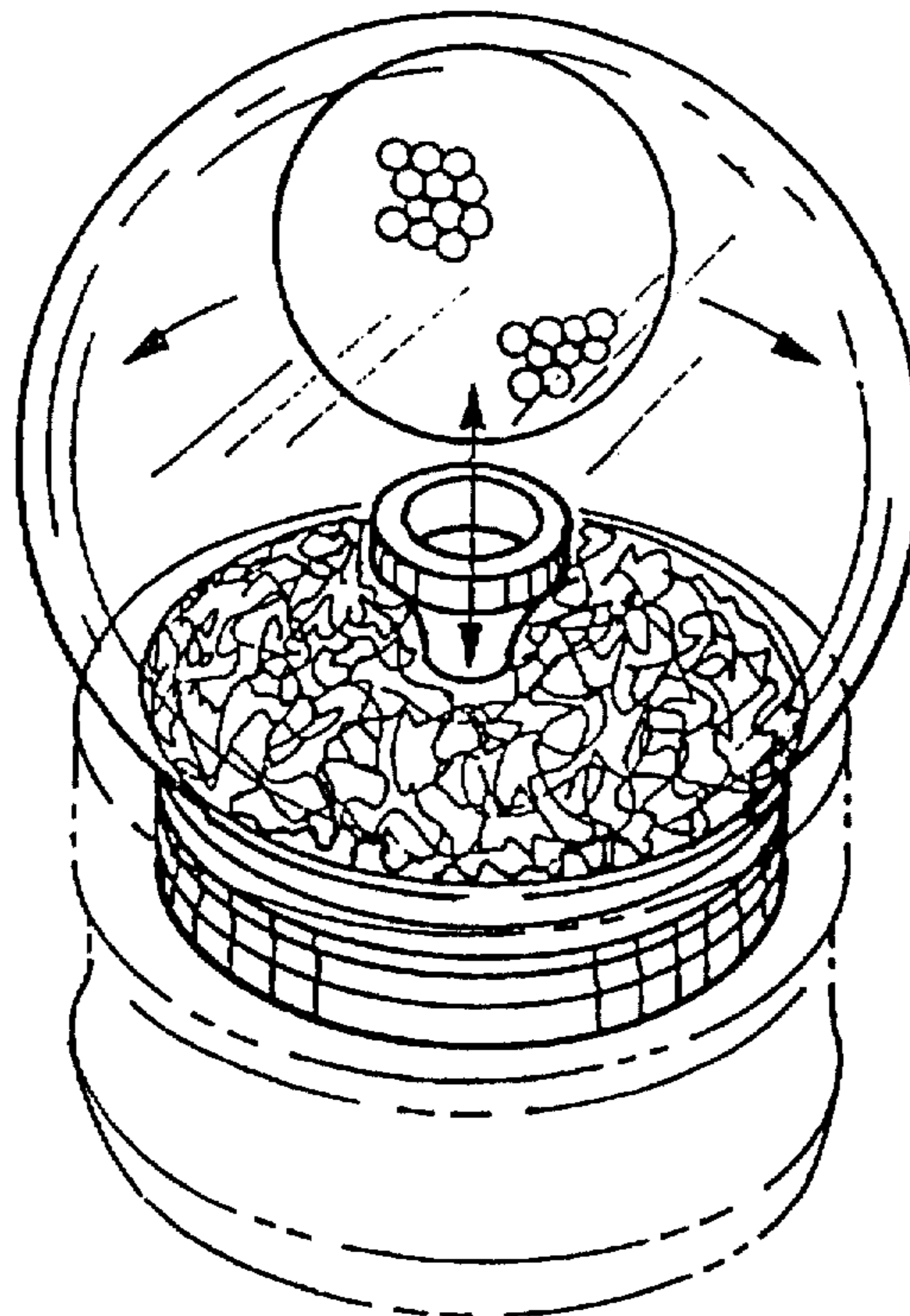


Fig. 4




Fig. 1

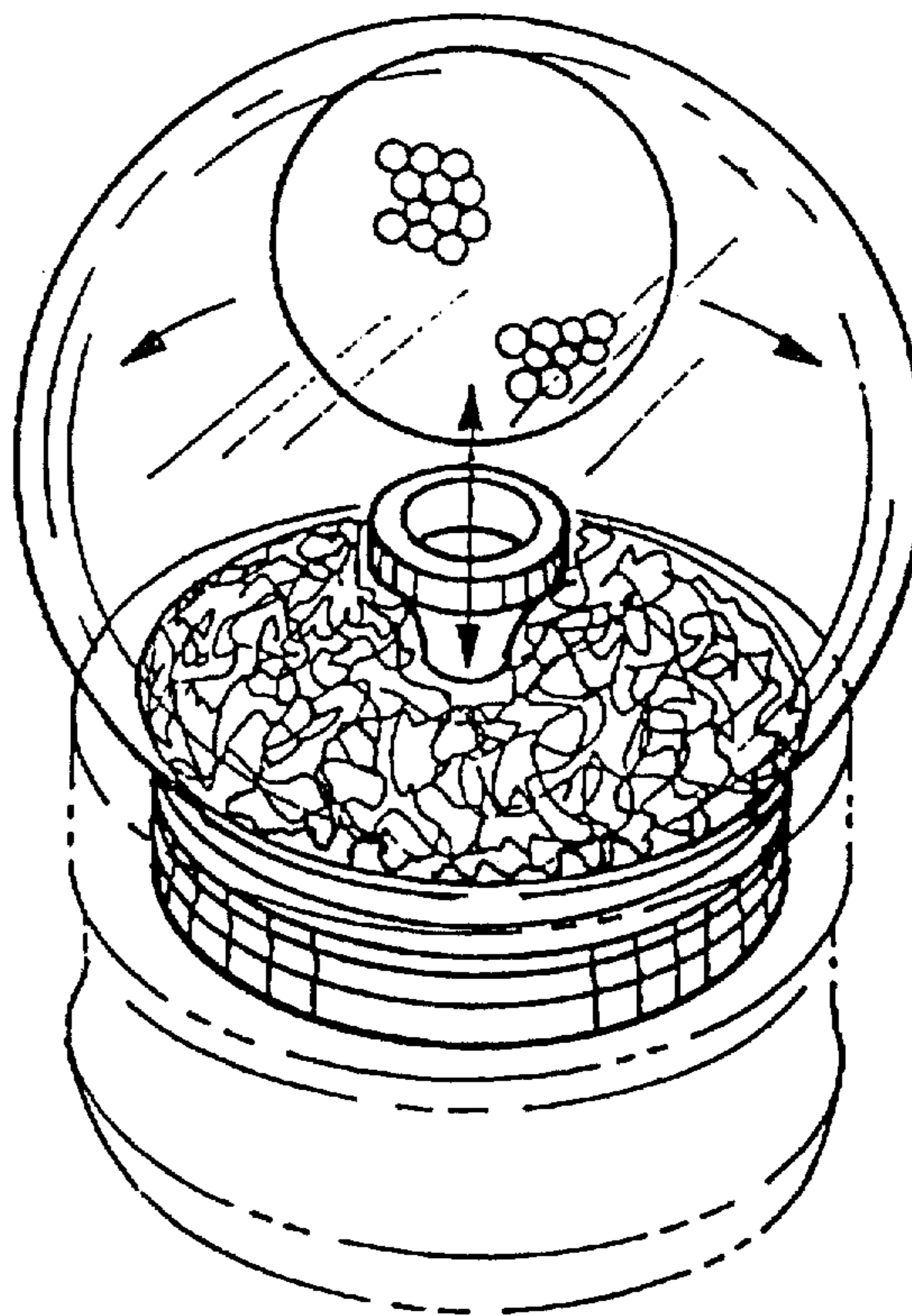


Fig. 2

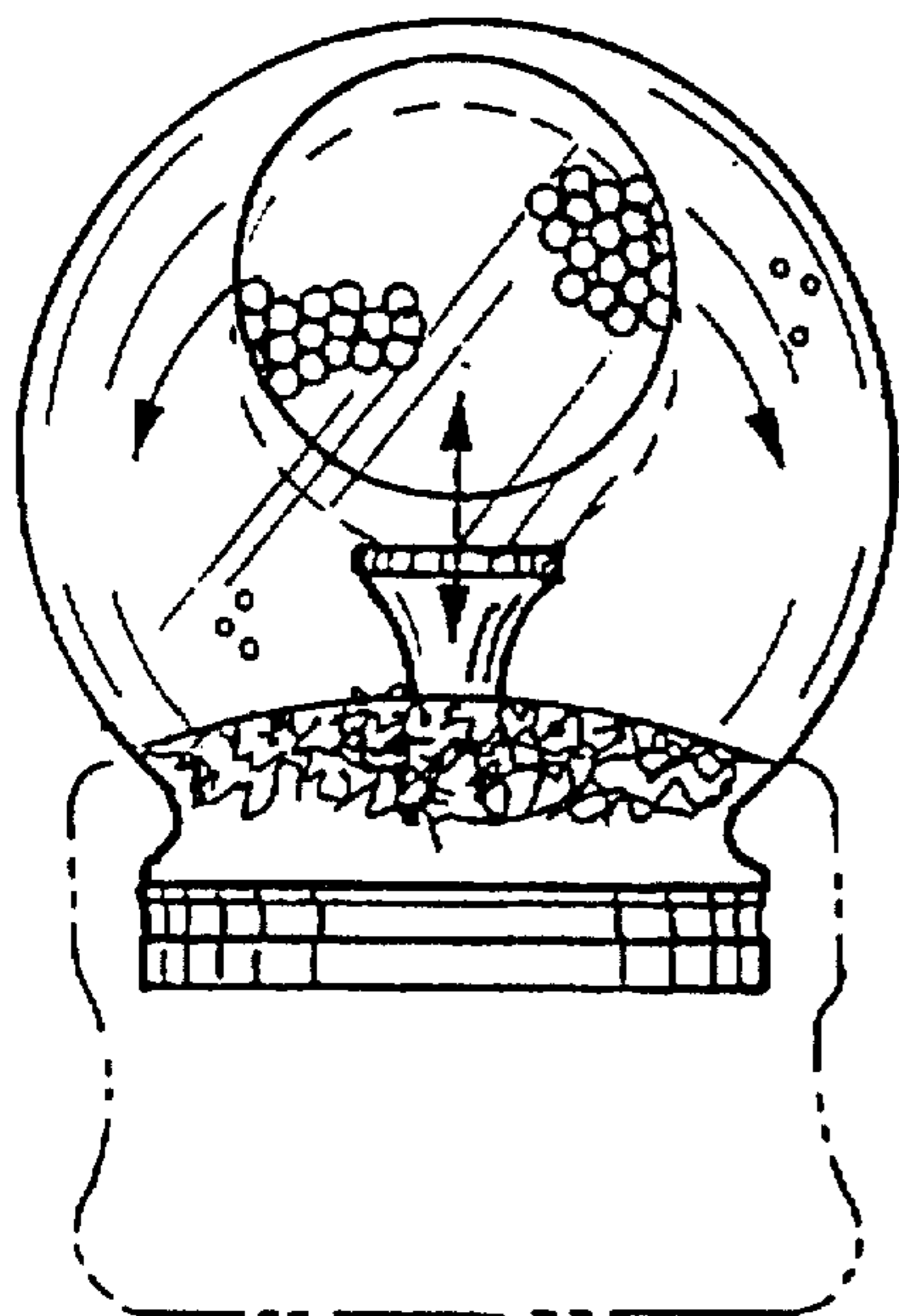


Fig. 3

