



US00D409247S

United States Patent [19]

[11] Patent Number: Des. 409,247

Bercier

[45] Date of Patent: ** May 4, 1999

[54] VENDING MACHINE

4,023,704 5/1977 Pitel et al. 221/75

[76] Inventor: Rohani Bercier, 35 White Rose Ave., Waterbury, Conn. 06708

Primary Examiner—Ted Shooman
Assistant Examiner—Nanda Bondade

[**] Term: 14 Years

[57] CLAIM

[21] Appl. No.: 29/083,596

The ornamental design for a vending machine, as shown.

[22] Filed: Feb. 12, 1998

DESCRIPTION

[51] LOC (6) Cl. 20-01

FIG. 1 is a front elevational view of the vending machine of the present invention;

[52] U.S. Cl. D20/1

FIG. 2 is a back elevational view of the vending machine of FIG. 1;

[58] Field of Search D6/408, 515; D20/1-7; 194/244, 320, 334, 339, 350; 221/84, 97, 131, 155, 75, 129, 281

FIG. 3 is a left side elevational view of the vending machine of FIG. 1;

FIG. 4 is a right side elevational view of the vending machine of FIG. 1;

[56] References Cited

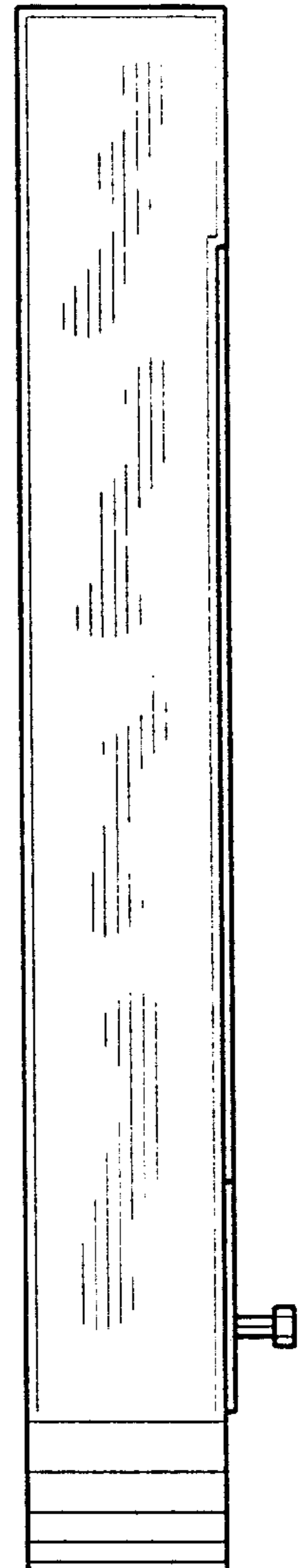
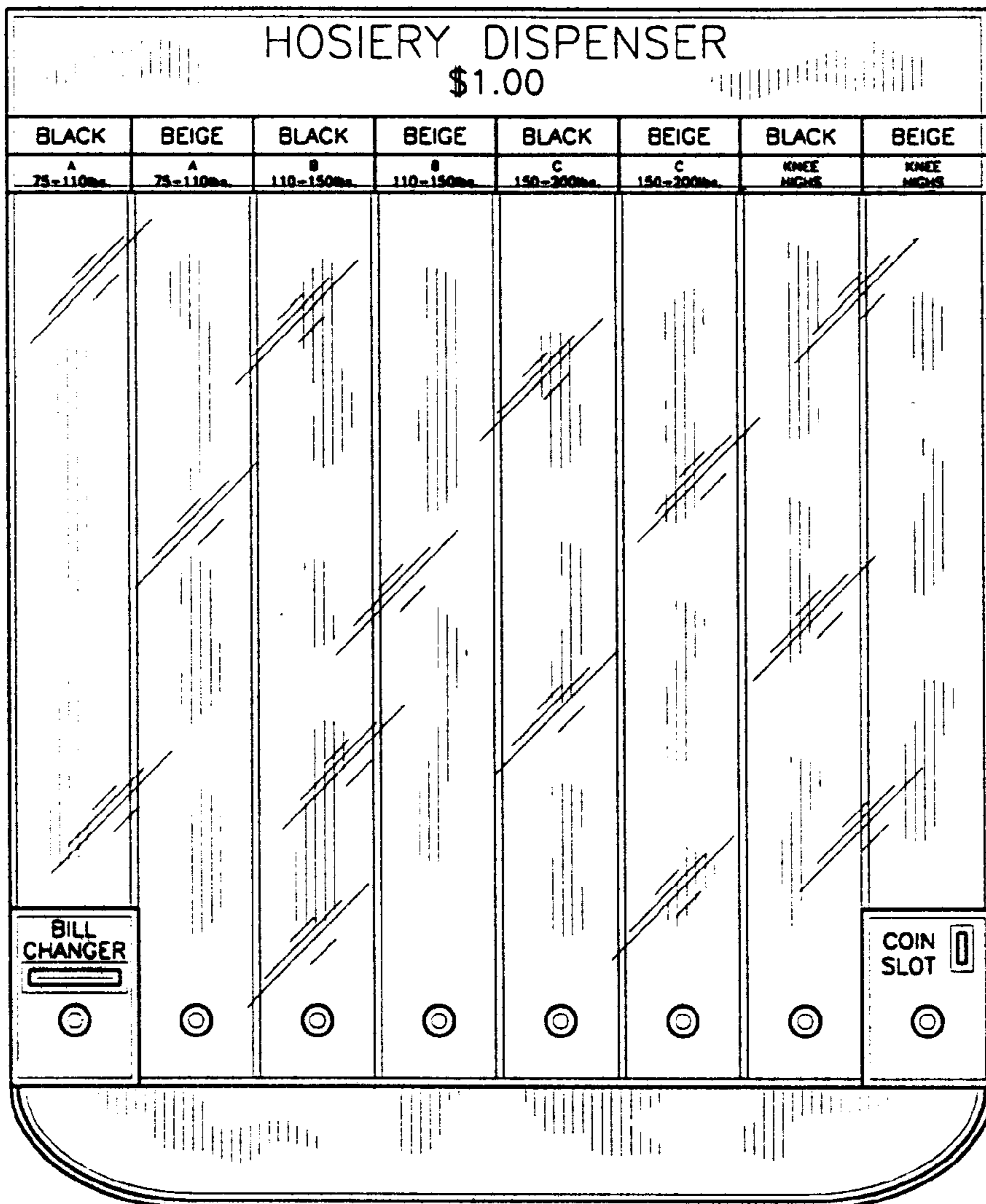
U.S. PATENT DOCUMENTS

D. 192,180 2/1962 Hodgman D20/5
D. 329,343 9/1992 Oldorf D6/515
1,968,500 7/1934 Mills 194/320 X
1,975,364 10/1934 Kindred et al. 221/131 X

FIG. 5 is a top plan view of the vending machine of FIG. 1; and,

FIG. 6 is a bottom plan view of the vending machine of FIG. 1.

1 Claim, 3 Drawing Sheets



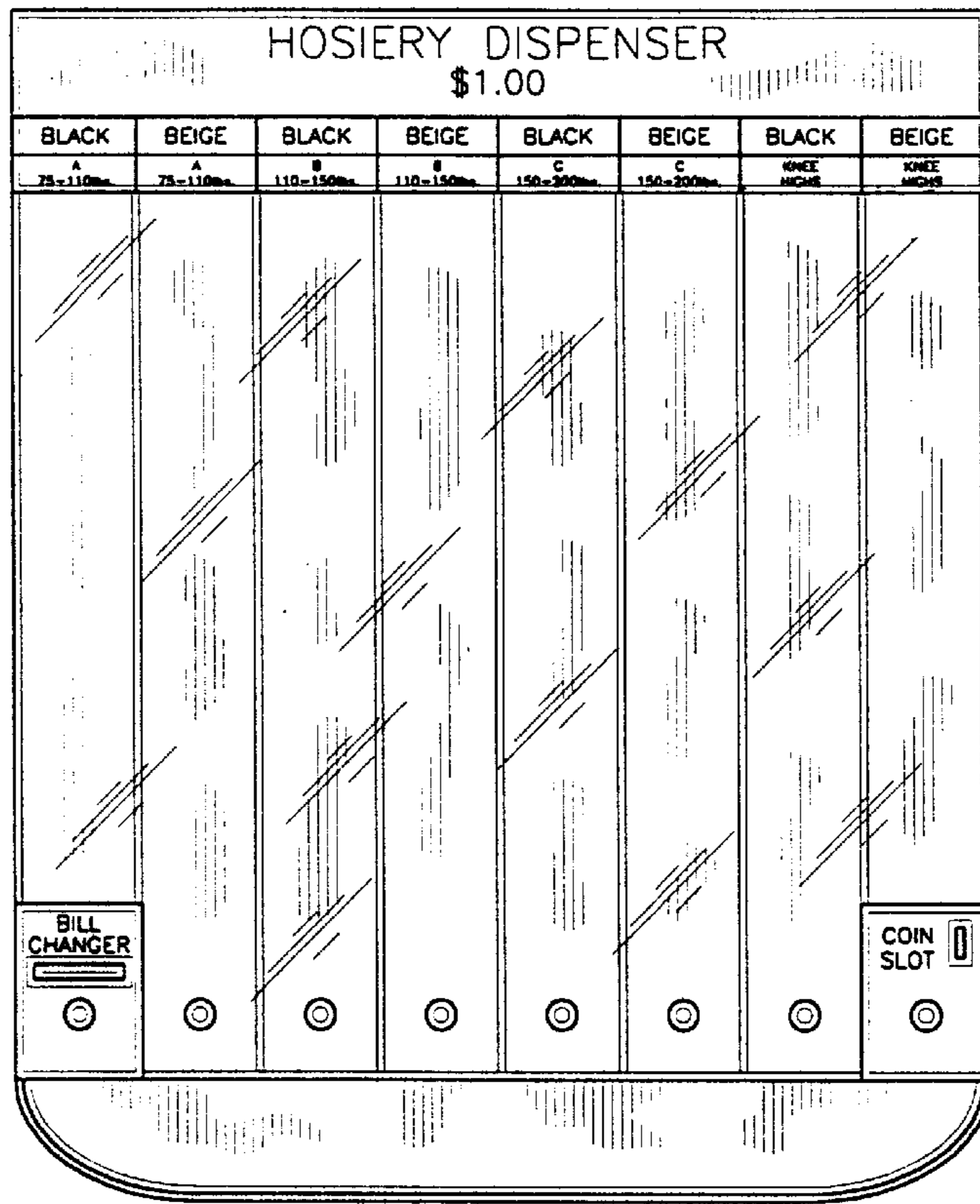


Fig. 1




Fig. 2




Fig. 3

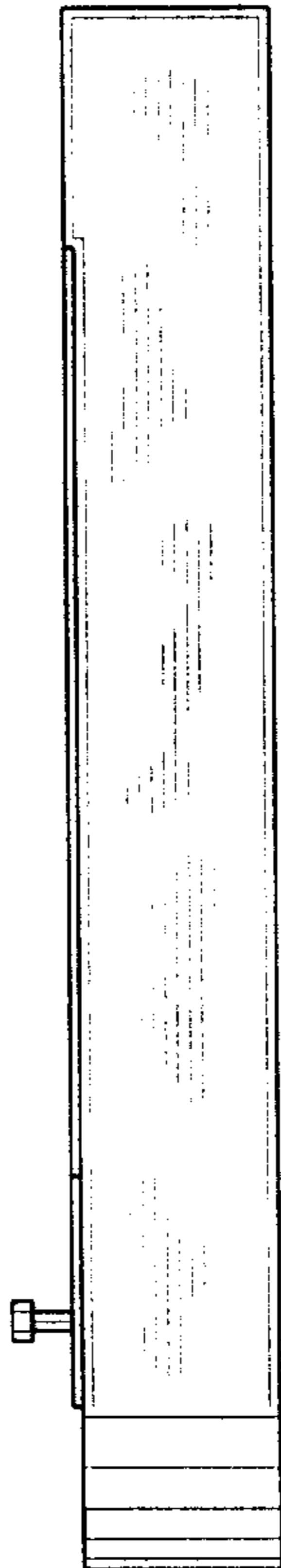


Fig. 4

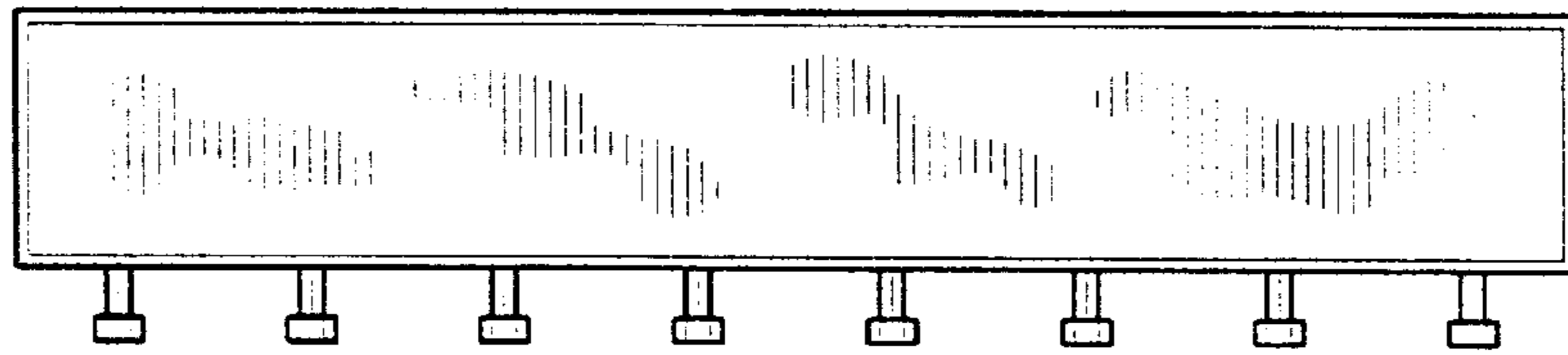


Fig. 5

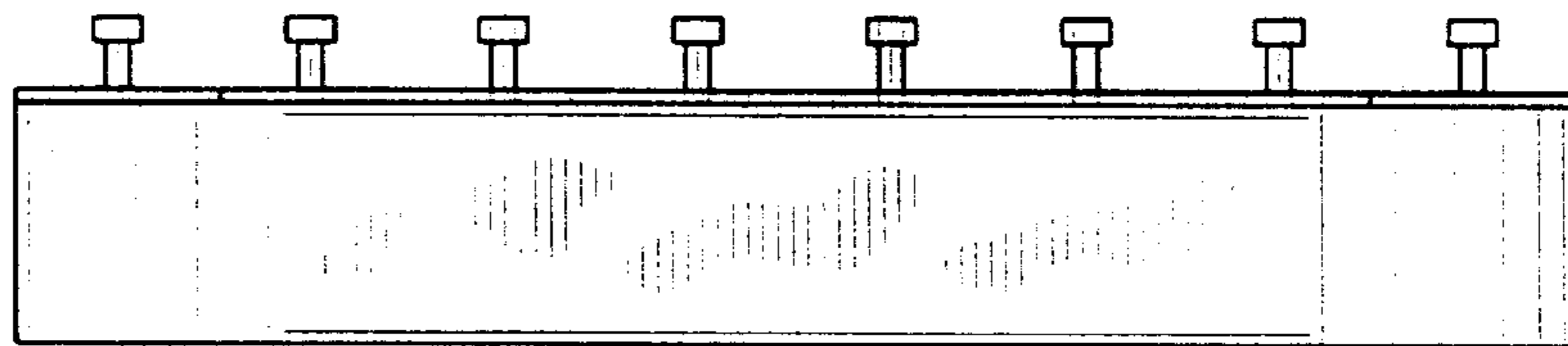


Fig. 6