



US00D409243S

# United States Patent [19] Lonergan

[11] Patent Number: **Des. 409,243**

[45] Date of Patent: **\*\* May 4, 1999**

[54] **COMBINED ELECTRONIC ORGANIZER AND MESSAGE DISPLAY**

[76] Inventor: **Brian T. Lonergan**, 2216 Salem Blvd., Zion, Ill. 60099

[\*\*] Term: **14 Years**

[21] Appl. No.: **29/079,485**

[22] Filed: **Nov. 17, 1997**

[51] **LOC (6) Cl.** ..... **19-02**

[52] **U.S. Cl.** ..... **D19/76; D14/106; D14/191; D20/42; D18/2; D19/52**

[58] **Field of Search** ..... **D20/10, 42; D14/100, D14/106, 113, 115, 191; D19/65, 60, 76, 59, 99, 100, 52; D18/2; 235/145 A, 145 R; 341/22, 23; 345/104, 156, 168, 173; 361/680-686; 364/708.1; 400/486, 489**

[56] **References Cited**

**U.S. PATENT DOCUMENTS**

D. 302,810 8/1989 Vickers et al. .... D14/191

D. 305,765 1/1990 Davis et al. .... D14/191  
D. 309,295 7/1990 de la Huerca et al. .... D14/100  
D. 310,543 9/1990 Brown ..... D19/76  
D. 362,271 9/1995 Luong ..... D19/60  
D. 386,751 11/1997 Michael, III ..... D14/100  
D. 396,466 7/1998 Sibbitt ..... D14/191

*Primary Examiner*—Martie K. Holtje

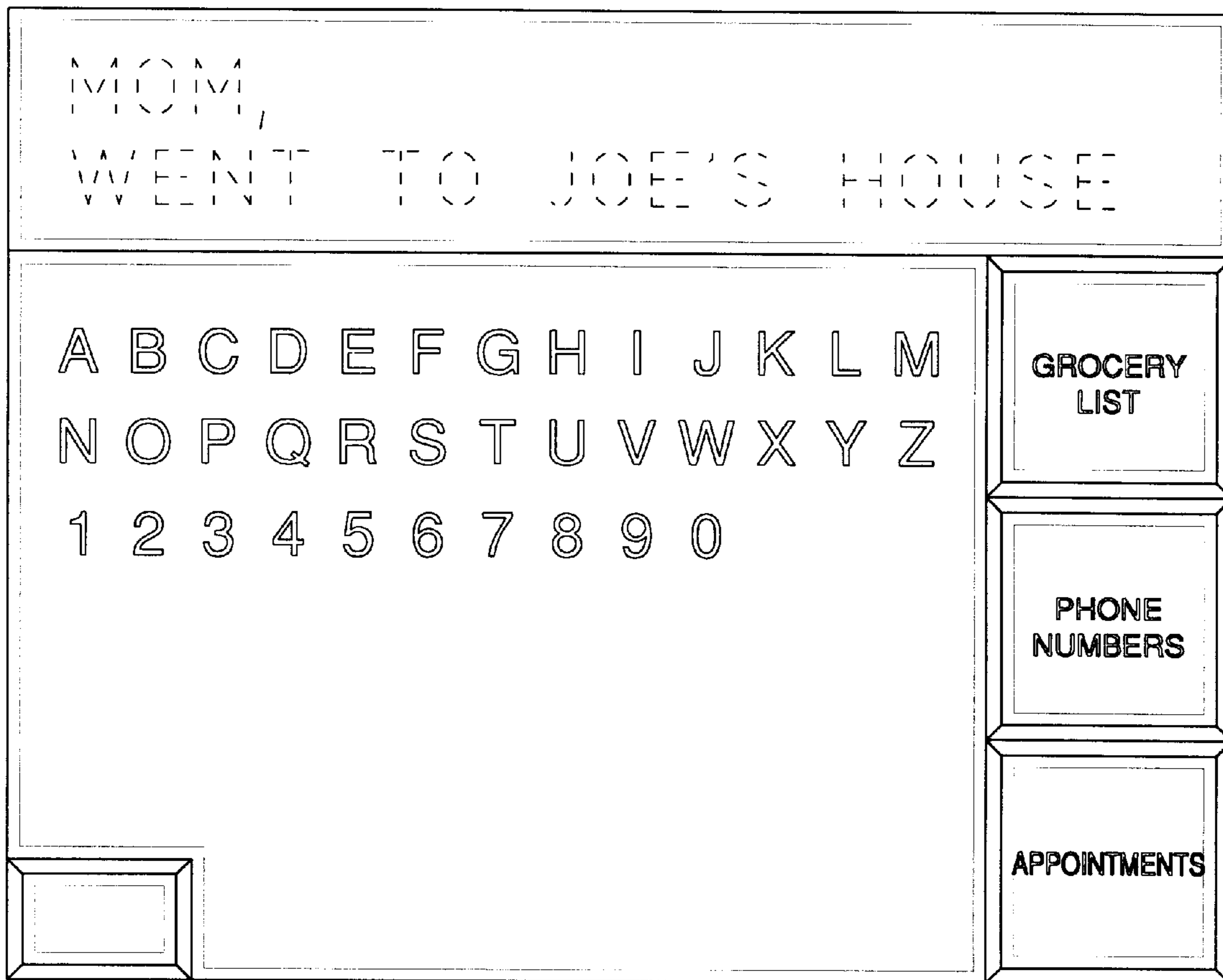
[57] **CLAIM**

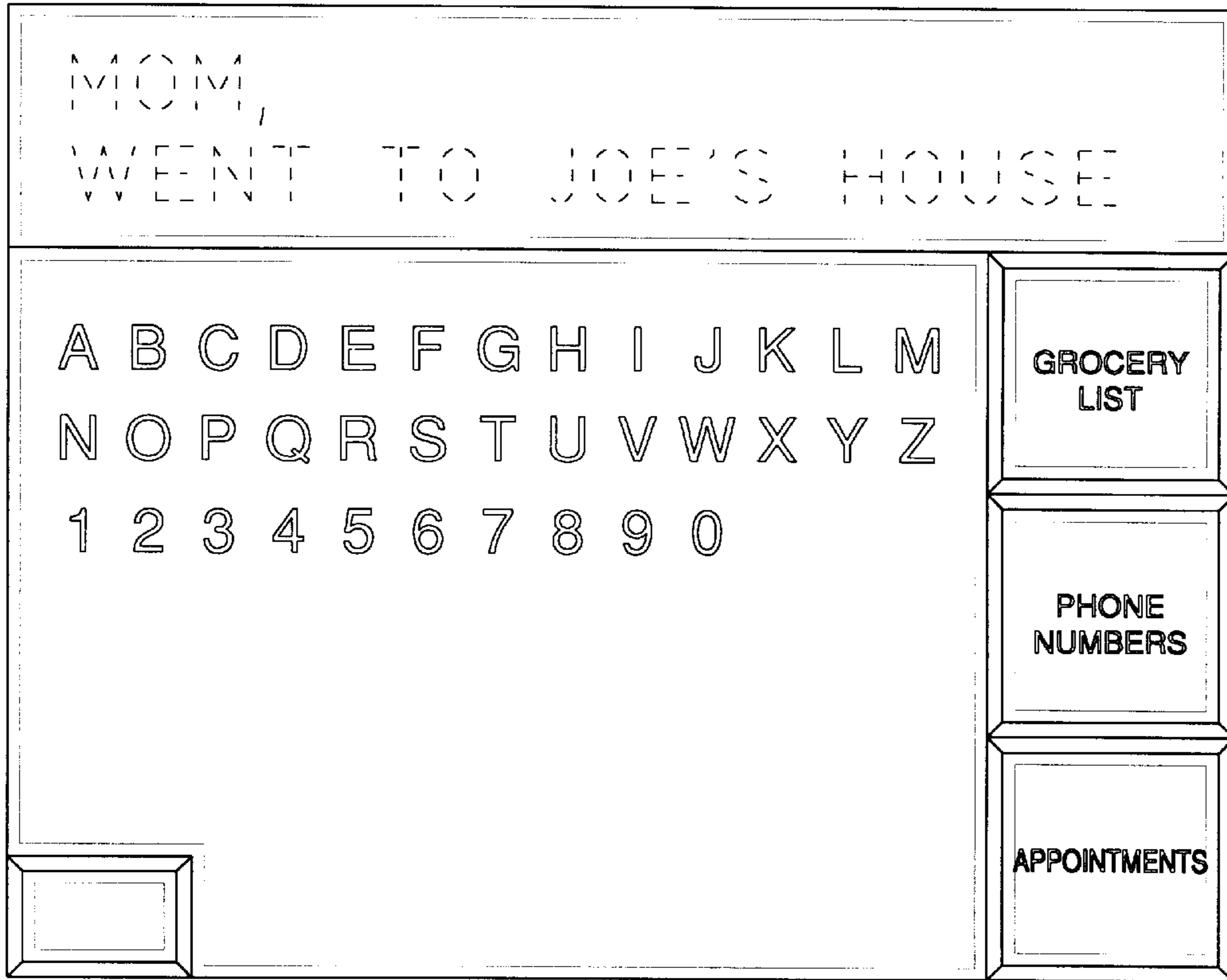
The ornamental design for a combined electronic organizer and message display, as shown and described.

**DESCRIPTION**


FIG. 1 is a front elevational view of a combined electronic organizer and message display showing my new design; FIG. 2 is a rear elevational view thereof; FIG. 3 is a right side view thereof; FIG. 4 is a left side view thereof; FIG. 5 is a top plan view thereof; and, FIG. 6 is a bottom plan view thereof.

**1 Claim, 2 Drawing Sheets**





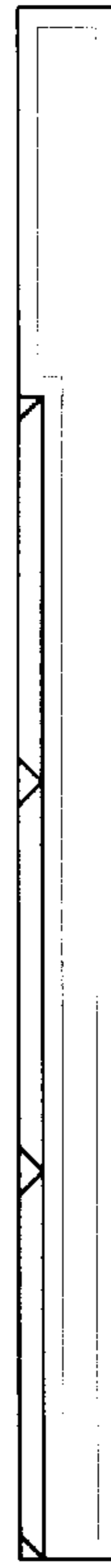
*Fig. 1*




*Fig. 2*



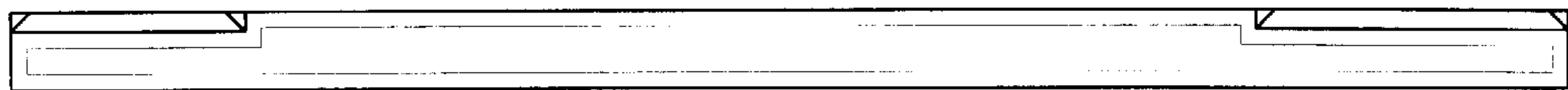
*Fig. 3*



*Fig. 4*



*Fig. 5*



*Fig. 6*