



US00D409231S

United States Patent [19]
Matsumoto

[11] **Patent Number: Des. 409,231**

[45] **Date of Patent: ** May 4, 1999**

[54] **IMAGE FORMING APPARATUS**

[75] Inventor: **Hidero Matsumoto**, Yokohama, Japan

[73] Assignee: **Canon Kabushiki Kaisha**, Tokyo, Japan

[**] Term: **14 Years**

[21] Appl. No.: **29/089,102**

[22] Filed: **Jun. 5, 1998**

[30] **Foreign Application Priority Data**

Dec. 11, 1997 [JP] Japan 9-078043

[51] **LOC (6) Cl.** **16-03**

[52] **U.S. Cl.** **D18/40**

[58] **Field of Search** D18/36, 40, 43,
D18/56; 222/DIG. 1; 355/245, 260; 399/24,
25, 27, 28, 61, 99, 106, 262

[56] **References Cited**

U.S. PATENT DOCUMENTS

D. 366,277 1/1996 Kawamura D18/43

D. 378,829 4/1997 Aoyama et al. D18/40

Primary Examiner—Caron D. Veynar
Attorney, Agent, or Firm—Fitzpatrick, Cella, Harper & Scinto


[57] **CLAIM**

The ornamental design for an image forming apparatus, as shown and described.

DESCRIPTION

FIG. 1 is a front view of an image forming apparatus showing my new design;
FIG. 2 is a rear view thereof;
FIG. 3 is a top plan view thereof;
FIG. 4 is a bottom plan view thereof;
FIG. 5 is a left side view thereof;
FIG. 6 is a right side view thereof;
FIG. 7 is a right side perspective view as viewed from front and top direction thereof; and,
FIG. 8 is a left side perspective view as viewed from rear and top direction thereof.

1 Claim, 3 Drawing Sheets






FIG. 1




FIG. 2




FIG. 3




FIG. 4



FIG. 5



FIG. 6




FIG. 7




FIG. 8