



US00D409205S

United States Patent [19]

Ohsumi et al.

[11] Patent Number: **Des. 409,205**

[45] Date of Patent: **** May 4, 1999**

[54] **OUTBOARD MOTOR**

[75] Inventors: **Masayuki Ohsumi; Kaoru Kawamata,**
both of Wako, Japan

[73] Assignee: **Honda Giken Kogyo Kabushiki**
Kaisha, Tokyo, Japan

[**] Term: **14 Years**

[21] Appl. No.: **29/084,252**

[22] Filed: **Feb. 27, 1998**

[30] **Foreign Application Priority Data**

Aug. 27, 1997 [JP] Japan 9-65898

[51] **LOC (6) Cl.** **15-01**

[52] **U.S. Cl.** **D15/4**

[58] **Field of Search** D15/1-5; 440/78,
440/84, 900, 49-53, 59, 63, 76-77; 123/195 C,
195 P; 206/319

[56] **References Cited**

U.S. PATENT DOCUMENTS

D. 195,797 7/1963 Andersson-Sason D15/4

D. 200,367 2/1965 Andersson-Sason D15/4
D. 219,486 12/1970 Louegreen D15/4
D. 224,758 9/1972 Kitovich D15/4
D. 241,682 9/1976 Muto D15/4
D. 286,157 10/1986 Mikado et al. D15/4
D. 289,170 4/1987 Mikado et al. D15/4

Primary Examiner—Ralf Seifert
Attorney, Agent, or Firm—Lyon & Lyon LLP

[57] **CLAIM**

The ornamental design for an outboard motor, as shown and described.

DESCRIPTION

FIG. 1 is a front elevation view of an outboard motor showing our new design;
FIG. 2 is a rear elevation view thereof;
FIG. 3 is a top plan view thereof;
FIG. 4 is a bottom view thereof;
FIG. 5 is a right side elevation view thereof;
FIG. 6 is a left side elevation view thereof;
FIG. 7 is a reference perspective view; and,
FIG. 8 is a reference perspective view.

1 Claim, 8 Drawing Sheets




FIG. 1




FIG. 2




FIG. 3



FIG. 4




FIG. 5




FIG. 6




FIG. 7




FIG. 8

