



US00D409200S

# United States Patent [19] Cooper

[11] **Patent Number: Des. 409,200**

[45] **Date of Patent: \*\* May 4, 1999**

[54] **REMOTE CONTROL COVER**

[76] Inventor: **Christopher A. Cooper**, 4026 Las Casas Ave., Claremont, Calif. 91711

[\*\*] Term: **14 Years**

[21] Appl. No.: **29/023,564**

[22] Filed: **May 26, 1994**

### Related U.S. Application Data

[63] Continuation of application No. 07/924,256, Aug. 3, 1992, abandoned.

[51] **LOC (6) Cl.** ..... **14-03**

[52] **U.S. Cl.** ..... **D14/218**

[58] **Field of Search** ..... D14/217, 218, D14/299, 250-251, 120-121, 239; D3/218; D6/512; D13/168; 348/734; 455/151.1-151.4, 152.1, 352-355; 200/331

### [56] References Cited

#### U.S. PATENT DOCUMENTS

D. 269,825	7/1983	Shirako et al.	.....	D3/35
D. 300,432	3/1989	Zuehsow	.....	D14/218
D. 331,839	12/1992	Patrick	.....	D3/100
D. 337,435	7/1993	Kaneko et al.	.....	D3/106
D. 355,302	2/1995	Eva et al.	.....	D3/299
D. 357,918	5/1995	Doria	.....	D14/218
D. 368,095	3/1996	McCallister, III	.....	D14/218
4,220,992	9/1980	Blood et al.	.....	364/410

4,896,805	1/1990	Klaczak et al.	.....	224/236
5,261,122	11/1993	Otsuki et al.	.....	455/90
5,305,980	4/1994	Le Blanc	.....	248/309.1
5,316,141	5/1994	Jalomo	.....	206/320

### OTHER PUBLICATIONS

Marketing Brochure Distributed By "American Inventors Corporation" Approximately During Oct. 1992 For A "Remote Coat".

*Primary Examiner*—Ruth McInroy

### [57] CLAIM

The ornamental design for a remote control cover, as shown and described.

### DESCRIPTION

FIG. 1 is a front elevational view of a remote control cover showing my new design;

FIG. 2 is a rear elevational view thereof;

FIG. 3 is a left side elevational view thereof;

FIG. 4 is a right side elevational view thereof;

FIG. 5 is a top plan view thereof;

FIG. 6 is a bottom plan view thereof; and,

FIG. 7 is a perspective view thereof, the details of the remote control shown in broken lines are for illustrative purposes only and form no part of the claimed design.

The crosshatch shading in all views is understood to repeat throughout the indicated area.

**1 Claim, 3 Drawing Sheets**

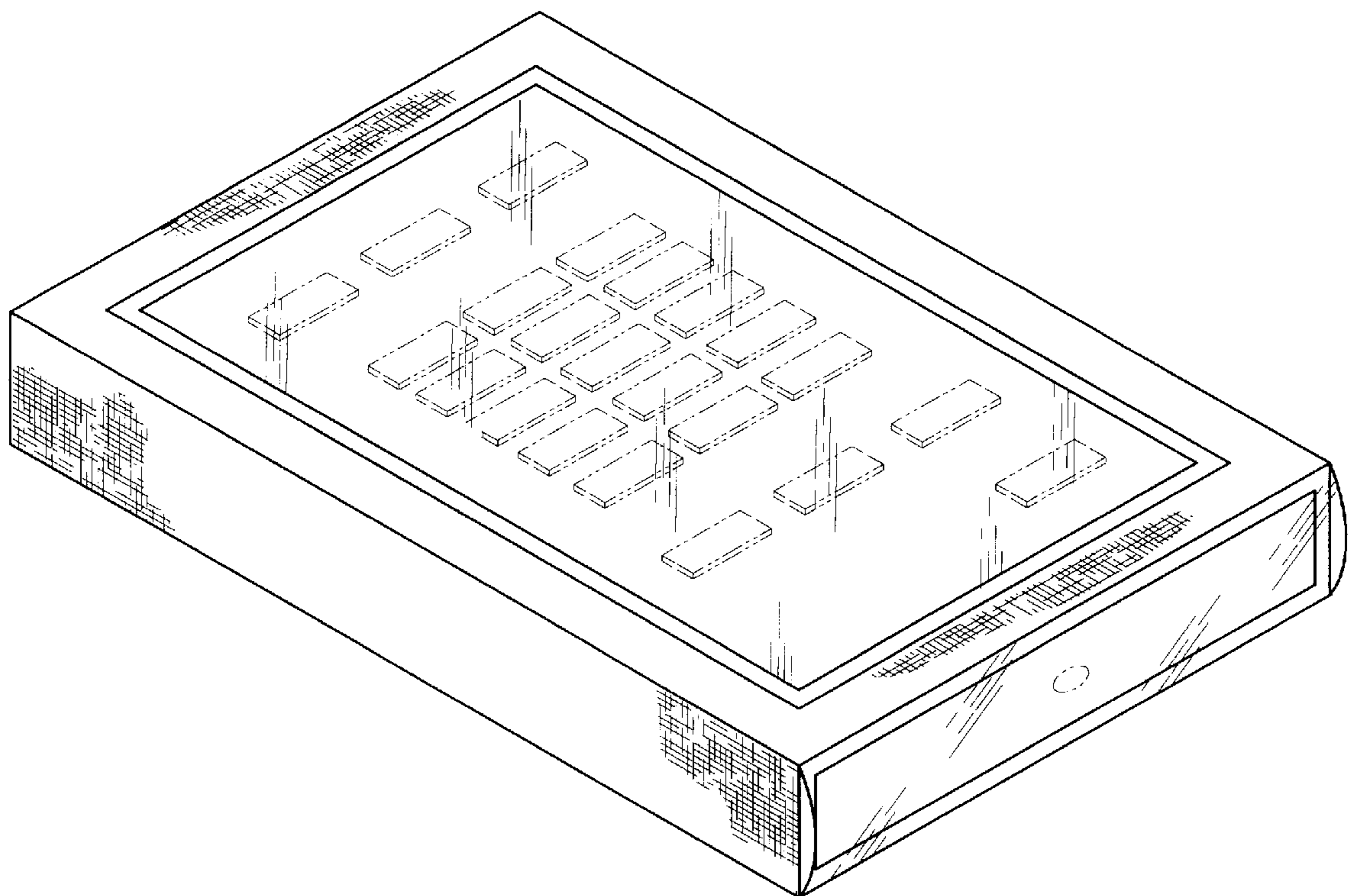


FIG. 1




FIG. 2

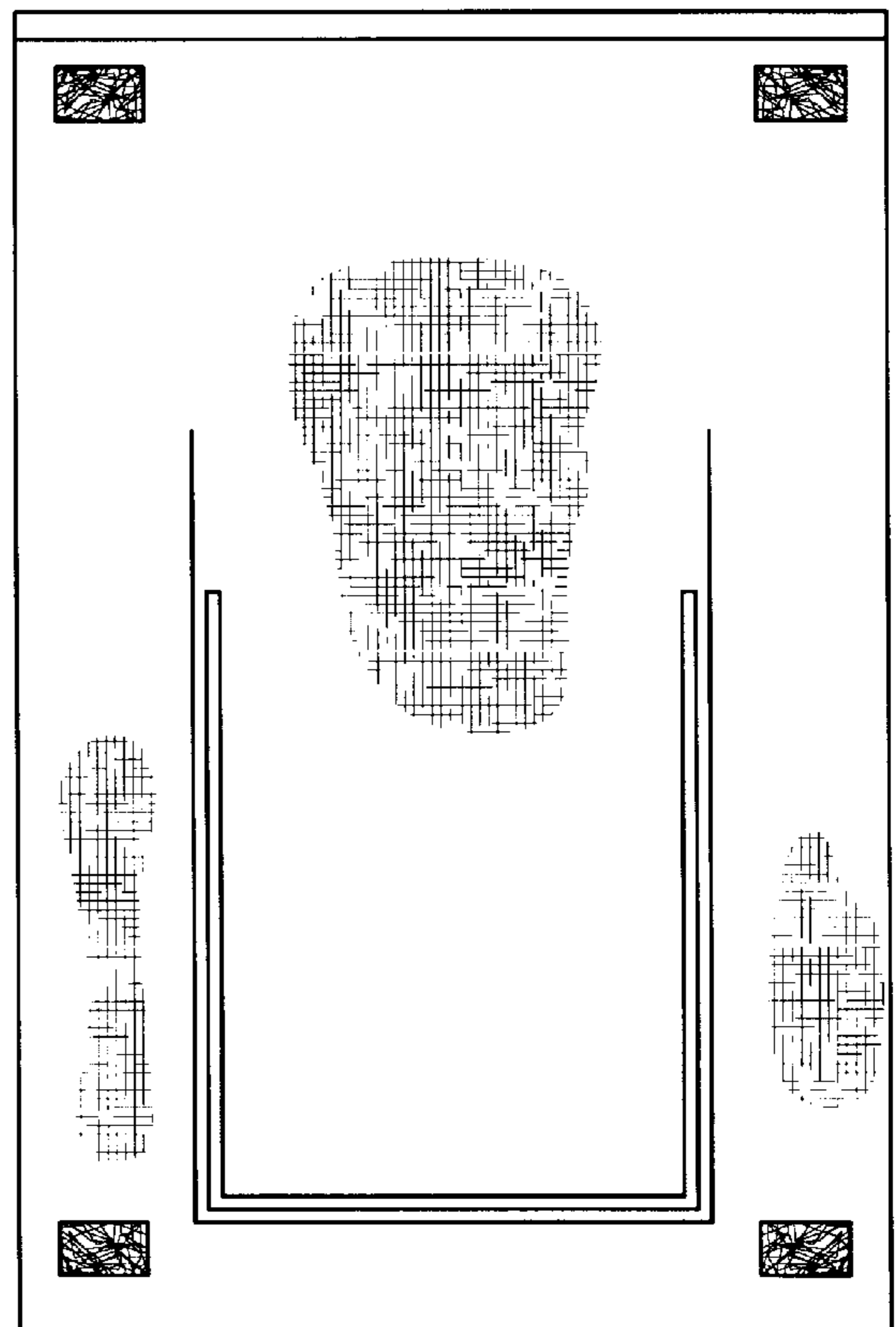


FIG. 3




FIG. 4




FIG. 5

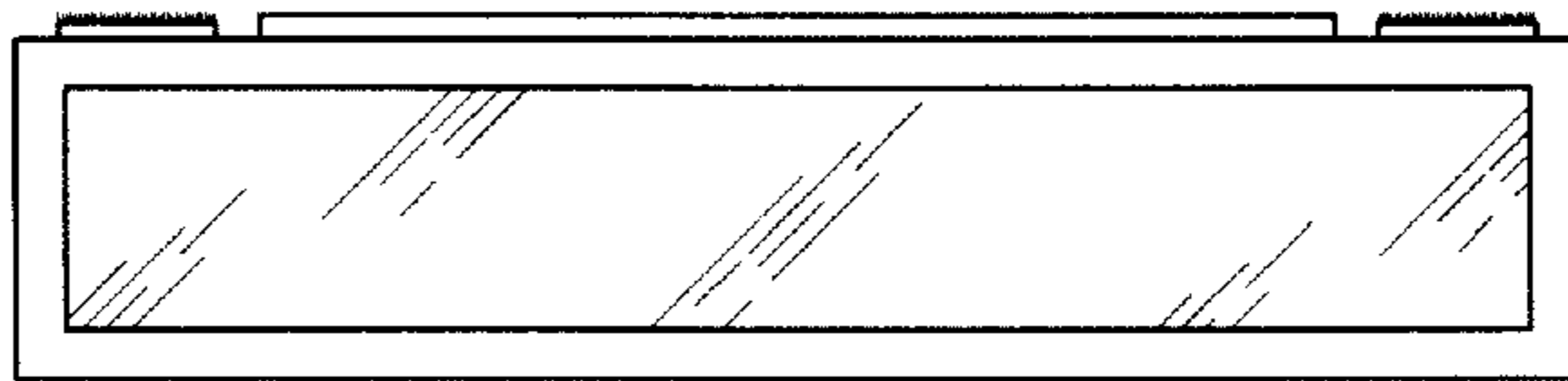


FIG. 6




FIG. 7

