



US00D409188S

United States Patent [19]
Fukunaga

[11] **Patent Number: Des. 409,188**

[45] **Date of Patent: ** May 4, 1999**

[54] **TELEPHONE HANDSET**

[75] **Inventor: Yuzo Fukunaga, Cordova, Tenn.**

[73] **Assignee: Brother International Corporation, Bridgewater, N.J.**

[**] **Term: 14 Years**

[21] **Appl. No.: 29/082,546**

[22] **Filed: Jan. 26, 1998**

[51] **LOC (6) Cl. 14-03**

[52] **U.S. Cl. D14/147; D14/138**

[58] **Field of Search D14/137, 138, D14/147-148, 247-248, 250, 24, 140-142; 379/433.434, 419, 420, 428, 440; 455/550-575, 90**

[56] **References Cited**

U.S. PATENT DOCUMENTS

- D. 314,573 2/1991 Kobayashi et al. D14/147 X
- D. 317,156 5/1991 Van Engelen et al. D14/138
- D. 325,577 4/1992 Krlin D14/138
- D. 334,187 3/1993 Matsuda .
- D. 337,326 7/1993 Kim .

- D. 351,159 10/1994 Nakano D14/138
- D. 354,064 1/1995 Claxton et al. D14/138
- D. 358,148 5/1995 Nagele et al. D14/138
- D. 363,483 10/1995 Tananka D14/138
- D. 364,159 11/1995 Seki .
- D. 380,215 6/1997 Shimoda .
- D. 385,557 10/1997 Tomoike et al. .
- 5,461,672 10/1995 Enokido et al. 379/433

Primary Examiner—Jeffrey Asch
Attorney, Agent, or Firm—Oliff & Berridge, PLC

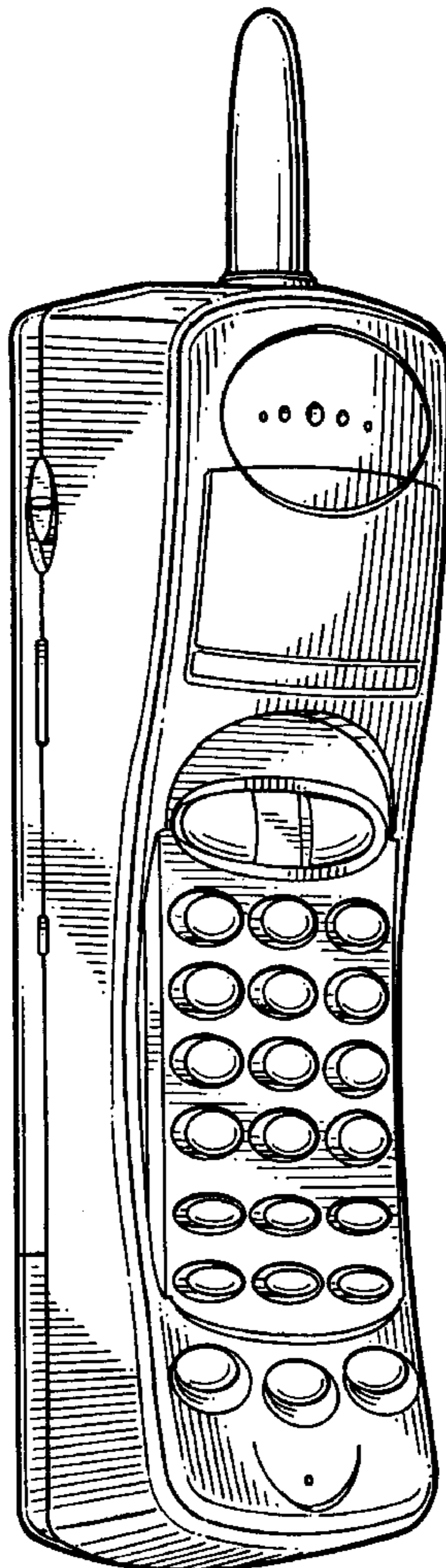
[57] **CLAIM**

The ornamental design for telephone handset, as shown and described.

DESCRIPTION

FIG. 1 is a front view of a telephone handset in accordance with my inventive design;
FIG. 2 is a back view thereof;
FIG. 3 is a top view thereof;
FIG. 4 is a bottom view thereof;
FIG. 5 is a left side view thereof;
FIG. 6 is a right side view thereof; and,
FIG. 7 is a perspective view thereof.

1 Claim, 3 Drawing Sheets



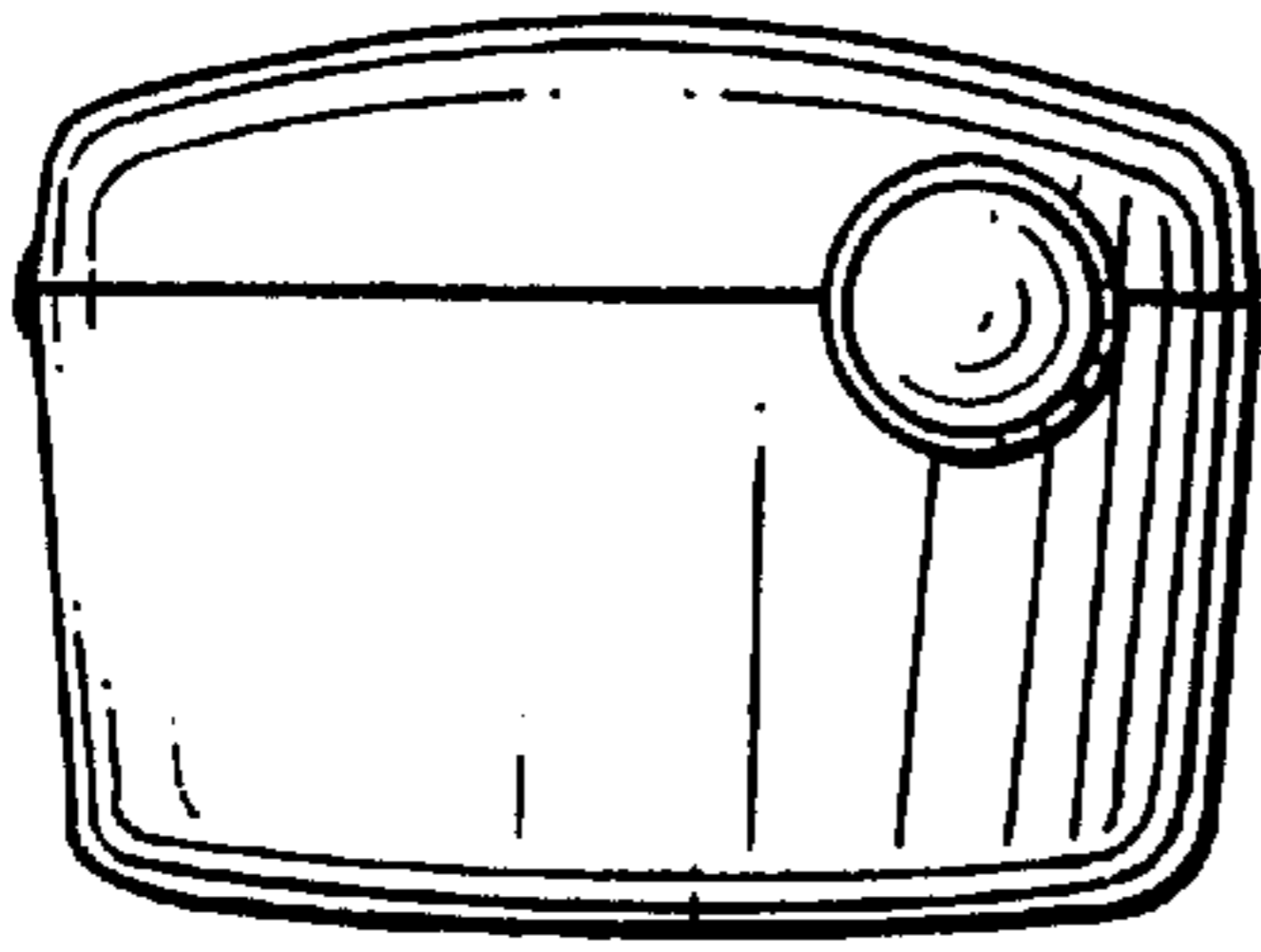


FIG. 3

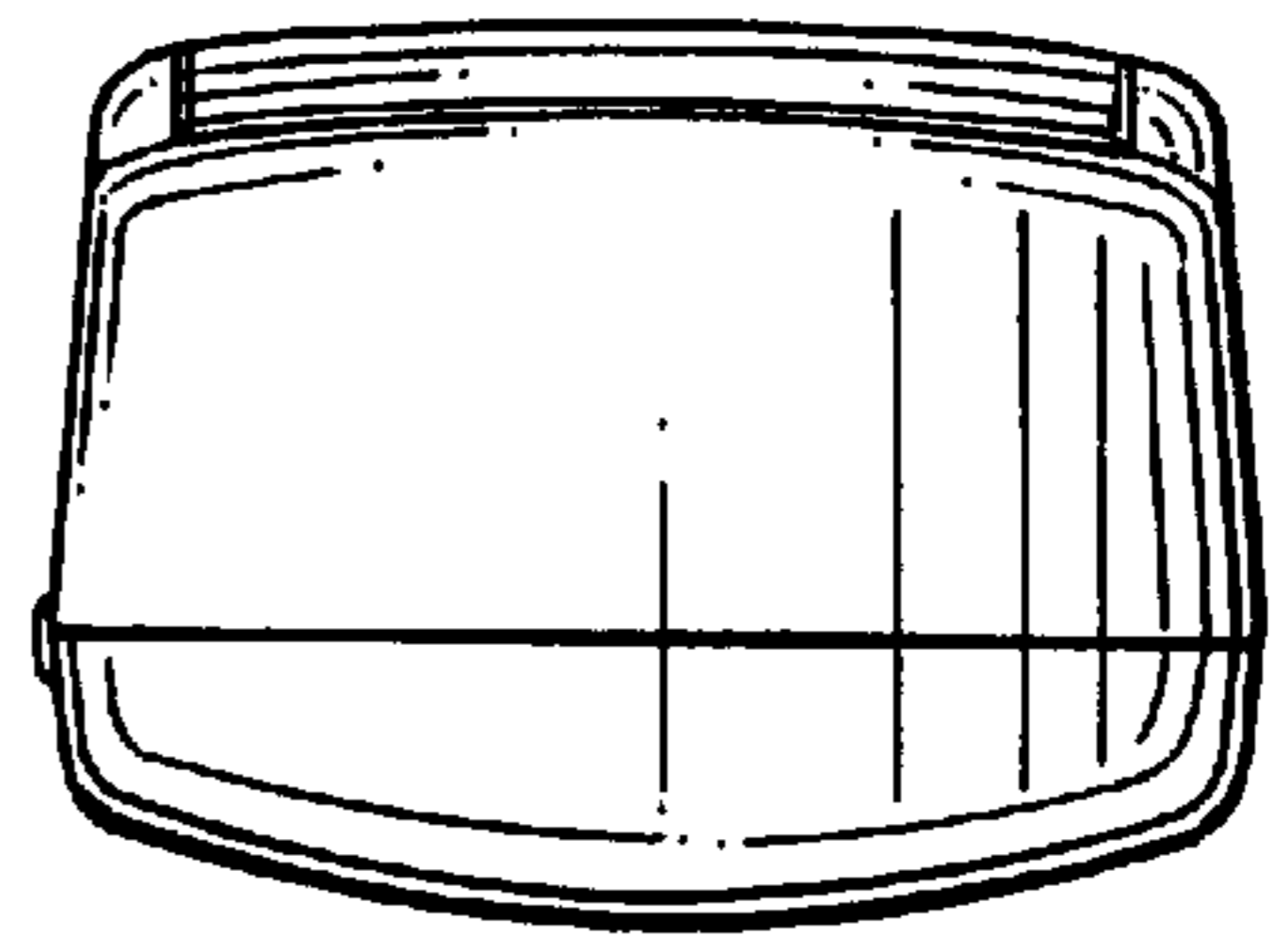


FIG. 4

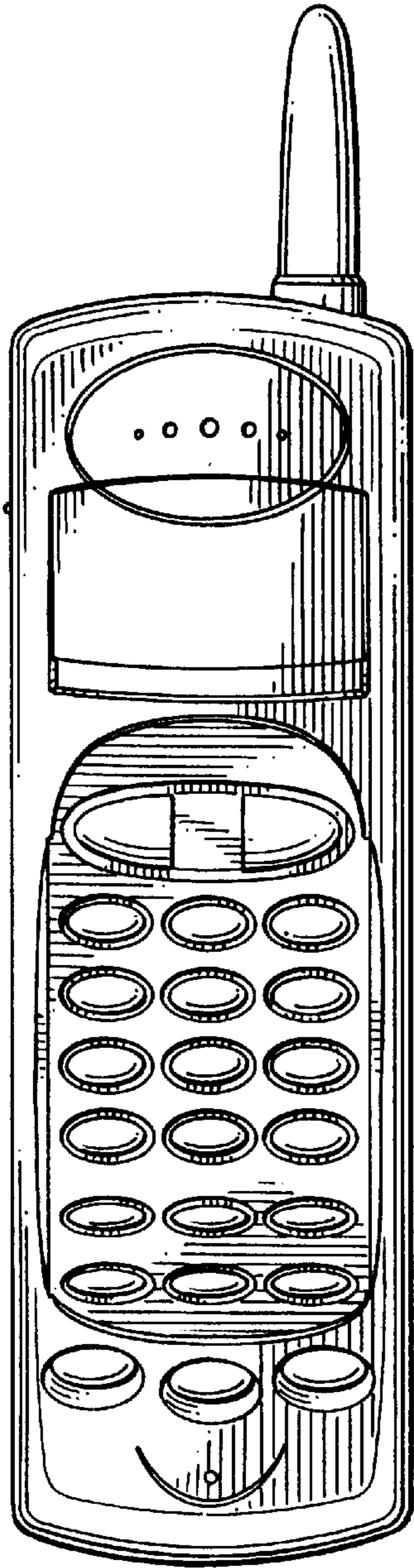


FIG. 1




FIG. 2

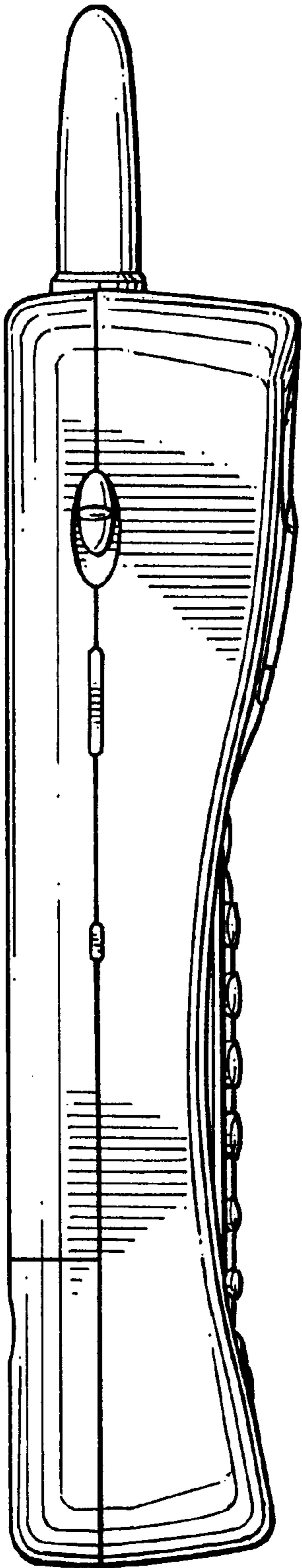


FIG. 5

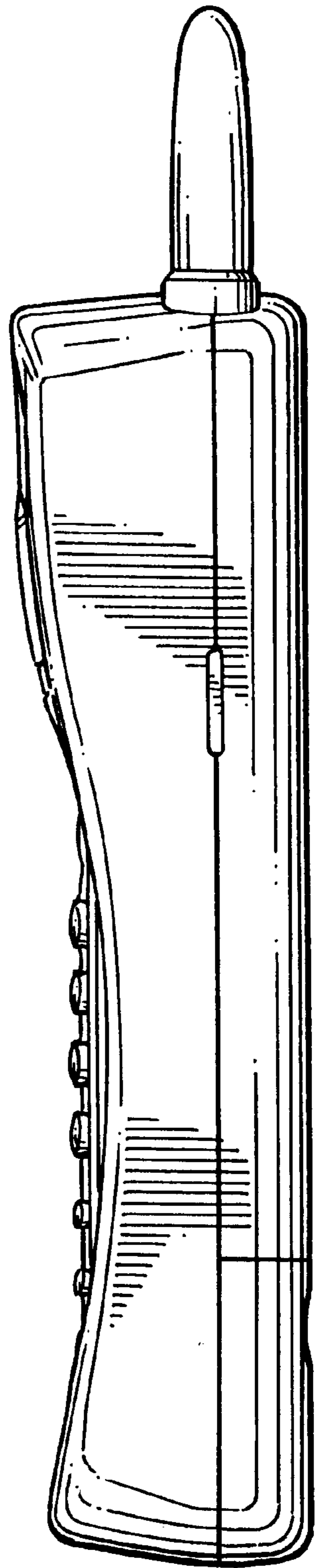


FIG. 6

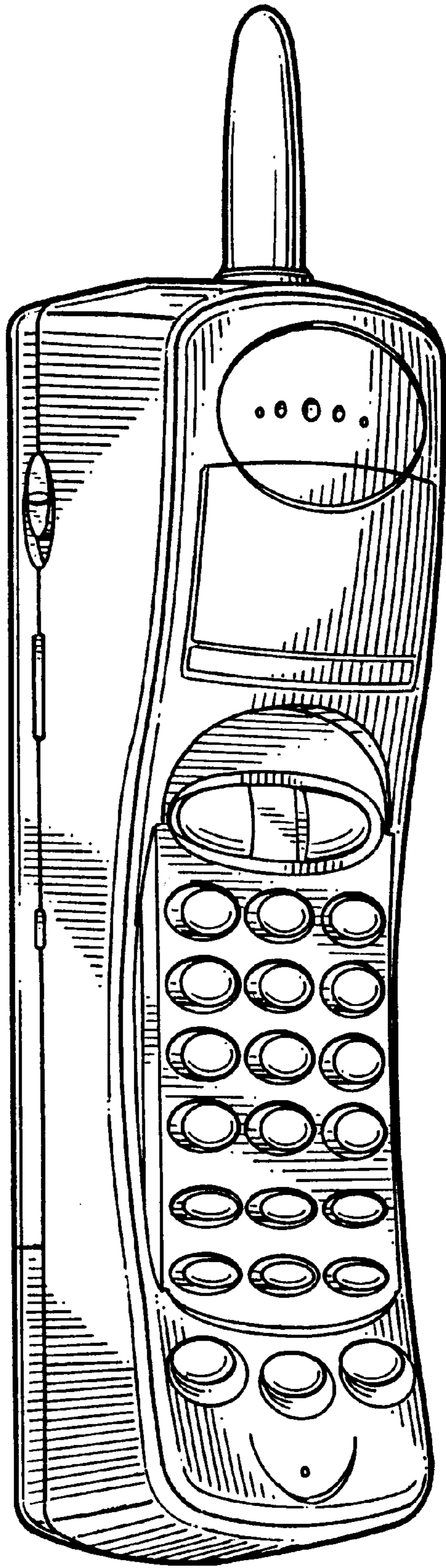


FIG. 7