



US00D409185S

United States Patent [19]
Kawashima

[11] **Patent Number: Des. 409,185**

[45] **Date of Patent: ** May 4, 1999**

[54] **CELLULAR PHONE WITH ELECTRIC CALCULATOR**

[75] Inventor: **Shosaku Kawashima**, Yokohama, Japan

[73] Assignee: **Canon Kabushiki Kaisha**, Tokyo, Japan

[**] Term: **14 Years**

[21] Appl. No.: **29/080,715**

[22] Filed: **Dec. 15, 1997**

[30] **Foreign Application Priority Data**

Jun. 19, 1997 [JP] Japan 9-058584

[51] **LOC (6) Cl.** **14-03**

[52] **U.S. Cl.** **D14/138; D14/144; D18/6**

[58] **Field of Search** D14/100, 106, D14/107, 113, 114, 124, 126, 130, 137, 138, 140, 142, 240, 242, 245, 144; D18/2, 6, 7; D21/13, 111; 379/67, 110.01, 419, 420, 428, 440, 433, 434; 455/90, 550-575; 361/682, 683

[56] **References Cited**

U.S. PATENT DOCUMENTS

D. 330,907 11/1992 Burke D18/7
D. 332,274 1/1993 Peersman D18/2
D. 346,382 4/1994 Ando et al. D14/138

D. 354,478 1/1995 Mayahara D14/100
D. 356,546 3/1995 Peart D14/100
D. 356,550 3/1995 Mizusugi et al. D14/100
D. 363,289 10/1995 Kobayashi et al. D14/242
D. 368,086 3/1996 Kazama D14/126
D. 374,235 10/1996 Biasotti et al. D14/240
D. 375,735 11/1996 Tochishita D14/144
D. 389,465 1/1998 Heiman et al. D14/100
D. 391,954 3/1998 Kawashima D14/144 X
5,555,157 9/1996 Moller et al. 361/683
5,583,919 12/1996 Talvard et al. 379/67

Primary Examiner—Jeffrey Asch
Attorney, Agent, or Firm—Fitzpatrick, Cella, Harper & Scinto


[57] **CLAIM**

The ornamental design for a cellular phone with electric calculator, as shown and described.

DESCRIPTION

FIG. 1 is a front view of a cellular phone with electric calculator showing my new design;
FIG. 2 is a rear view thereof;
FIG. 3 is a top plan view thereof;
FIG. 4 is a bottom plan view thereof;
FIG. 5 is a left side view thereof;
FIG. 6 is a right side view thereof;
FIG. 7 is a perspective view seen from the front thereof; and,
FIG. 8 is a perspective view seen from the rear thereof.

1 Claim, 4 Drawing Sheets






FIG. 1




FIG. 2




FIG. 3




FIG. 4




FIG. 5




FIG. 6



FIG. 7



FIG. 8