



US00D409173S

United States Patent [19]

[11] Patent Number: Des. 409,173

Anderson et al.

[45] Date of Patent: ** May 4, 1999

[54] MULTI-TAB DIALOG INTERFACE FOR A DISPLAY SCREEN OF A COMPUTER

[75] Inventors: Charles Anderson, Santa Cruz; Robert Warfield, Aptos; Istvan Cseri, Scotts Valley; Murray Low, Santa Cruz; Daniel Jonathan Rosenberg, San Jose, all of Calif.

[73] Assignee: Inprise Corporation, Scotts Valley, Calif.

[**] Term: 14 Years

[21] Appl. No.: 29/010,657

[22] Filed: Jul. 14, 1993

Related U.S. Application Data

[62] Division of application No. 07/866,658, Apr. 8, 1992, Pat. No. 5,416,895.

[51] LOC (6) Cl. 14-02

[52] U.S. Cl. D14/114.2

[58] Field of Search D14/114, 114.1-114.9; D18/24, 27; D10/11; D19/6; 395/326, 339-40, 347-57

[56] References Cited

U.S. PATENT DOCUMENTS

- D. 296,114 6/1988 Wells-Papanek et al. D18/27
- D. 297,243 8/1988 Wells-Papanek et al. D18/27
- D. 396,340 6/1988 Wells-Papanek et al. D18/27

OTHER PUBLICATIONS

- Microsoft Word Quick Results guide, Microsoft, p. 31, full screen icon digest, 1993.
- Sim City for Windows User's Manual, Maxis, window, p. 28, full screen icon digest, 1991.
- The Macintosh Bible, Second Edition, Goldstein & Blair, display screen, p. 32, full screen icon digest, 1988.
- Calendar Creator Plus 2.0 for Windows User's Guide, Softkey, window screen, p. 4, full screen icon digest, 1993.
- Mastering WordPerfect 5.1 for Windows, Sybex, p. 83, full screen icon digest, 1992.
- Microsoft Word Quick Results Guide, Microsoft, window screen, p. 27, full screen icon digest, 1993.

Primary Examiner—M. H. Tung
Attorney, Agent, or Firm—John A. Smart

[57] CLAIM

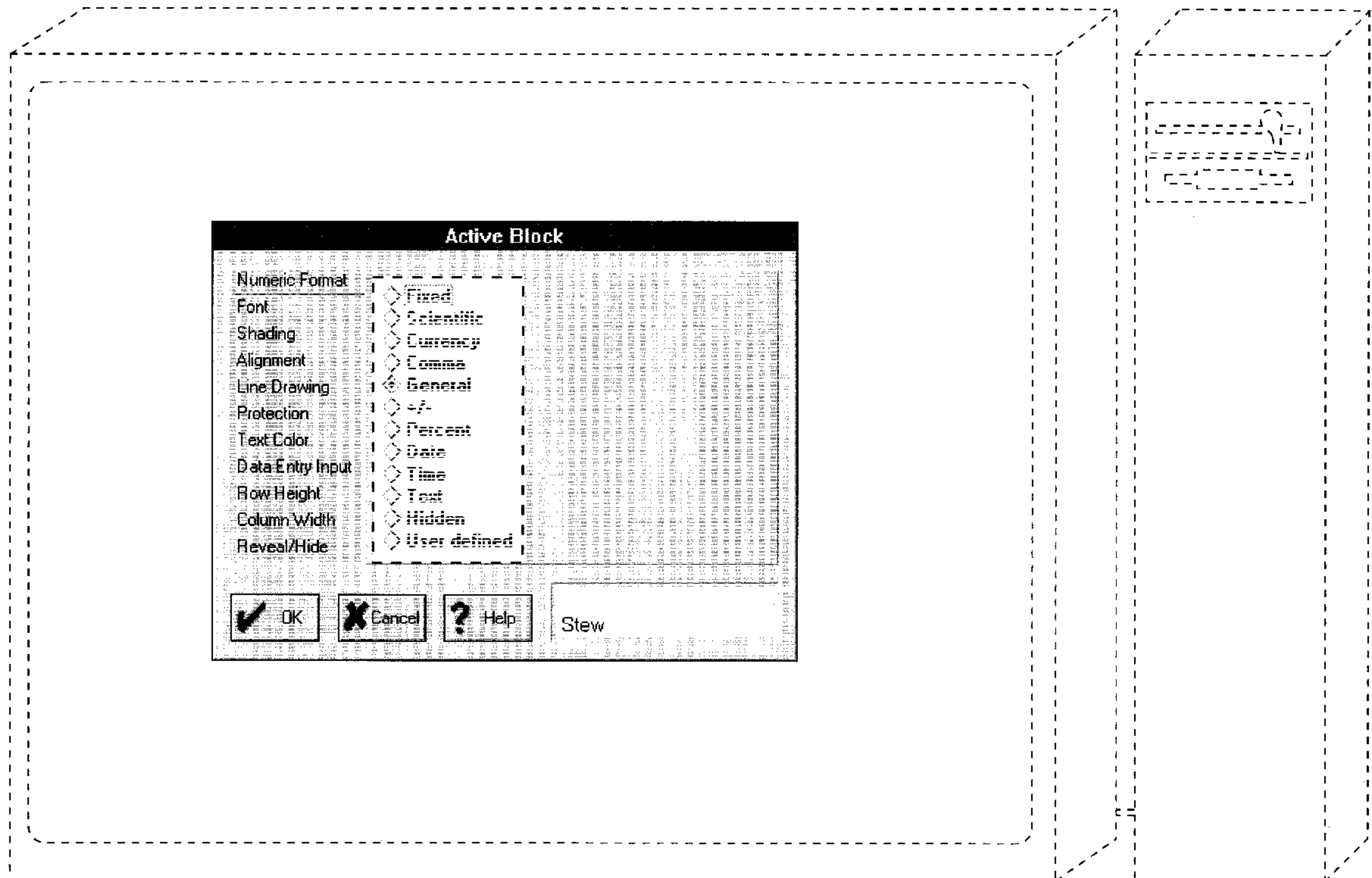
The ornamental design for a multi-tab dialog interface for a display screen of a computer, as shown and described.

DESCRIPTION

FIG. 1 is a perspective view of a multi-tab dialog interface for a display screen of a computer, the broken line drawings of user interface controls and display and computer screens are for illustrative purposes only and form no part of the claimed design; and,

FIG. 2 is a front view thereof, the broken line drawings of user interface controls and display and computer screens are for illustrative purposes only and form no part of the claimed design.

1 Claim, 2 Drawing Sheets



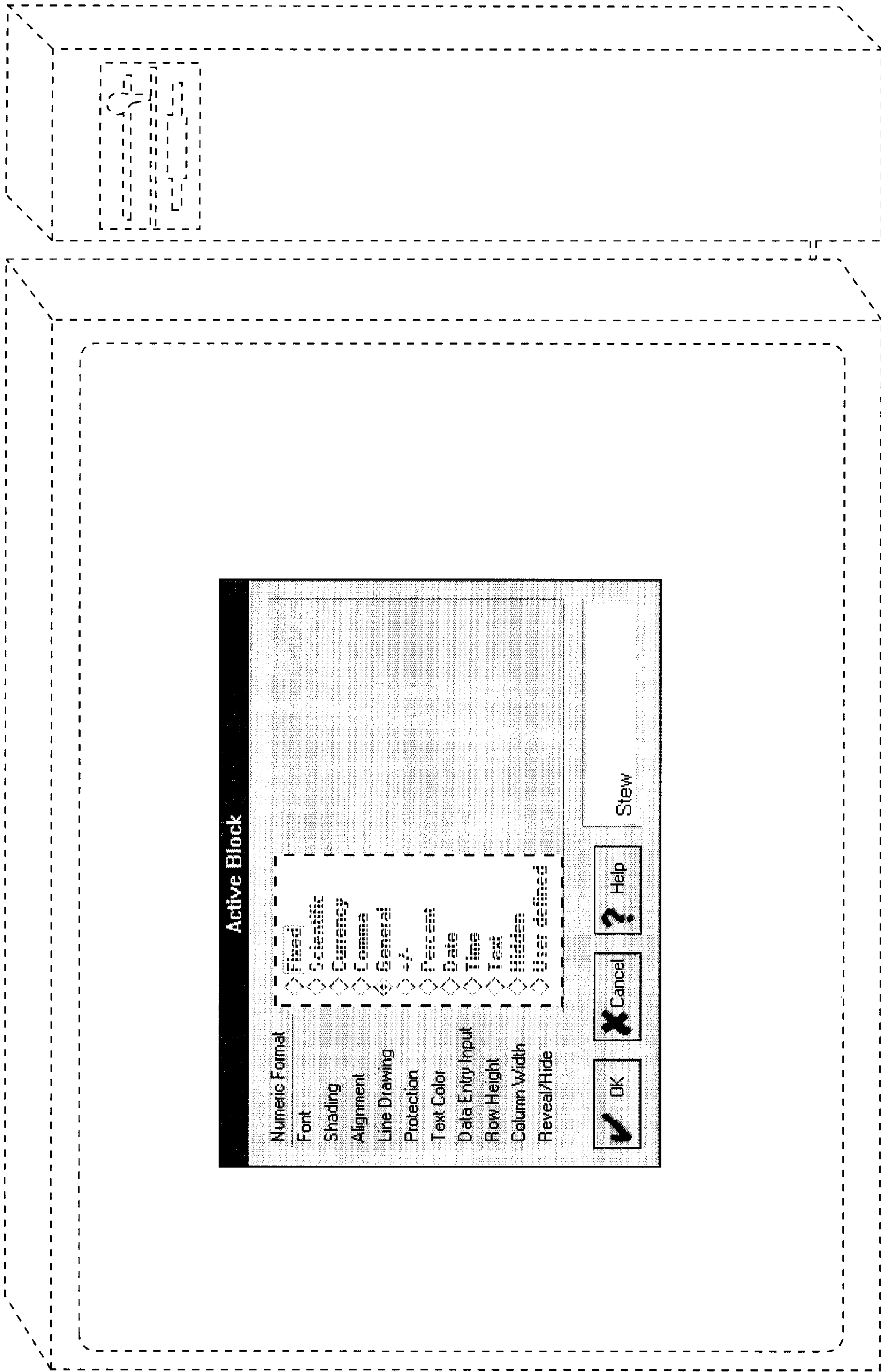


FIG. 1

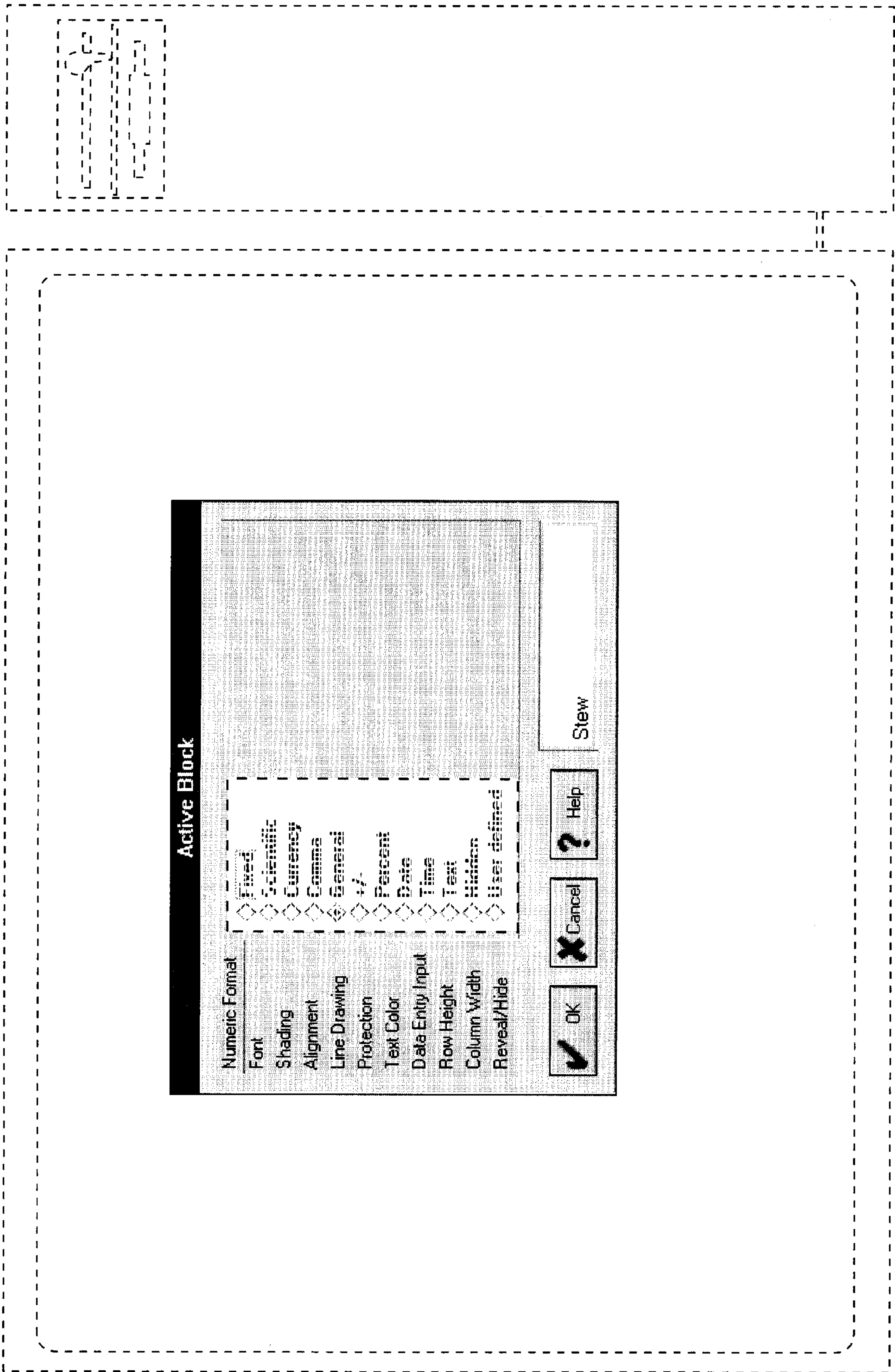


FIG. 2