

US00D409172S

United States Patent [19] Castle

[11] Patent Number: **Des. 409,172**

[45] Date of Patent: **** May 4, 1999**

[54] **PORTABLE COMPUTER MOUSE SUPPORT SURFACE**

[76] Inventor: **Norman Castle**, 29135 W. 152nd St., Gardner, Kans. 66030

[**] Term: **14 Years**

[21] Appl. No.: **29/093,953**

[22] Filed: **Sep. 22, 1998**

[51] **LOC (6) Cl.** **14-02**

[52] **U.S. Cl.** **D14/114**

[58] **Field of Search** D14/100-117.9; 248/917, 918, 924, 442.2, 441.1, 447.2, 118.1; D6/510, 511, 418, 429, 449, 491, 445; D13/147

[56] **References Cited**

U.S. PATENT DOCUMENTS

- 151,687 6/1874 Durrie .
- 314,181 3/1885 Hyde .
- D. 339,799 9/1993 Allen .
- D. 363,065 10/1995 Karten et al. D14/114
- D. 374,000 9/1996 Wood et al. D14/114

- D. 374,868 10/1996 Craft D14/114
- D. 376,590 12/1996 Kao et al. D14/114
- 422,080 2/1890 Hutton .
- 453,931 6/1891 Lenhart .
- 646,835 4/1900 Jackson .
- 5,340,075 8/1994 Schriener .
- 5,653,499 8/1997 Goodall .
- 5,692,712 12/1997 Weinschenk, Jr. et al. 248/118

Primary Examiner—Kay H. Chin
Attorney, Agent, or Firm—William B. Kircher; Shook, Hardy & Bacon

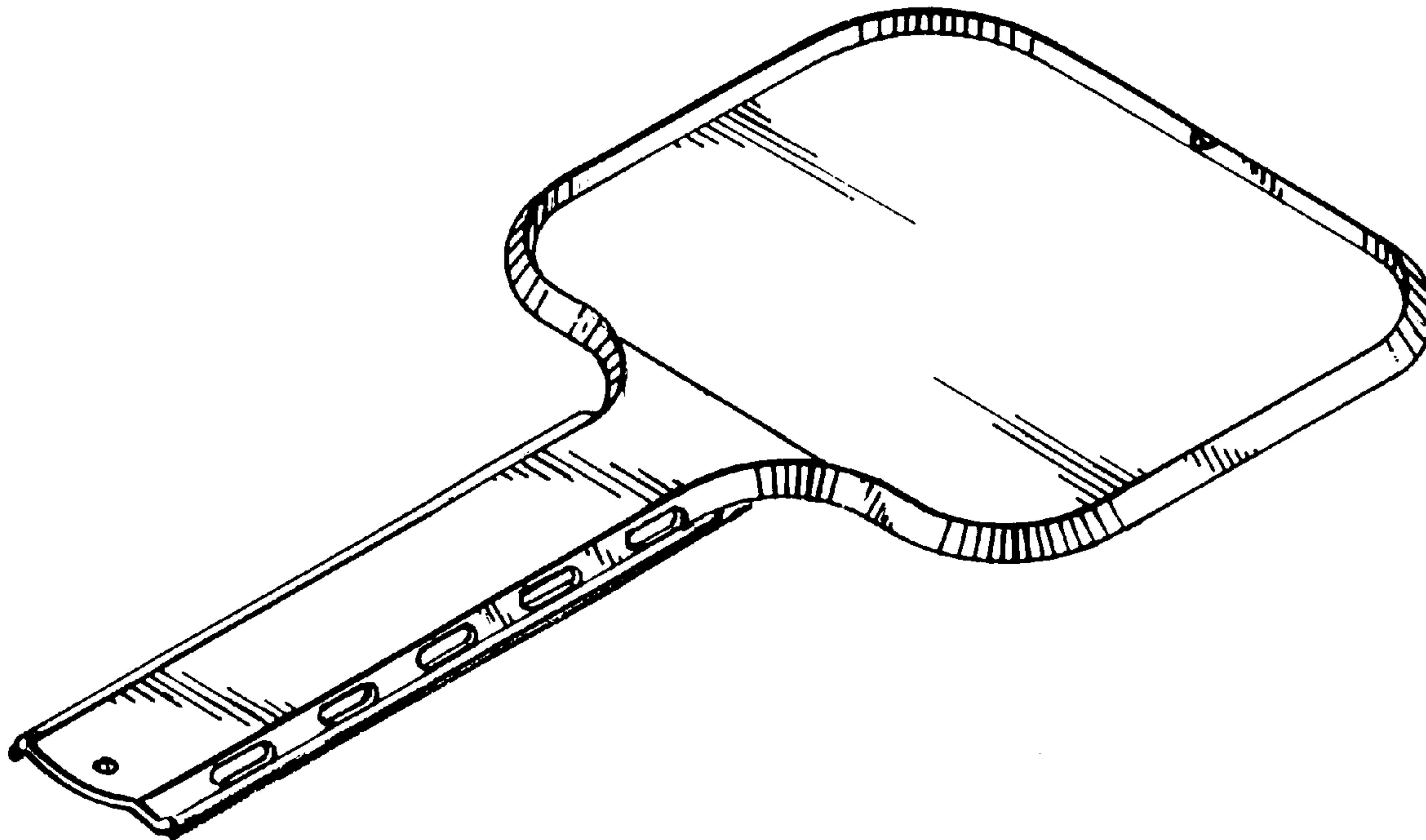
[57] **CLAIM**

The ornamental design for a portable computer mouse support surface, as shown and described.

DESCRIPTION

FIG. 1 is a perspective view of the design for a portable computer mouse support surface;
FIG. 2 is a top plan view thereof;
FIG. 3 is a side elevational view thereof;
FIG. 4 is a left and elevational view thereof;
FIG. 5 is a right and elevational view thereof; and,
FIG. 6 is a bottom plan view thereof.

1 Claim, 3 Drawing Sheets




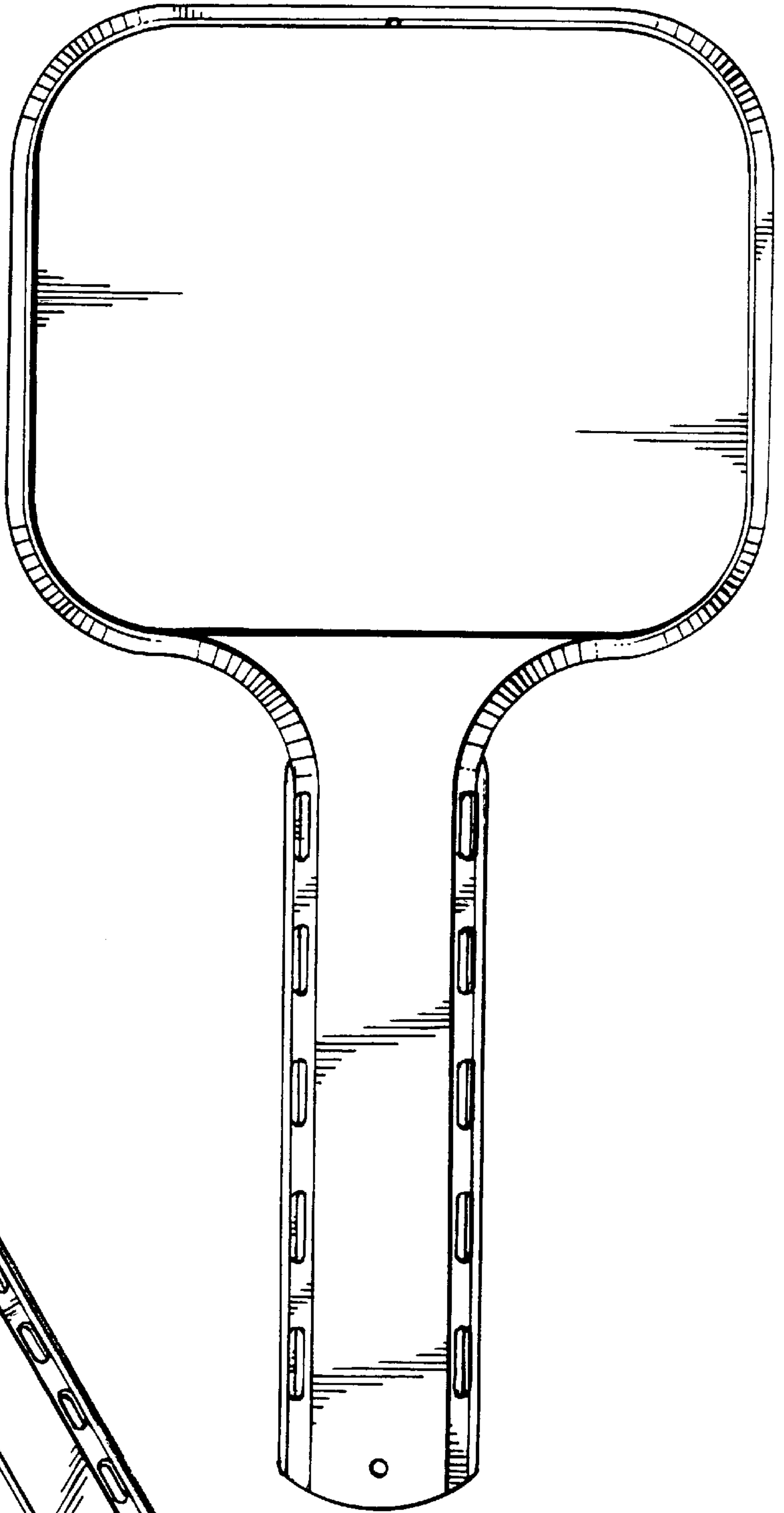


Fig. 2.



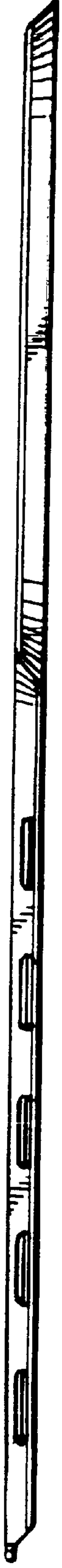


Fig. 3.



Fig. 4.



Fig. 5.

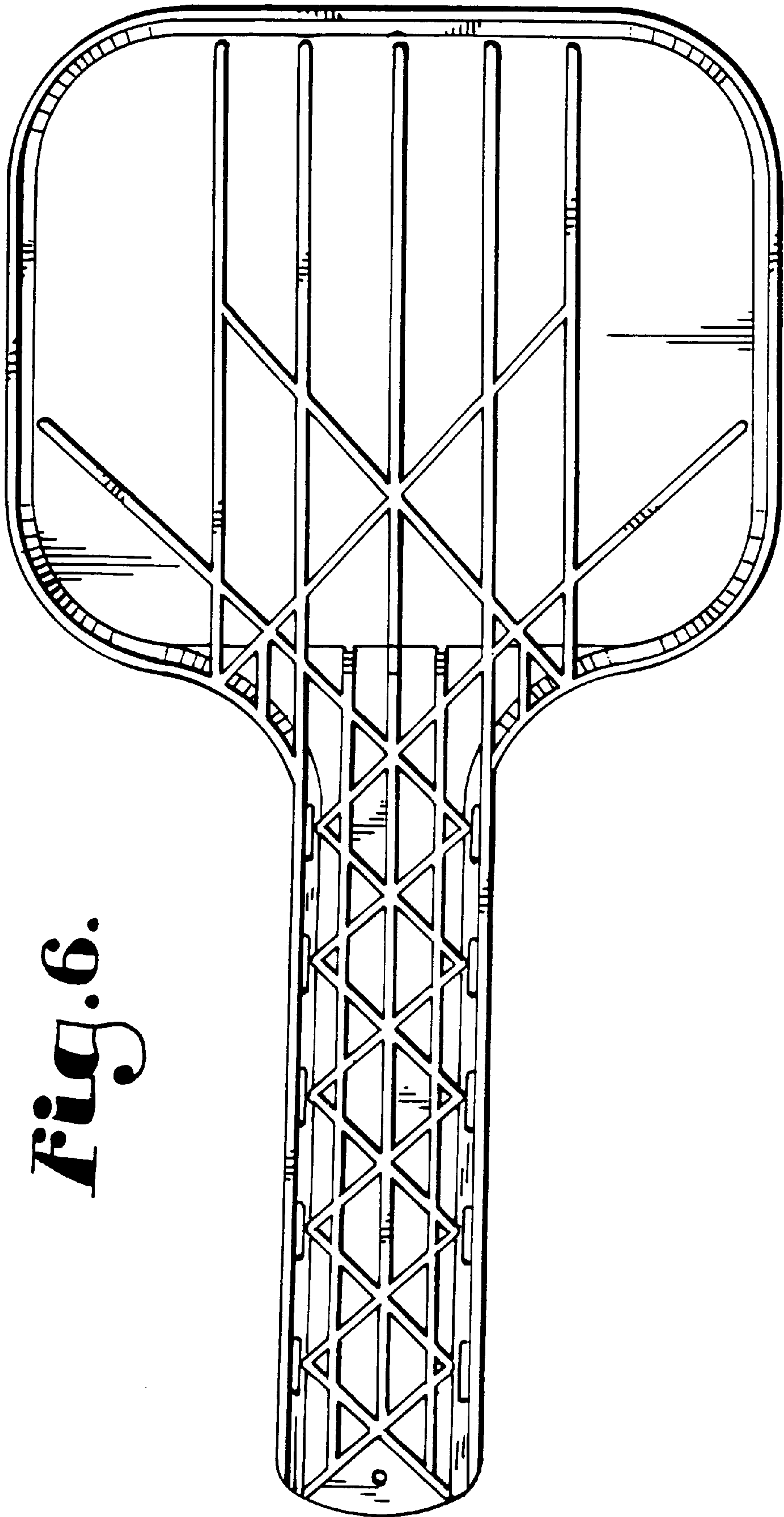


Fig. 6.