



US00D409164S

# United States Patent [19]

Tucker et al.

[11] Patent Number: **Des. 409,164**

[45] Date of Patent: **\*\* May 4, 1999**

[54] **ENCLOSURE FOR ELECTRONIC COMPONENTS**

D. 339,115	9/1993	Eilertsen .....	D14/107
D. 379,973	6/1997	Yoshimoto .....	D14/102
5,684,671	11/1997	Hobbs et al. ....	361/683

[75] Inventors: **Paul A. Tucker**, Richardson; **Gary Nightingale**; **Brian Spate**, both of Dallas, all of Tex.

*Primary Examiner*—Freda Nunn  
*Attorney, Agent, or Firm*—Locke Purnell Rain Harrell

[73] Assignee: **DSC Telecom L.P.**, Plano, Tex.

[57] **CLAIM**

[\*\*] Term: **14 Years**

The ornamental design for an enclosure for electronic components, as shown and described.

[21] Appl. No.: **29/086,405**

**DESCRIPTION**

[22] Filed: **Apr. 13, 1998**

[51] **LOC (6) Cl.** ..... **14-02**

[52] **U.S. Cl.** ..... **D14/102**

[58] **Field of Search** ..... D14/100, 102, D14/107-109; D13/162, 184, 199; D6/432, 436, 445, 448; 312/208.1; 360/99.12; 361/694, 696, 683; 369/34, 36


FIG. 1 is a perspective view of an enclosure for electronic components showing our new design;  
FIG. 2 is a side elevational view thereof, the opposite side being a mirror image thereof;  
FIG. 3 is a front elevational view thereof, the rear being a mirror image thereof;  
FIG. 4 is a top plan view thereof; and,  
FIG. 5 is a bottom plan view thereof.


[56] **References Cited**

**U.S. PATENT DOCUMENTS**

D. 319,227 8/1991 Albert, Jr. et al. .... D14/102



**1 Claim, 2 Drawing Sheets**






*FIG. 1*

*FIG. 4*



*FIG. 2*



*FIG. 3*

*FIG. 5*

