



US00D409128S

United States Patent [19] Spencer

[11] Patent Number: **Des. 409,128**

[45] Date of Patent: *****May 4, 1999**

[54] LICENSE PLATE FRAME

[76] Inventor: **Paul E. Spencer**, 6733 Northface La.,
Colorado Springs, Colo. 80919

[*] Notice: This patent is subject to a terminal disclaimer.

[**] Term: **14 Years**

[21] Appl. No.: **29/088,470**

[22] Filed: **May 26, 1998**

[51] LOC (6) Cl. **12-16**

[52] U.S. Cl. **D12/193**

[58] Field of Search D12/193; D6/300,
D6/303-306, 310-314; 40/200, 207-210

[56] **References Cited**

U.S. PATENT DOCUMENTS

D. 257,341	10/1980	Blaser	D12/193
D. 332,596	1/1993	Corey	D12/193
D. 335,117	4/1993	Spencer	D12/193
D. 346,578	5/1994	Corey	D12/193

D. 348,425	7/1994	Leu	D12/193
D. 352,022	11/1994	Liu	D12/193
D. 375,072	10/1996	Chiou	D12/193
D. 377,926	2/1997	Kheyfets	D12/193
D. 380,429	7/1997	Clark et al.	D12/193
D. 381,003	7/1997	Chiou	D12/193

Primary Examiner—Doris V. Coles
Assistant Examiner—Stacia Sinuik
Attorney, Agent, or Firm—Timothy Thut Tyson; Freilich,
Hornbaker & Rosen

[57] **CLAIM**

The ornamental design for a license plate frame, as shown.

DESCRIPTION

FIG. 1 is a left side elevation view of a license plate frame showing my new design;
FIG. 2 is a top plan view thereof;
FIG. 3 is a right side elevation view thereof;
FIG. 4 is a left side elevation view thereof;
FIG. 5 is a bottom plan view thereof; and,
FIG. 6 is a rear elevation view thereof.

1 Claim, 3 Drawing Sheets




FIG. 1

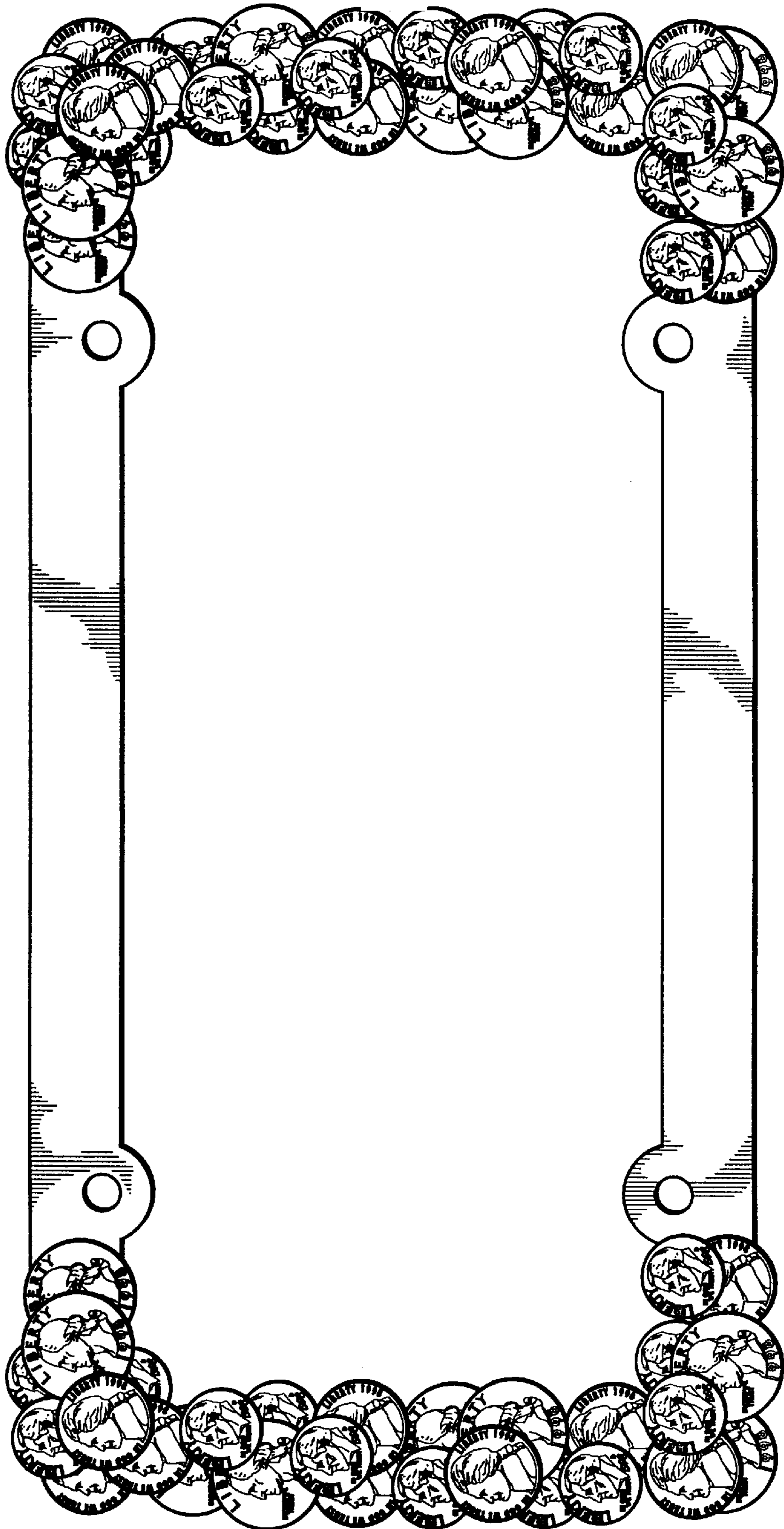




FIG. 2



FIG. 4



FIG. 3



FIG. 5

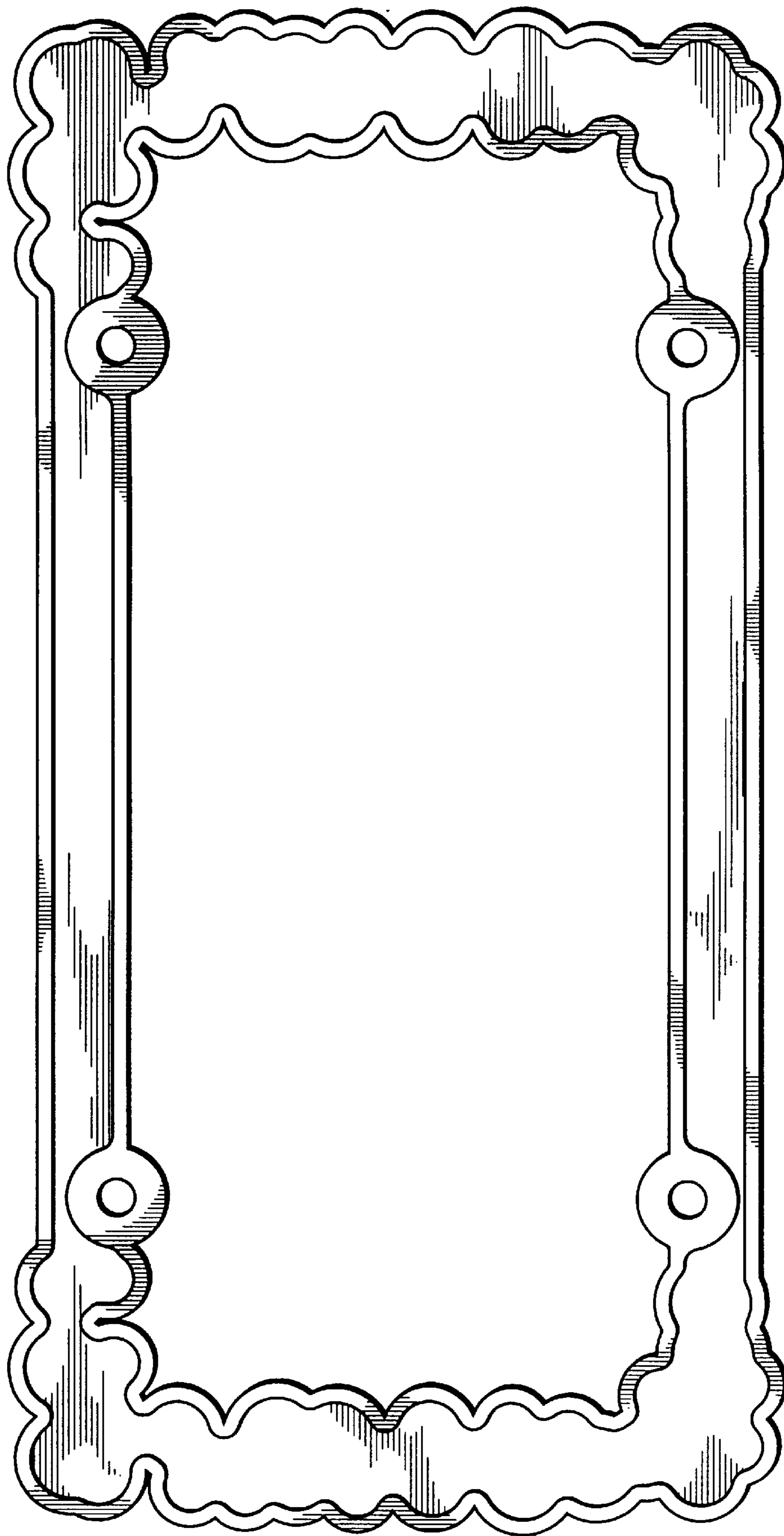


FIG. 6