



US00D409123S

United States Patent [19]

Heinen et al.

[11] Patent Number: **Des. 409,123**

[45] Date of Patent: **** May 4, 1999**

[54] **TIRE TREAD**

[75] Inventors: **Richard Heinen**, Habay-la-Nueve;
Kenneth Jenner Powell,
Vaux-sur-Sure; **Bernard Marie Henin**,
Virton, all of Belgium; **Pierre Harpes**,
Luxembourg, Luxembourg

[73] Assignee: **The Goodyear Tire & Rubber
Company**, Akron, Ohio

[**] Term: **14 Years**

[21] Appl. No.: **29/089,042**

[22] Filed: **Jun. 5, 1998**

[51] **LOC (6) Cl.** **12-15**

[52] **U.S. Cl.** **D12/151**

[58] **Field of Search** D12/136, 138,
D12/140-152; 152/209 RR, 209 NS, 209 AS,
209 AG, 209 BY, 209 LG, 209 RB, 209 DP

[56] **References Cited**

U.S. PATENT DOCUMENTS

D. 251,188	2/1979	Pommier	D12/146
D. 322,950	1/1992	Overhoff et al.	D12/147
D. 333,644	3/1993	Kawabata et al.	D12/147
D. 340,895	11/1993	Himuro et al.	D12/147
D. 344,050	2/1994	Overhoff et al.	D12/147
D. 346,350	4/1994	Hirmuro et al.	D12/147

D. 354,261	1/1995	Graas	D12/147
D. 355,155	2/1995	Breny et al.	D12/147
D. 357,218	4/1995	Powell	D12/147
D. 362,220	9/1995	Van Emburg	D12/147
D. 370,880	6/1996	Graas	D12/151
D. 379,449	5/1997	Graas et al.	D12/151
D. 379,787	6/1997	Maxwell et al.	D12/147
D. 388,039	12/1997	Ratliff, Jr.	D12/147
D. 389,791	1/1998	Himuro	D12/147
D. 400,830	11/1998	Gerresheim et al.	D12/147

Primary Examiner—Robert M. Spear
Attorney, Agent, or Firm—T P Lewandowski

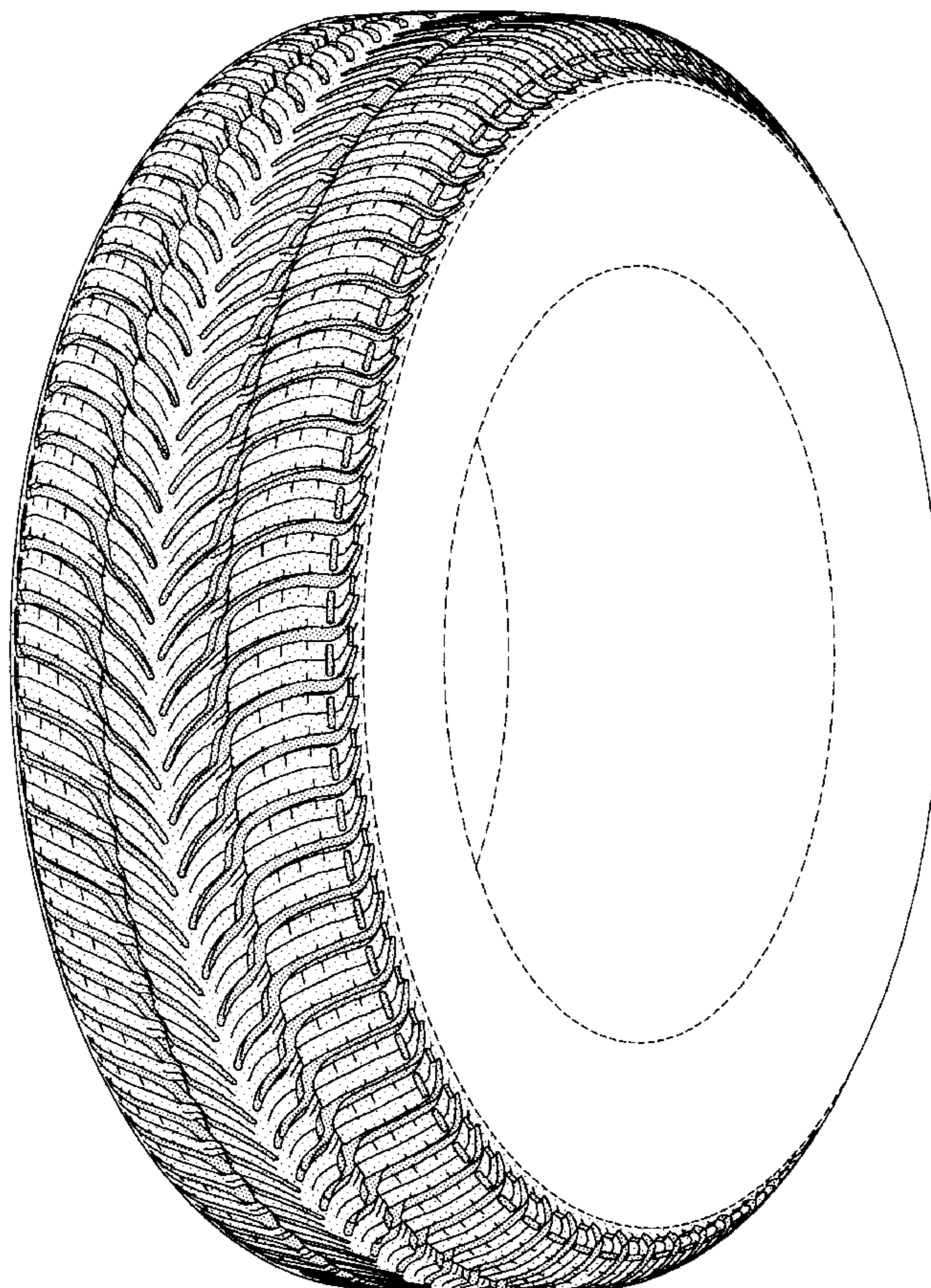
[57] **CLAIM**

The ornamental design for a tire tread, as shown and described.

DESCRIPTION

FIG. 1 is a perspective view of a tire tread showing our new design, it being understood that the pattern repeats uniformly throughout the circumference of the tread;
FIG. 2 is a front elevational view thereof;
FIG. 3 is a side elevational view thereof, the opposite side elevational view being identical thereto; and,
FIG. 4 is an enlarged fragmentary front perspective view.
In the drawings, the broken lines defining the inner bead of the sidewall and the peripheral boundary between the tire tread and the sidewall are for illustrative purposes only and form no part of the claimed design.

1 Claim, 4 Drawing Sheets



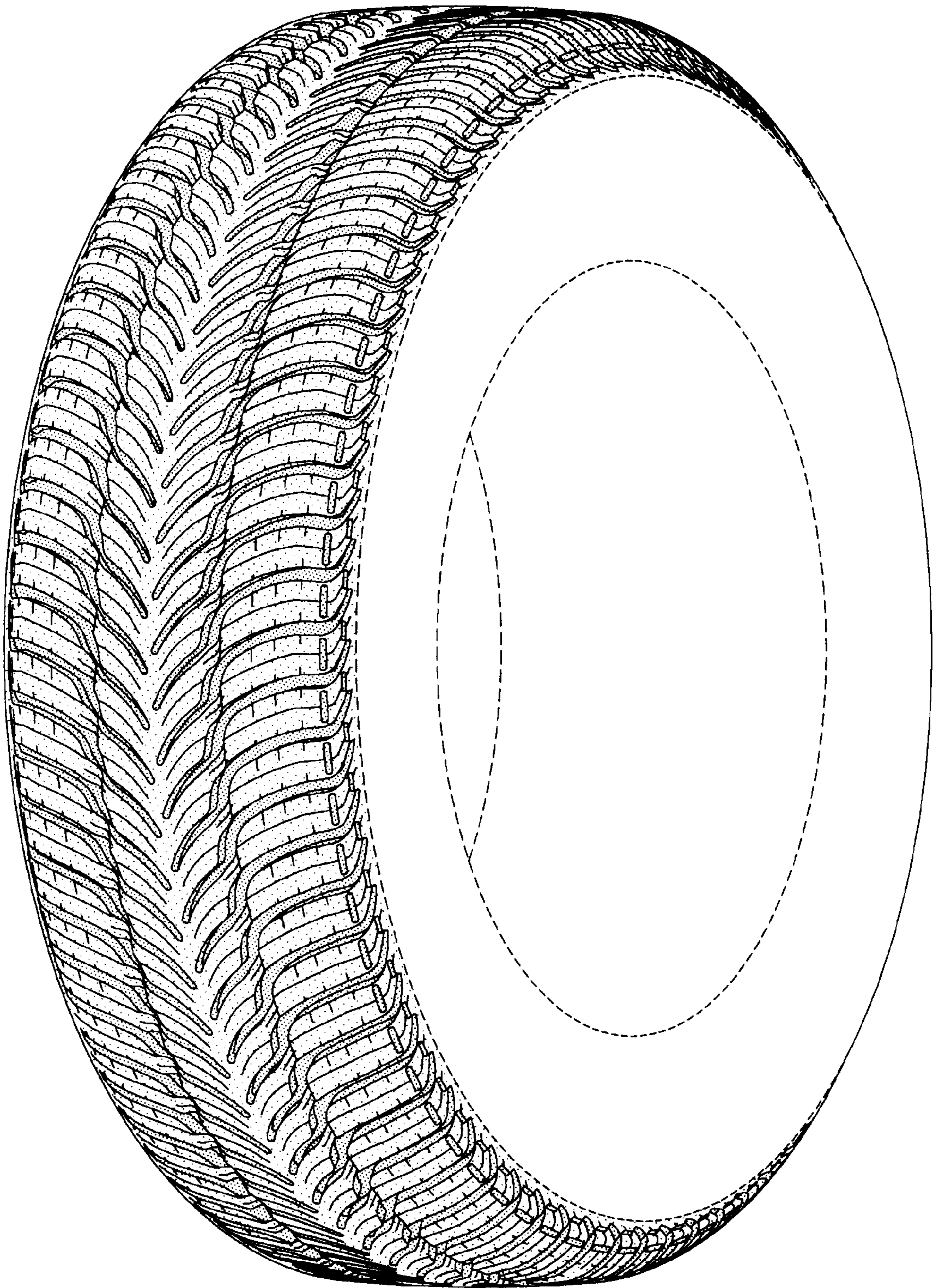


FIG-1

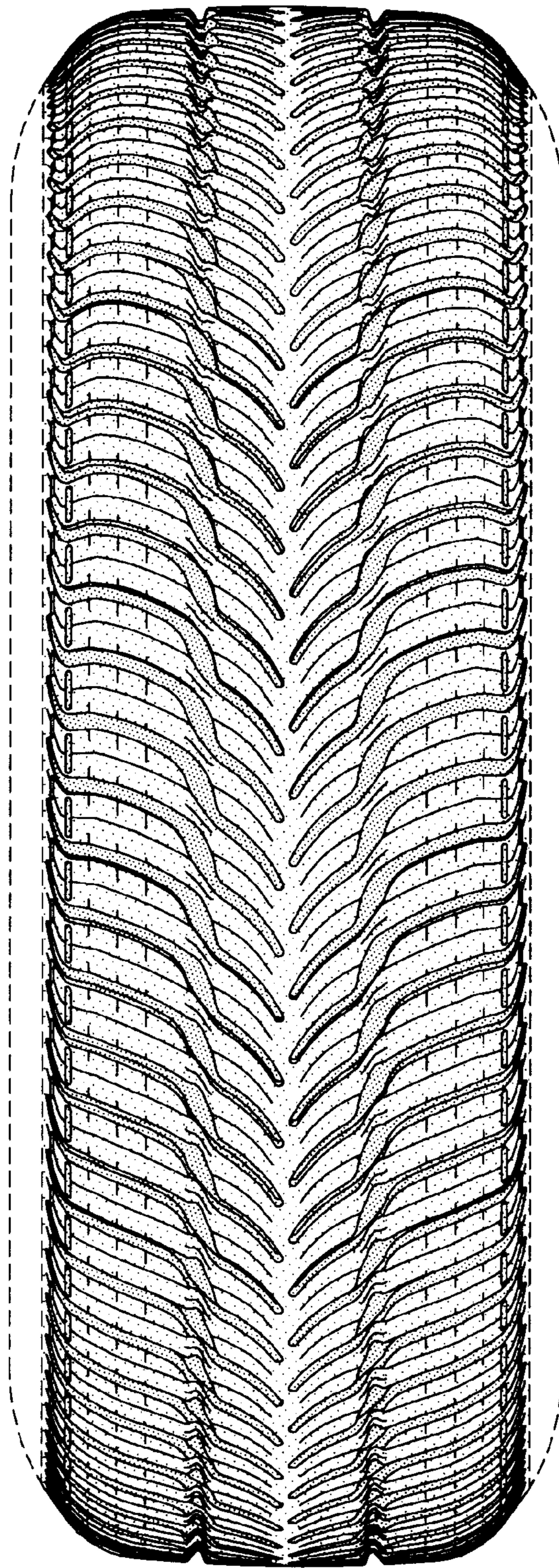


FIG-2

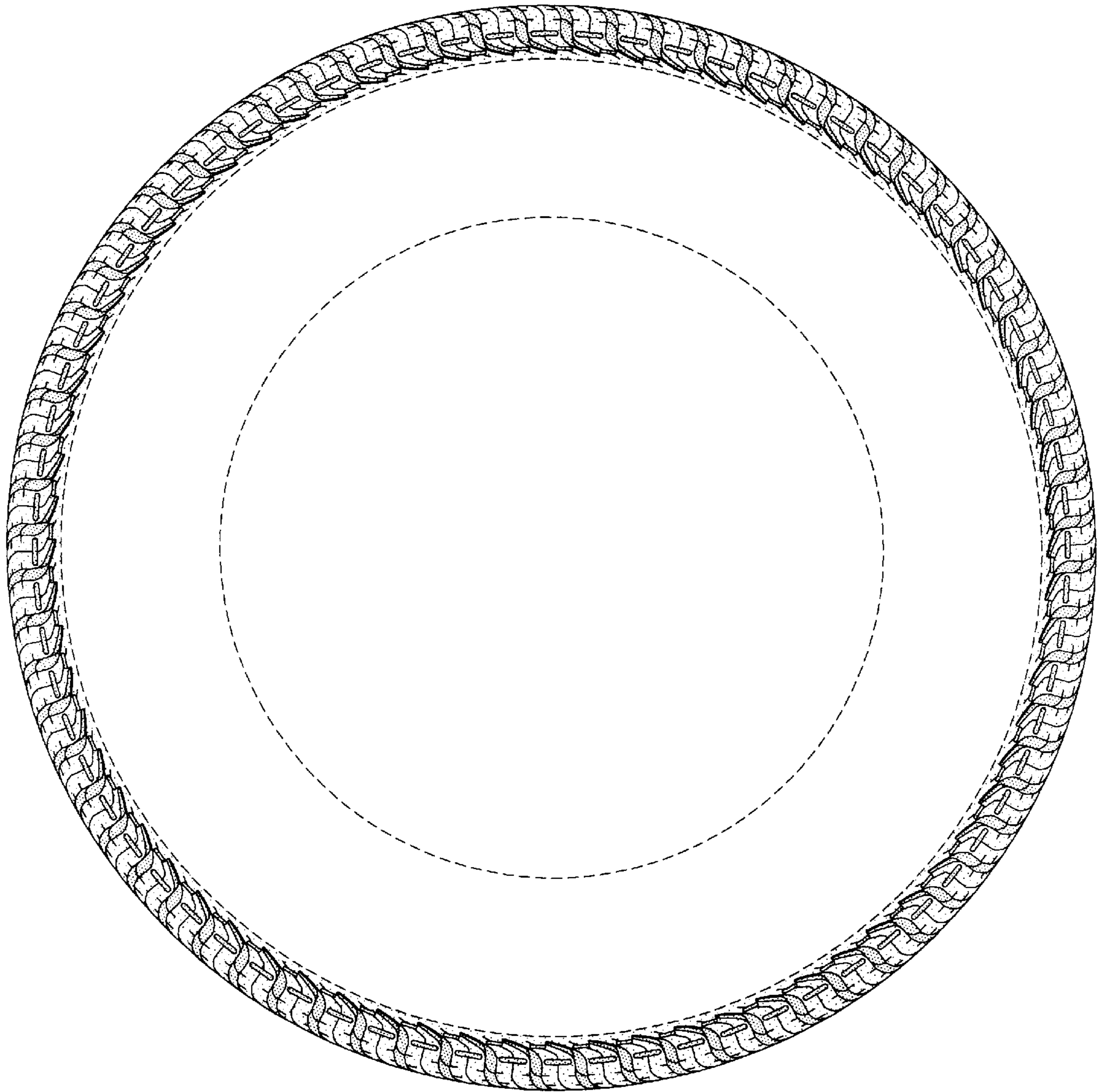


FIG-3

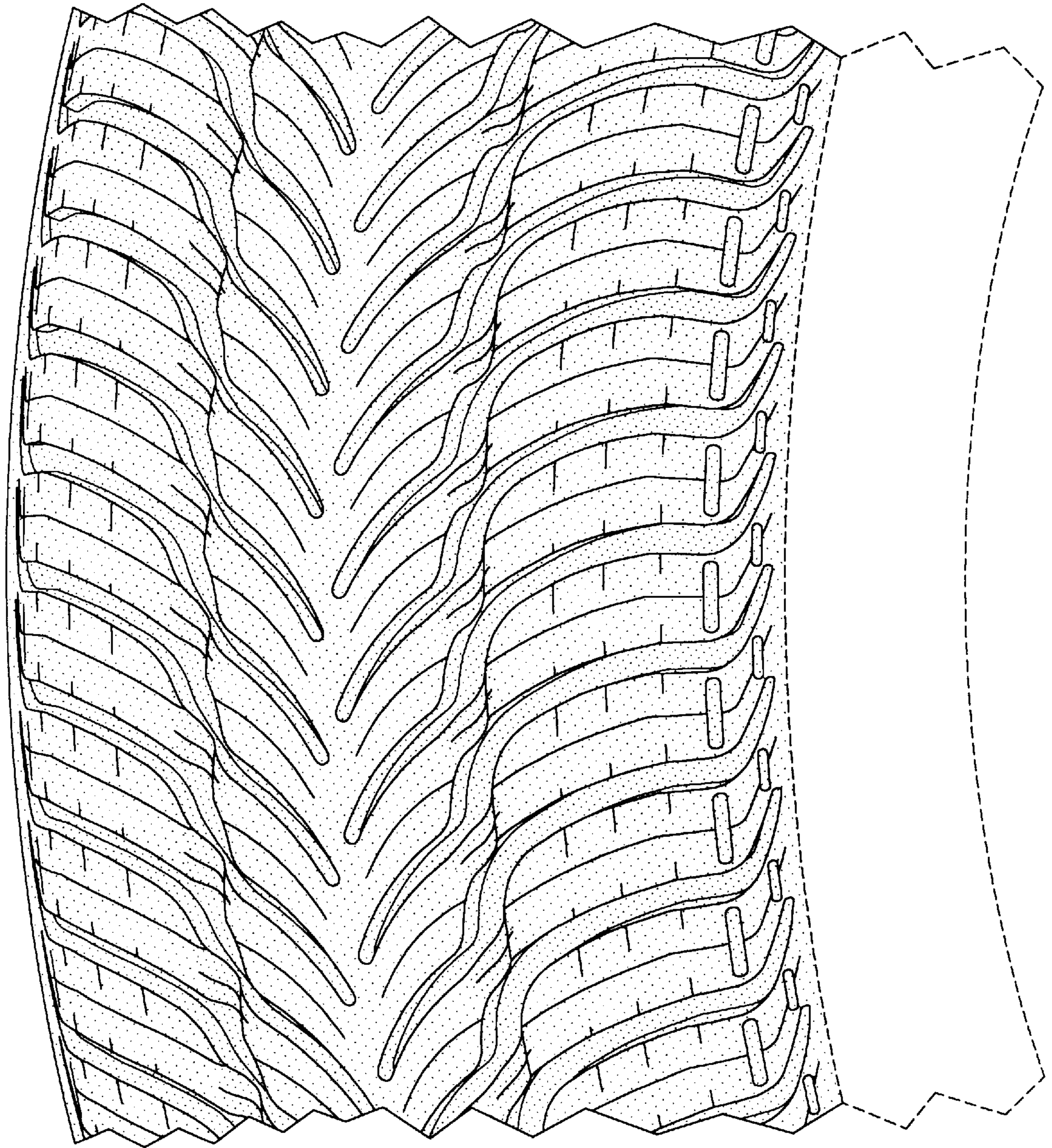


FIG-4