

US00D409108S

United States Patent [19]
Suzuki et al.

[11] **Patent Number: Des. 409,108**
[45] **Date of Patent: ** May 4, 1999**

[54] **SECURITY TAG** 4,500,124 2/1985 Swift 292/318
4,893,853 1/1990 Guiler 292/320

[75] Inventors: **Yuji Suzuki**, Shizuoka; **Katsumi Kato**,
Yokohama, both of Japan

Primary Examiner—Susan J. Lucas
Assistant Examiner—Jennifer Rivard
Attorney, Agent, or Firm—Sughrue, Mion, Zinn, Macpeak
& Seas, PLLC

[73] Assignee: **Star Micronics Co. Ltd.**, Shizuoka,
Japan

[**] Term: **14 Years**

[57] **CLAIM**

[21] Appl. No.: **29/090,148**

The ornamental design for a security tag, as shown.

[22] Filed: **Jun. 30, 1998**

DESCRIPTION

[30] **Foreign Application Priority Data**

Mar. 2, 1998 [JP] Japan 10-5893

FIG. 1 is a perspective view of the top, front and right side of a security tag showing our new design;
FIG. 2 is a front elevational view thereof;
FIG. 3 is a top plan view thereof;
FIG. 4 is a left side elevational view thereof;
FIG. 5 is a right side elevational view thereof;
FIG. 6 is a rear elevational view thereof; and,
FIG. 7 is a bottom plan view thereof.

[51] **LOC (6) Cl.** **10-05**

[52] **U.S. Cl.** **D10/106; D20/22**

[58] **Field of Search** D10/106; D20/10,
D20/22, 28; 70/57.1; 24/704.1, 704.2; 292/320,
321, 318; 40/634

[56] **References Cited**

U.S. PATENT DOCUMENTS

3,712,655 1/1973 Fuehrer 292/321

1 Claim, 2 Drawing Sheets

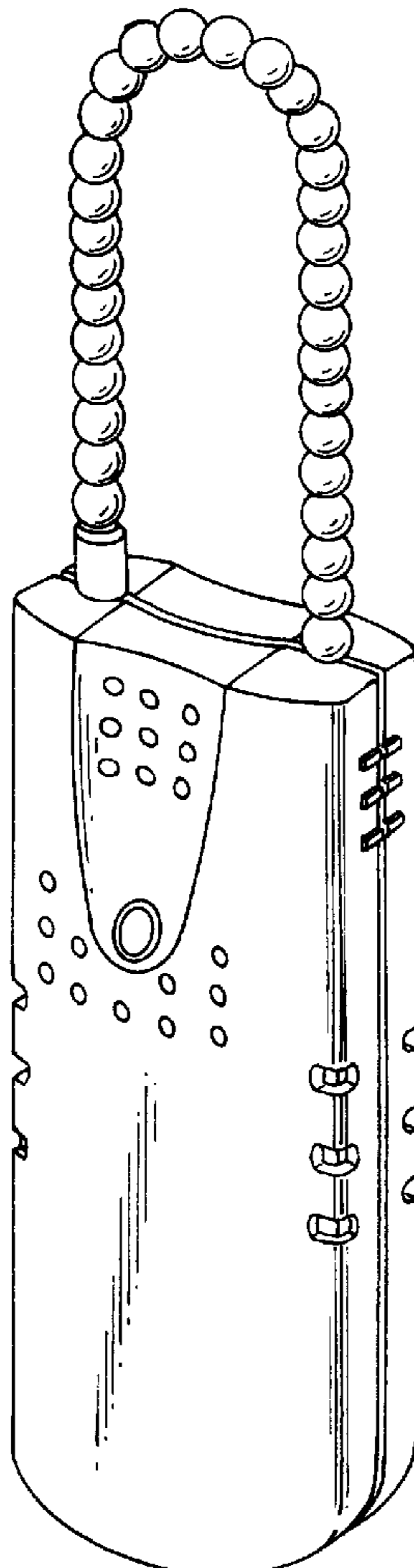


FIG. 3

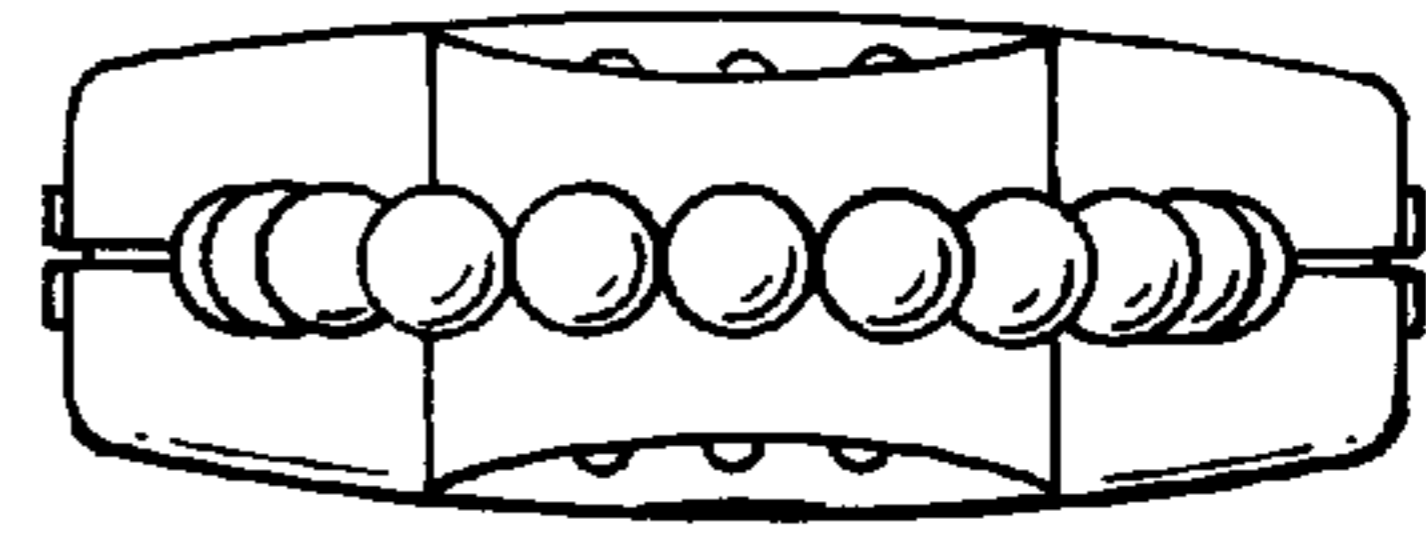


FIG. 1

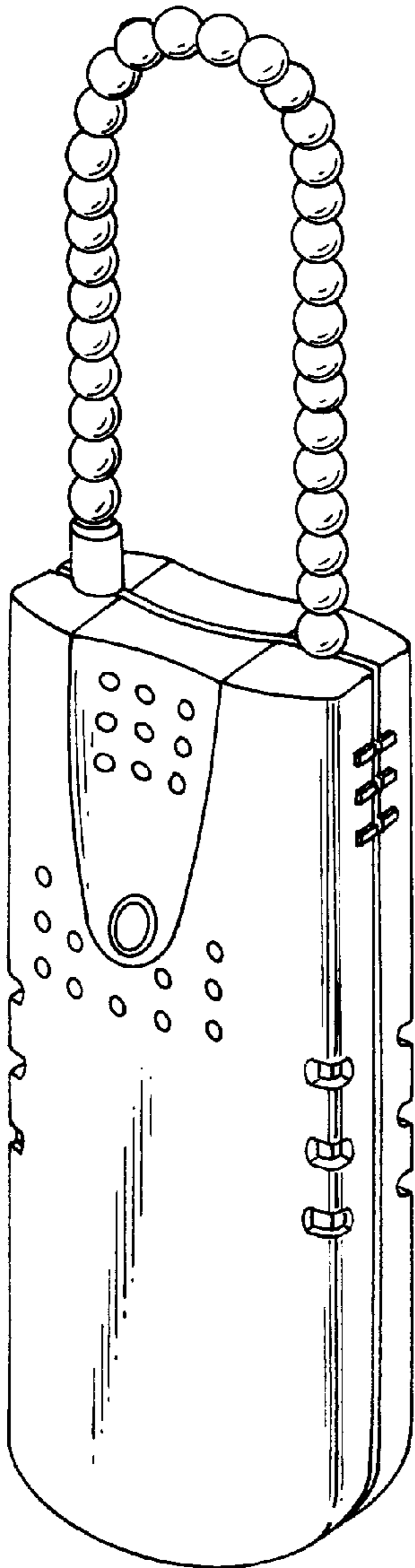


FIG. 2

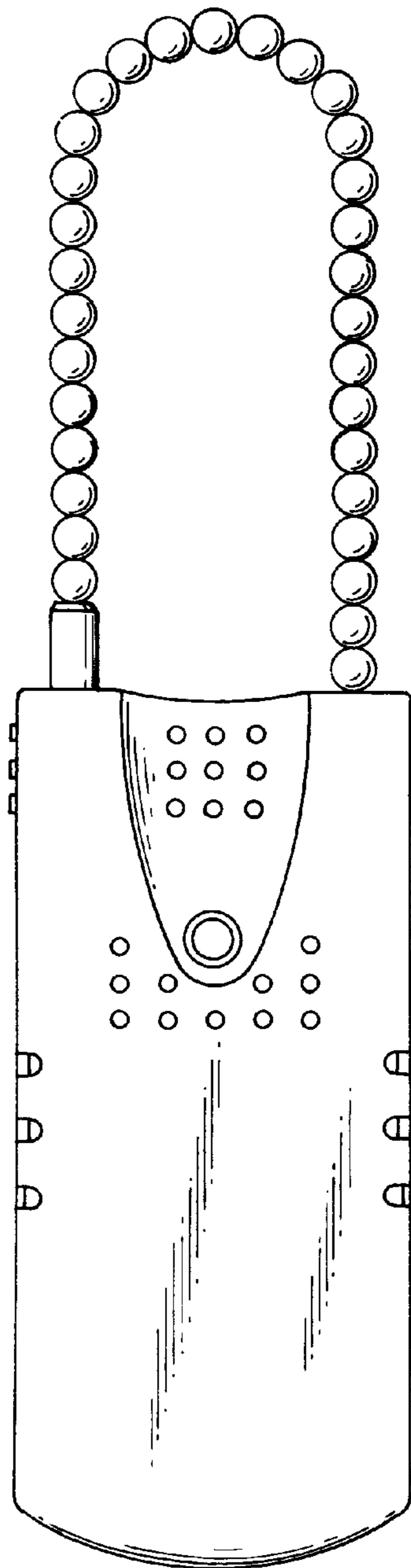


FIG. 5

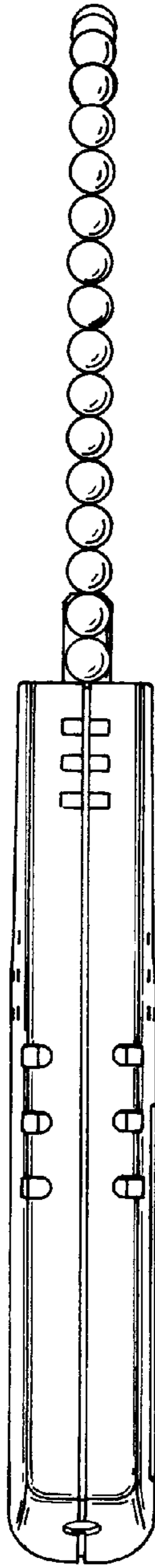


FIG. 6

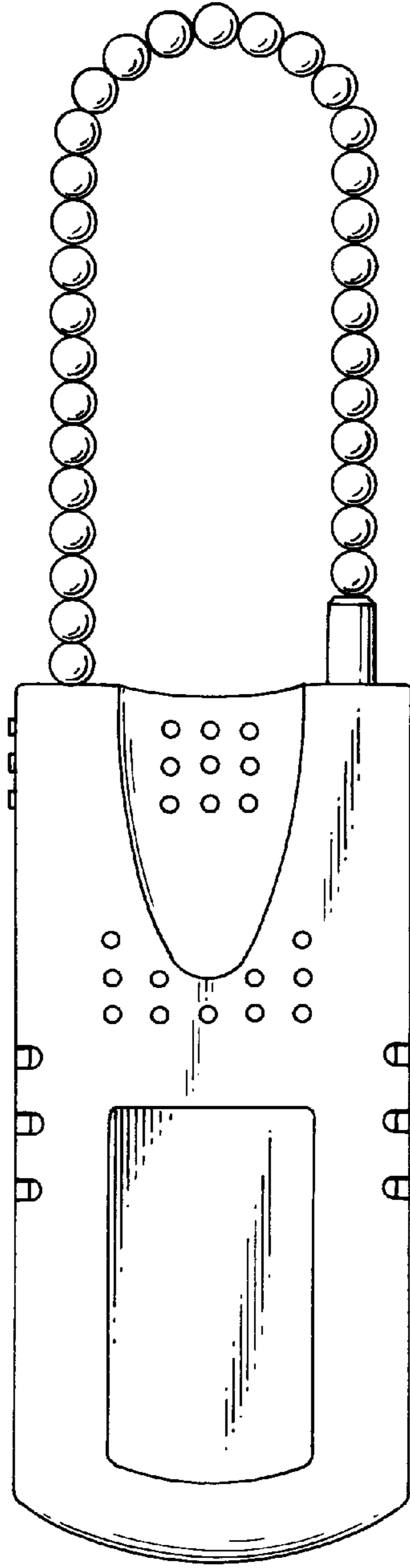


FIG. 4

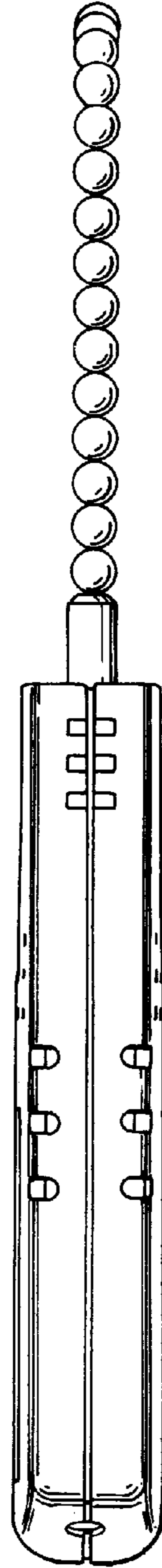


FIG. 7

