



US00D409106S

United States Patent [19]
Stanfield et al.

[11] **Patent Number: Des. 409,106**
[45] **Date of Patent: ** May 4, 1999**

[54] **HAND-HELD ELECTRONIC FISH SCALE**

5,121,328 6/1992 Sakai et al. 177/25.15 X

[75] Inventors: **James R. Stanfield**, Peoria; **Robert A Daquilante**, Glendale, both of Ariz.

Primary Examiner—Antoine Duval Davis
Attorney, Agent, or Firm—Joseph H. Roediger

[73] Assignee: **Advanced Fishing Technologies, Inc.**, Phoenix, Ariz.

[57] **CLAIM**

[**] Term: **14 Years**

The ornamental design for a hand-held electronic fish scale, as shown and described.

[21] Appl. No.: **29/082,350**

DESCRIPTION

[22] Filed: **Jan. 21, 1998**

[51] **LOC (6) Cl.** **10-04**

[52] **U.S. Cl.** **D10/89**

[58] **Field of Search** D10/87, 89; 177/4, 177/148, 25.13, 25.15, 243-245

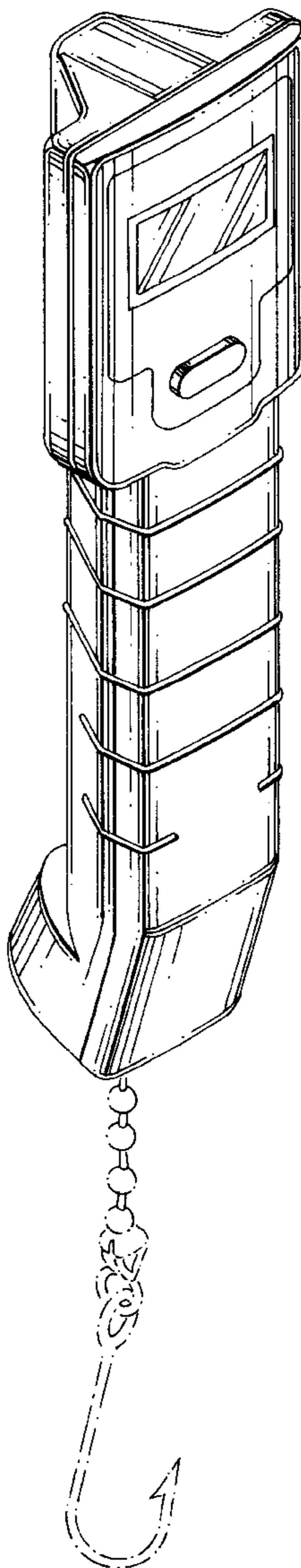
FIG. 1 is a perspective view of a hand-held electronic fish scale showing my new design;
FIG. 2 is the front plan view of the design of FIG. 1;
FIG. 3 is the back plan view to FIG. 1;
FIG. 4 is a side view to FIG. 1, the opposing side view being identical thereto;
FIG. 5 is a top plan view thereof; and,
FIG. 6 is a bottom plan view thereof.
The broken line showing is for illustrative purposes only and forms no part of the claimed design.

[56] **References Cited**

U.S. PATENT DOCUMENTS

D. 341,096 11/1993 Squire D10/90

1 Claim, 2 Drawing Sheets



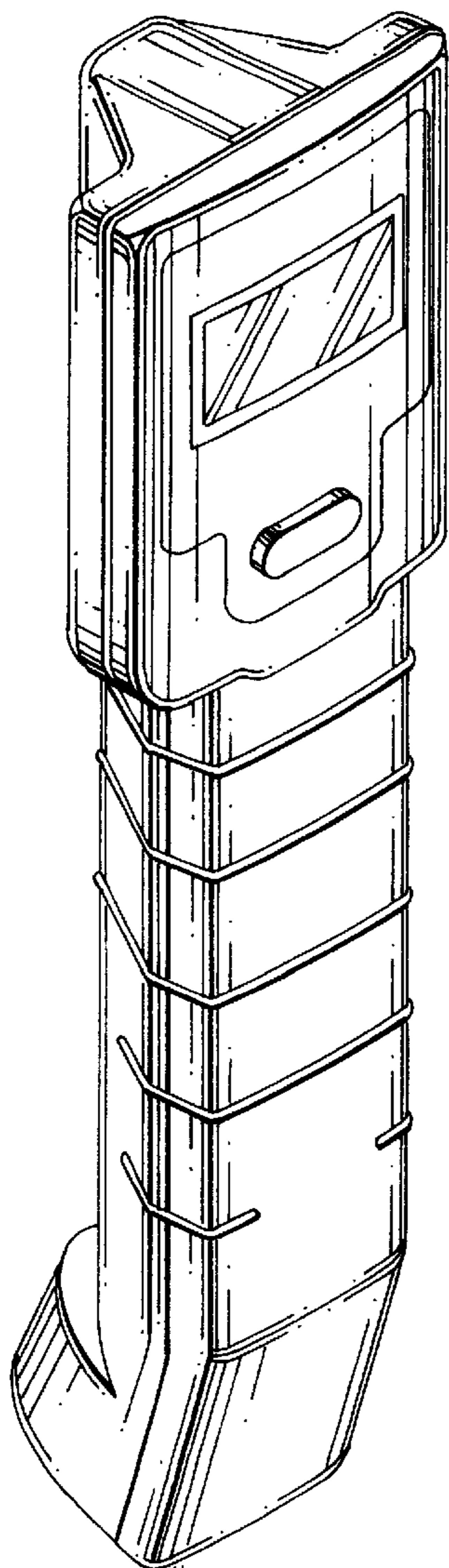


FIG. 1

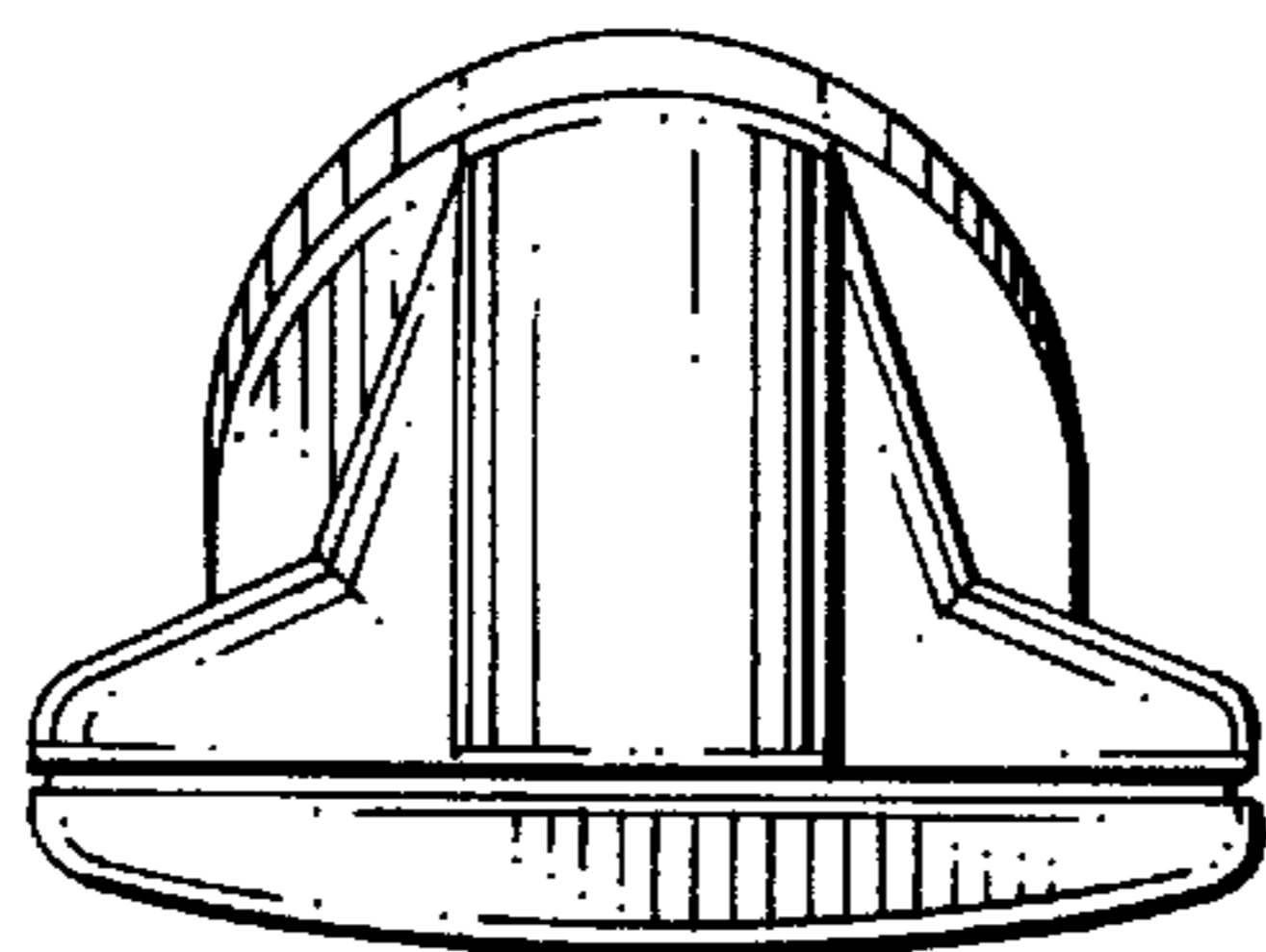


FIG. 5

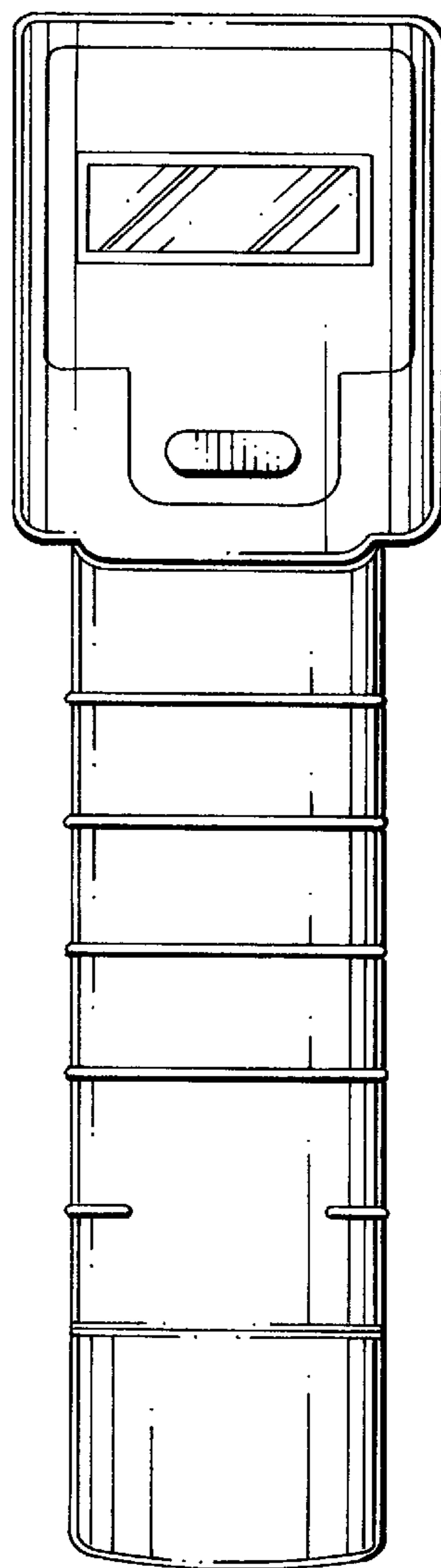


FIG. 2

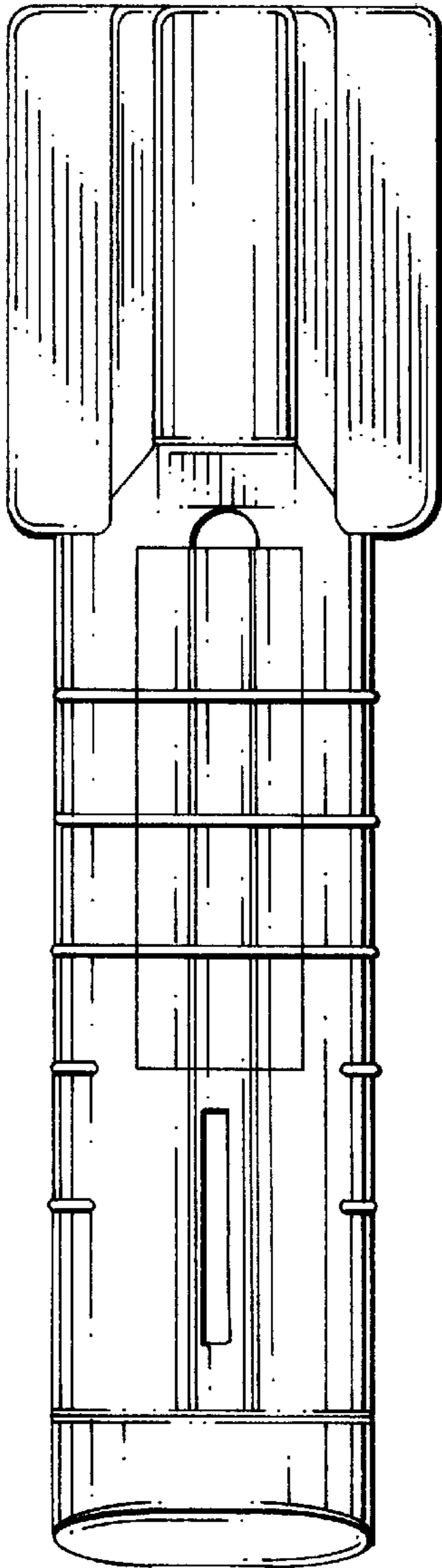


FIG. 3




FIG. 6




FIG. 4