



US00D409092S

United States Patent [19]

Beasley

[11] Patent Number: **Des. 409,092**

[45] Date of Patent: **** May 4, 1999**

[54] BOTTLE

[75] Inventor: **Gary N. Beasley**, Indianapolis, Ind.

[73] Assignee: **Australian Gold, Inc.**, Indianapolis, Ind.

[**] Term: **14 Years**

[21] Appl. No.: **29/088,820**

[22] Filed: **Jun. 1, 1998**

[51] LOC (6) Cl. **09-01**

[52] U.S. Cl. **D9/542; D9/516; D9/564**

[58] Field of Search D9/543, 542, 516,
D9/571-575, 572, 564, 565, 530; 215/382,
383, 384; 222/212, 213, 215

[56] **References Cited**

U.S. PATENT DOCUMENTS

D. 195,368	6/1963	Koenigsberg	D9/542
D. 234,911	4/1975	Stevens, Jr.	D9/542
D. 256,774	9/1980	Bedin	D9/516
D. 287,823	1/1987	Rosenwinkel	D9/574

D. 357,870	5/1995	O'Neill	D9/516
D. 372,870	8/1996	Westerhout	D9/516
D. 376,980	12/1996	LoPreto	D9/542

Primary Examiner—Lucy Lieberman
Attorney, Agent, or Firm—Woodard, Emhardt, Naughton,
Moriarty & McNett

[57] **CLAIM**

The ornamental design for a bottle, as shown and described.

DESCRIPTION

FIG. 1 is a front, right, and top perspective of a bottle showing my new design;

FIG. 2 is a front elevational thereof, the rear elevation is identical except for the conventional screw threading on the bottle neck;

FIG. 3 is a right side elevation thereof, the left side elevation is identical except for the conventional screw threading on the neck;

FIG. 4 is a top plan view thereof; and,

FIG. 5 is a bottom plan view thereof.

1 Claim, 4 Drawing Sheets





Fig. 1



Fig. 2

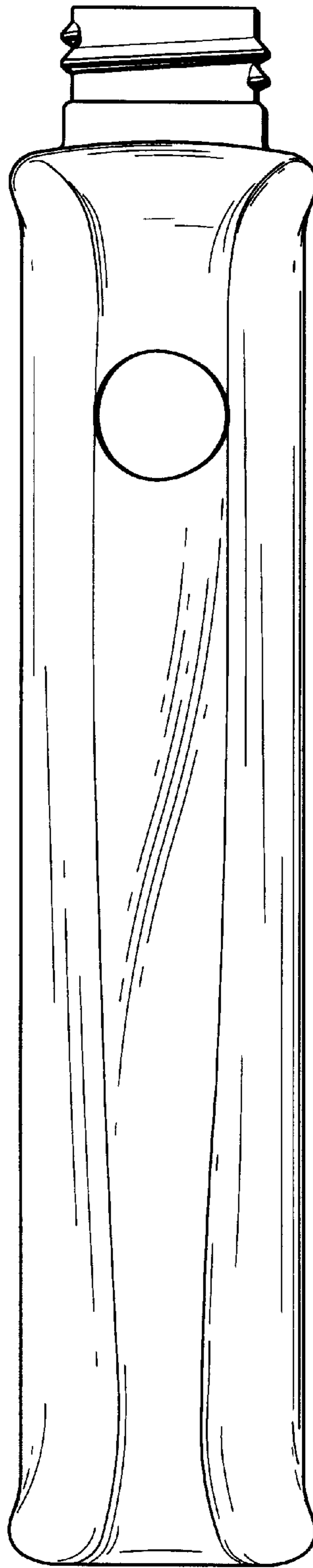


Fig. 3

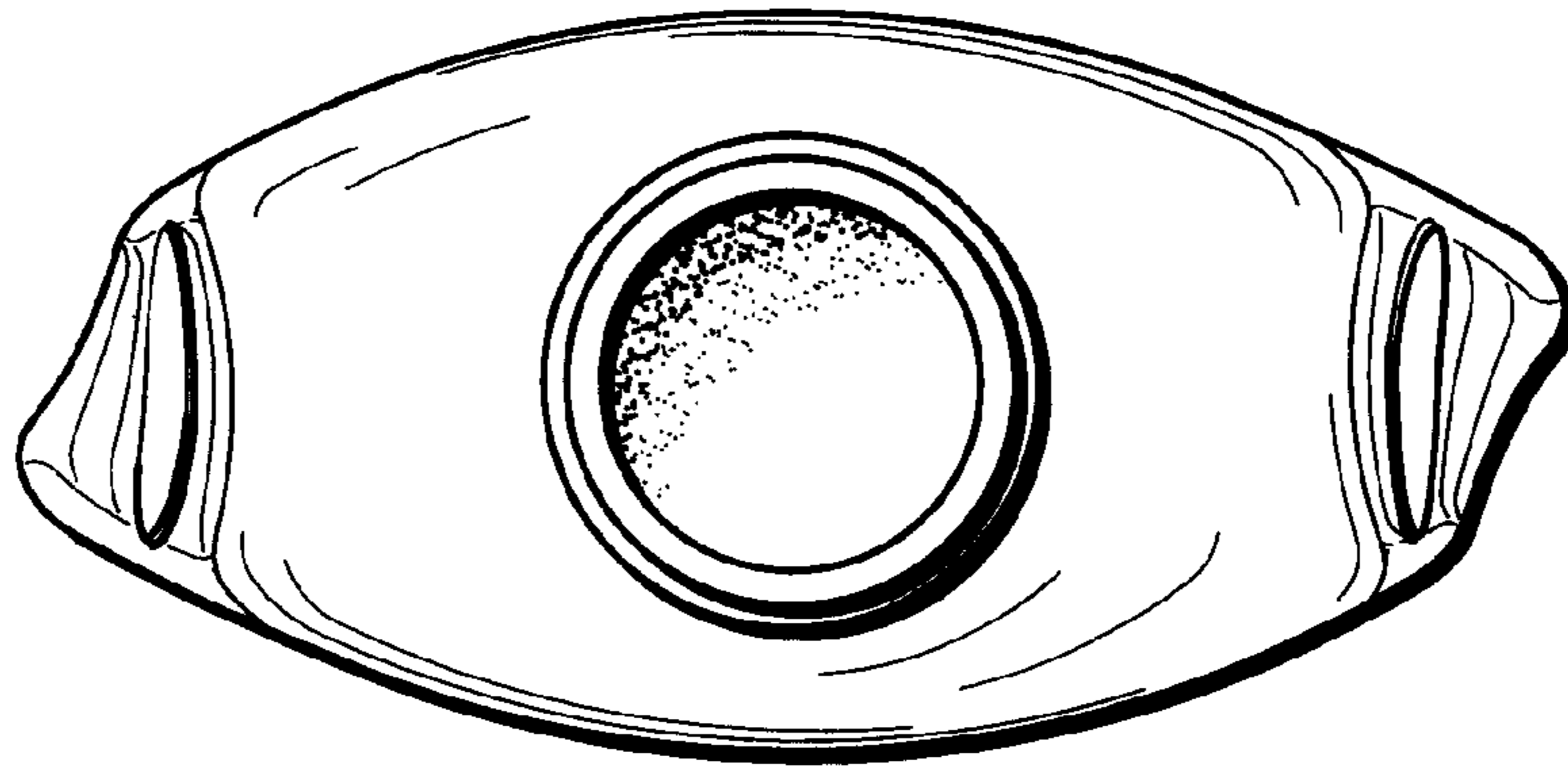


Fig. 4




Fig. 5