



US00D409079S

United States Patent [19]
Sobczynski

[11] **Patent Number: Des. 409,079**

[45] **Date of Patent: ** May 4, 1999**

[54] **DOOR BRACKET**

3,620,376 11/1971 Gingher 248/300 X

[75] Inventor: **Michael A. Sobczynski**, Cheektowaga, N.Y.

Primary Examiner—Holly Baynham
Attorney, Agent, or Firm—Hodgson, Russ, Andrews, Woods & Goodyear LLP

[73] Assignee: **Curbell, Inc.**, Orchard Park, N.Y.

[**] Term: **14 Years**

[57] **CLAIM**

The ornamental design for a door bracket, as shown and described.

[21] Appl. No.: **29/091,590**

[22] Filed: **Aug. 3, 1998**

DESCRIPTION

[51] **LOC (6) Cl.** **08-05**

[52] **U.S. Cl.** **D8/354; D8/400**

[58] **Field of Search** D8/349, 354, 499, D8/400; 248/300, 200, 214–215, 229.1


FIG. 1 is a perspective view of a door bracket according to the present invention;
FIG. 2 is a top view thereof;
FIG. 3 is a front view thereof;
FIG. 4 is a bottom view thereof;
FIG. 5 is a left side view thereof and the right side view is a mirror image of FIG. 5; and,
FIG. 6 is a back view thereof.


[56] **References Cited**

U.S. PATENT DOCUMENTS

D. 375,161 10/1996 Hart D24/134
2,107,885 2/1938 Caggiano 248/229.1

1 Claim, 3 Drawing Sheets





— FIG. 1



FIG. 2

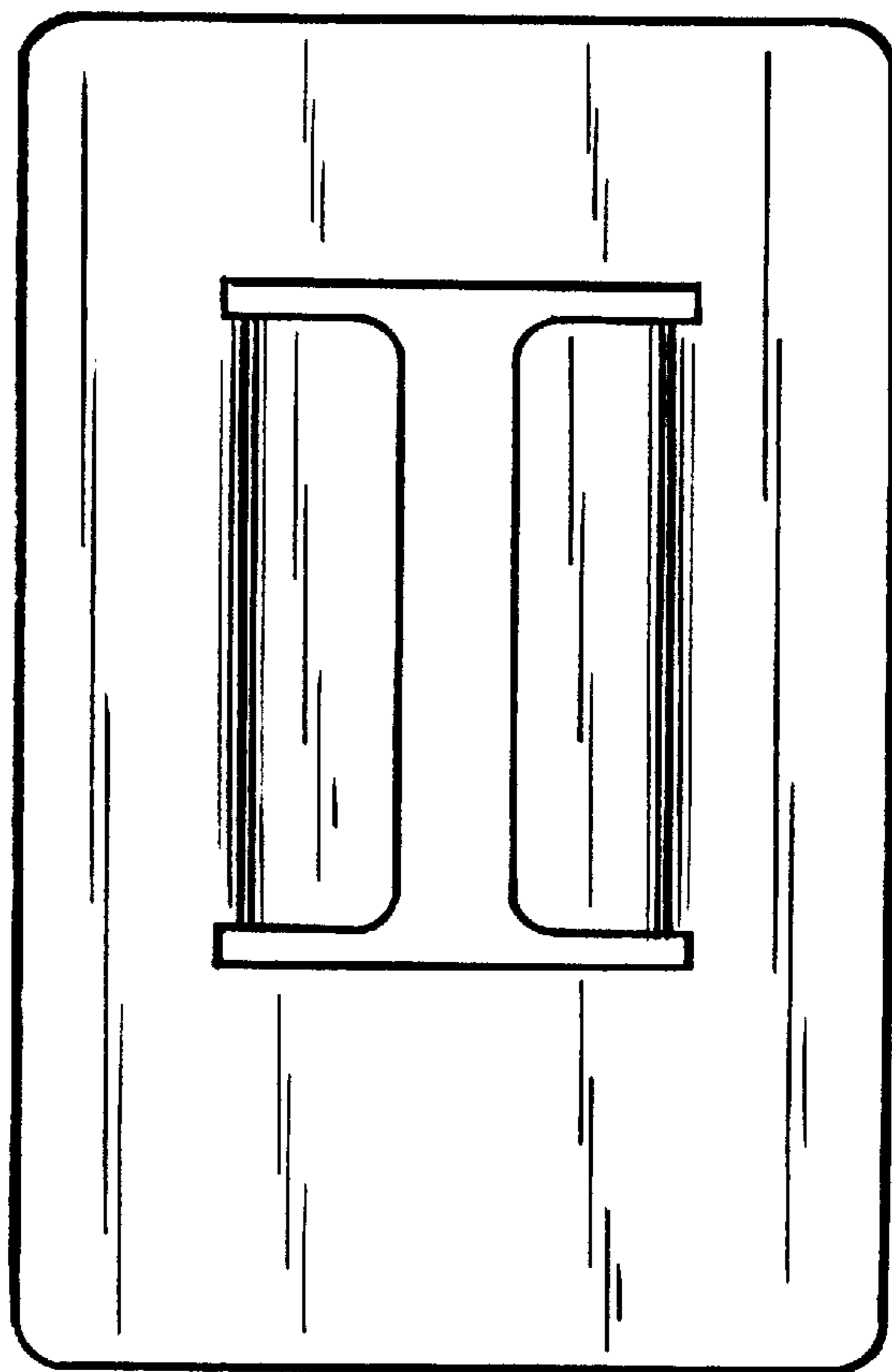


FIG. 3



FIG. 4

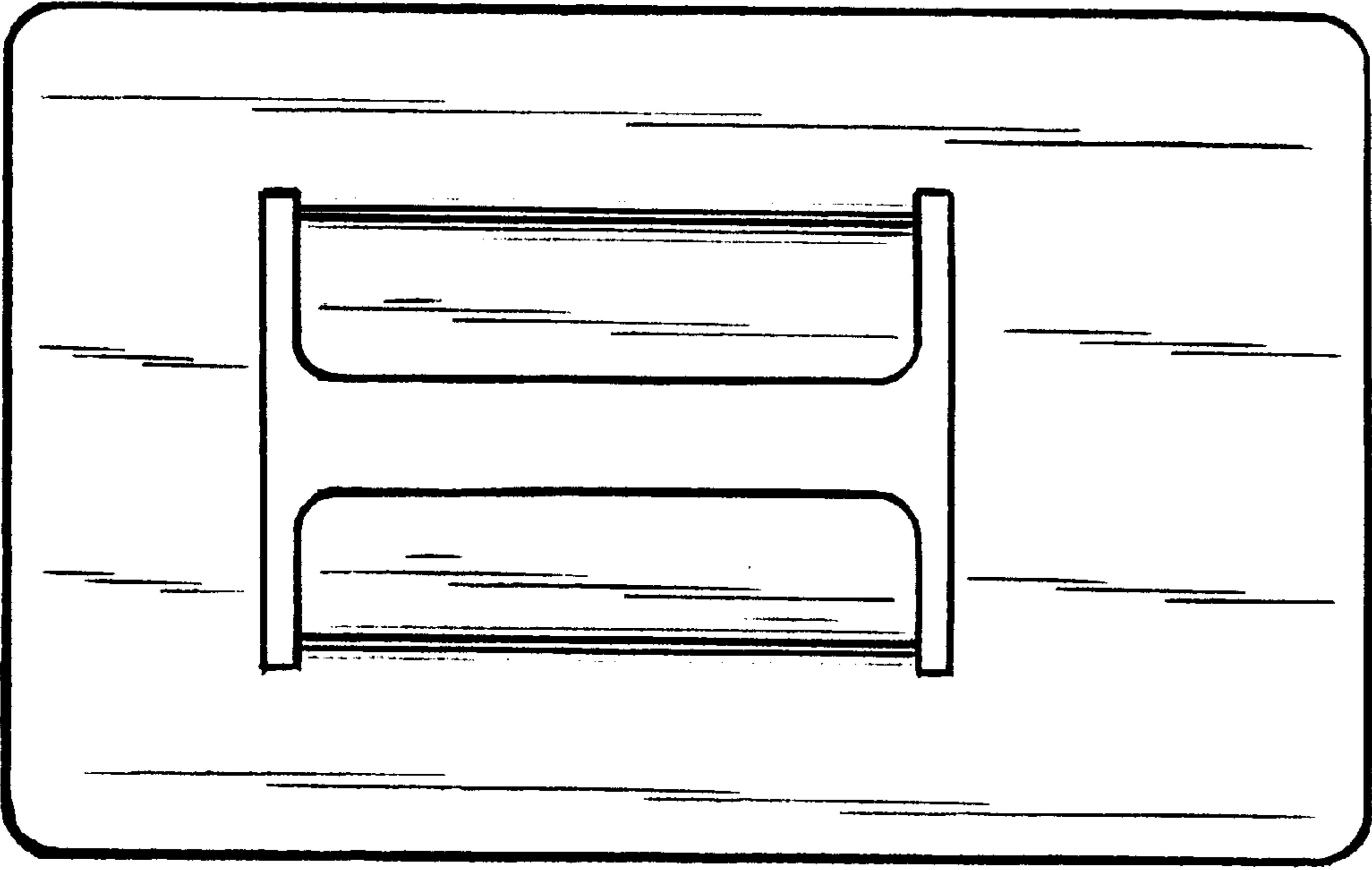


FIG. 6




FIG. 5