



US00D409074S

# United States Patent [19]

Caugh et al.

[11] Patent Number: **Des. 409,074**

[45] Date of Patent: **\*\* May 4, 1999**

[54] PULL

[75] Inventors: **Gerald Caugh**, Rockford; **Deborah Mattson**, Plainwell; **Kevin DeWald**, Spring Lake, all of Mich.

[73] Assignee: **Belwith International**, Grandville, Mich.

[\*\*] Term: **14 Years**

[21] Appl. No.: **29/082,803**

[22] Filed: **Jan. 7, 1998**

### Related U.S. Application Data

[62] Division of application No. 29/047,099, Nov. 22, 1995, Pat. No. Des. 390,768, which is a division of application No. 29/043,404, Sep. 1, 1995, Pat. No. Des. 380,134, which is a division of application No. 29/015,019, Nov. 5, 1993, Pat. No. Des. 369,289.

[51] LOC (6) Cl. .... **08-06**

[52] U.S. Cl. .... **D8/313**

[58] Field of Search ..... D8/300, 313, 314;  
16/110 R, 124

### [56] References Cited

#### U.S. PATENT DOCUMENTS

D. 5,702	3/1872	Ottner .....	D8/313
123,301	1/1872	Sparks .	
D. 246,092	10/1977	James .....	D8/313

#### OTHER PUBLICATIONS

Magnum Brass Hardware; p. 16; pull 5 233.

Primary Examiner—B. J. Bullock

Attorney, Agent, or Firm—Rader, Fishman & Grauer PLLC

### [57] CLAIM

The ornamental design for a pull, as shown and described.

### DESCRIPTION


FIG. 1 is a front/left side perspective view of the pull of the present invention.

FIG. 2 is a top elevational view of the pull of the present invention.

FIG. 3 is a front elevational view of the pull of the present invention; and,

FIG. 4 is a partial cross-sectional view taken substantially through lines 4—4 of FIG. 3.

**1 Claim, 1 Drawing Sheet**






FIG. 1

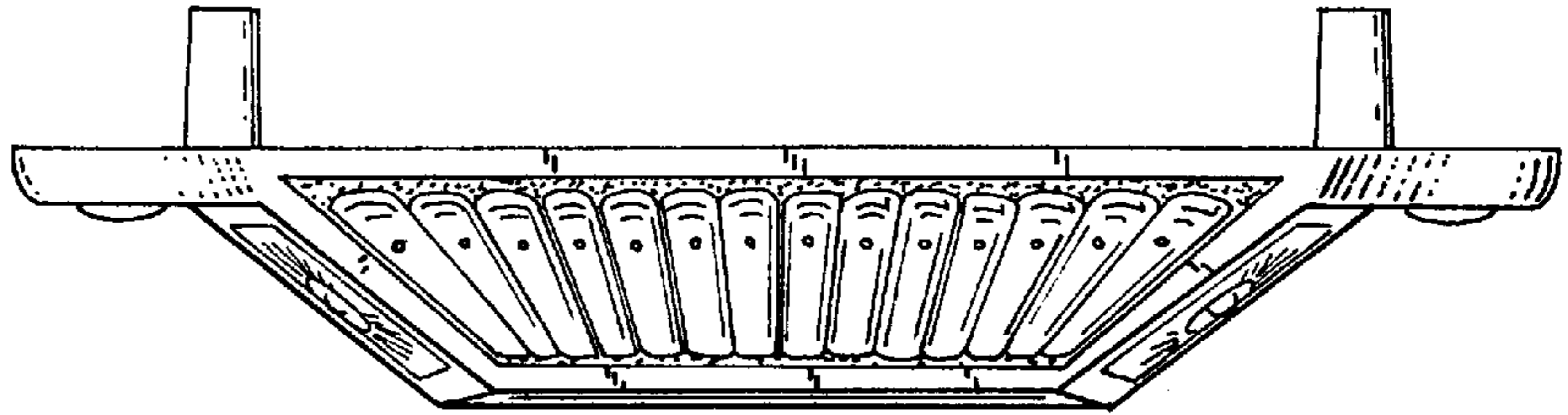


FIG. 2

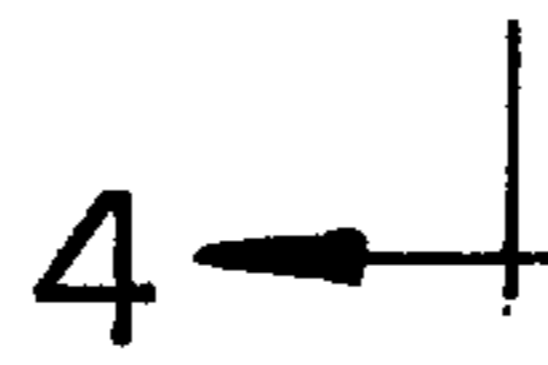
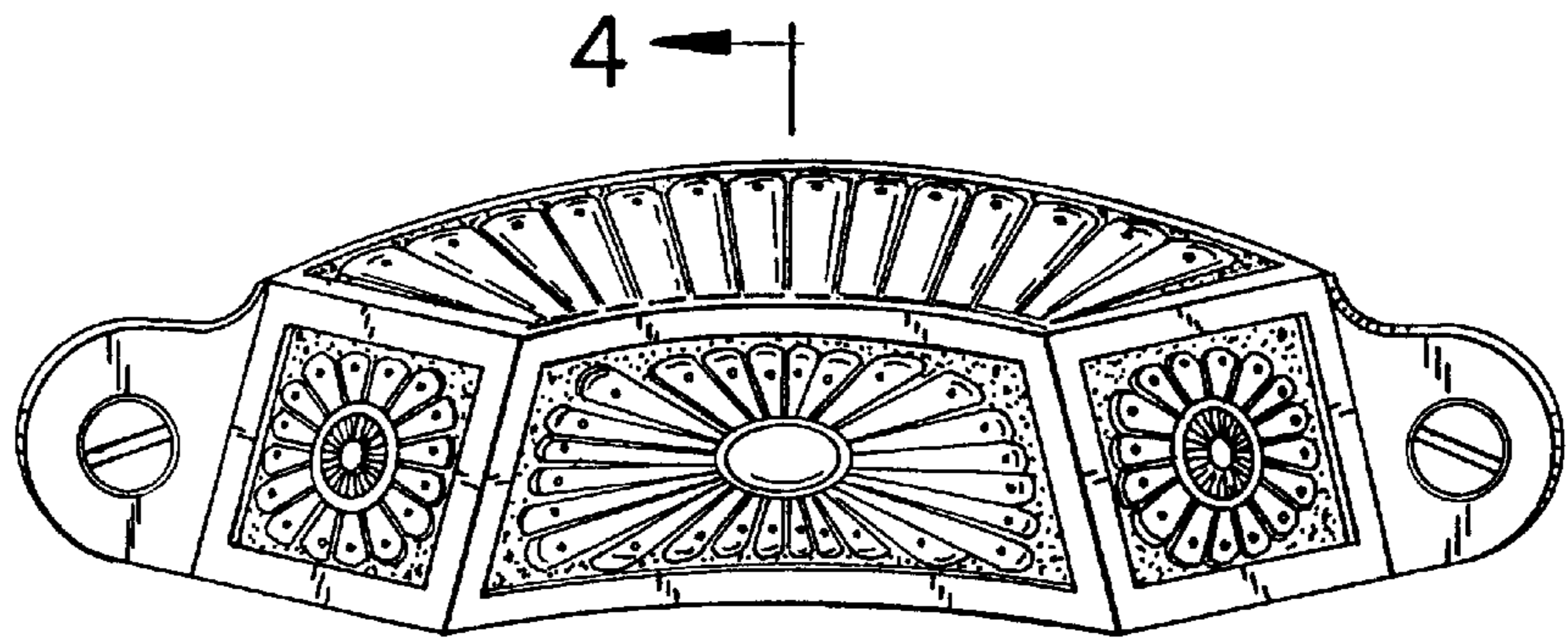


FIG. 3

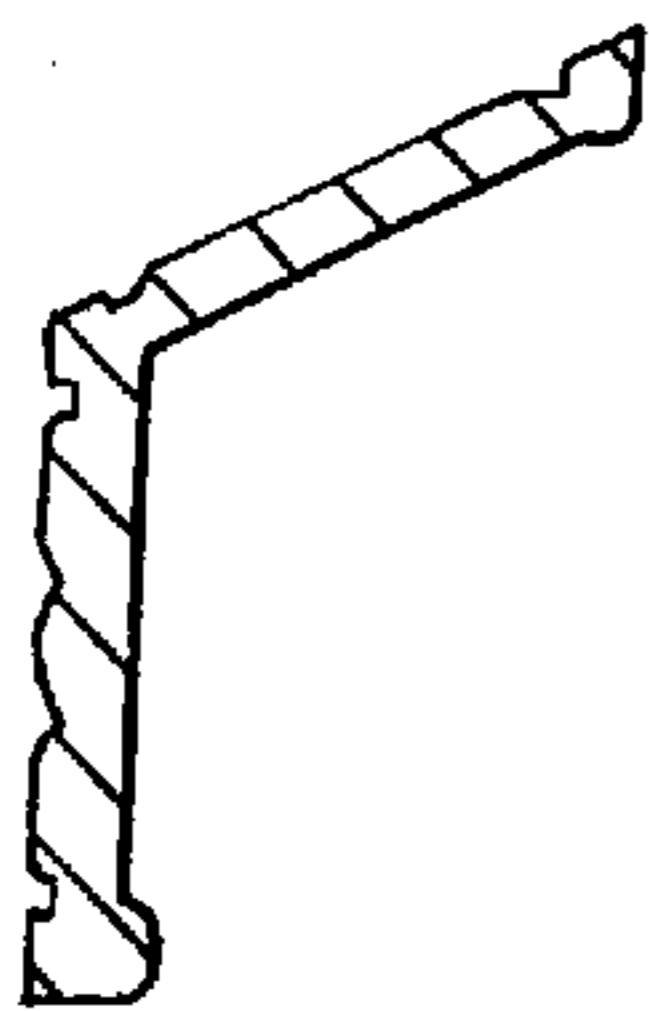


FIG. 4