



US00D409048S

United States Patent [19]

Verkinderen

[11] Patent Number: **Des. 409,048**

[45] Date of Patent: **** May 4, 1999**

[54] **BELGIUM COOKIE IRON**

[76] Inventor: **Dan Verkinderen**, 207 English Box
235, Ghent, Minn. 56239

[**] Term: **14 Years**

[21] Appl. No.: **29/061,462**

[22] Filed: **Oct. 24, 1996**

[51] **LOC (6) Cl.** **07-02**

[52] **U.S. Cl.** **D7/410**

[58] **Field of Search** D7/354-361, 409,
D7/410; 99/324, 422; 206/557, 564; 126/1 R,
25 R, 29, 337 R, 390

[56] **References Cited**

U.S. PATENT DOCUMENTS

D. 239,691	4/1976	Ashton	D7/388
D. 258,212	2/1981	Negrete	D7/409
2,534,407	12/1950	Bramberry	126/390
5,415,844	5/1995	Moore	422/104

Primary Examiner—Caron D. Veynar


[57] **CLAIM**

The ornamental design for a Belgium cookie iron, as shown.

DESCRIPTION

FIG. 1 is a front, right, top perspective view of the Belgium cookie iron of the present invention;
 FIG. 2 is a front elevational view of the Belgium cookie iron of the present invention;
 FIG. 3 is a rear perspective view of the Belgium cookie iron of the present invention drawn on a reduced scale;
 FIG. 4 is a rear elevational view of the Belgium cookie iron of FIG. 1;
 FIG. 5 is a right side elevational view of the Belgium cookie iron of FIG. 1;
 FIG. 6 is a left side elevational view of the Belgium cookie iron of FIG. 1;
 FIG. 7 is a top plan view of the Belgium cookie iron of FIG. 1; and,
 FIG. 8 is a bottom plan view of the Belgium cookie iron of FIG. 1.

1 Claim, 3 Drawing Sheets






FIG. 1




FIG. 2

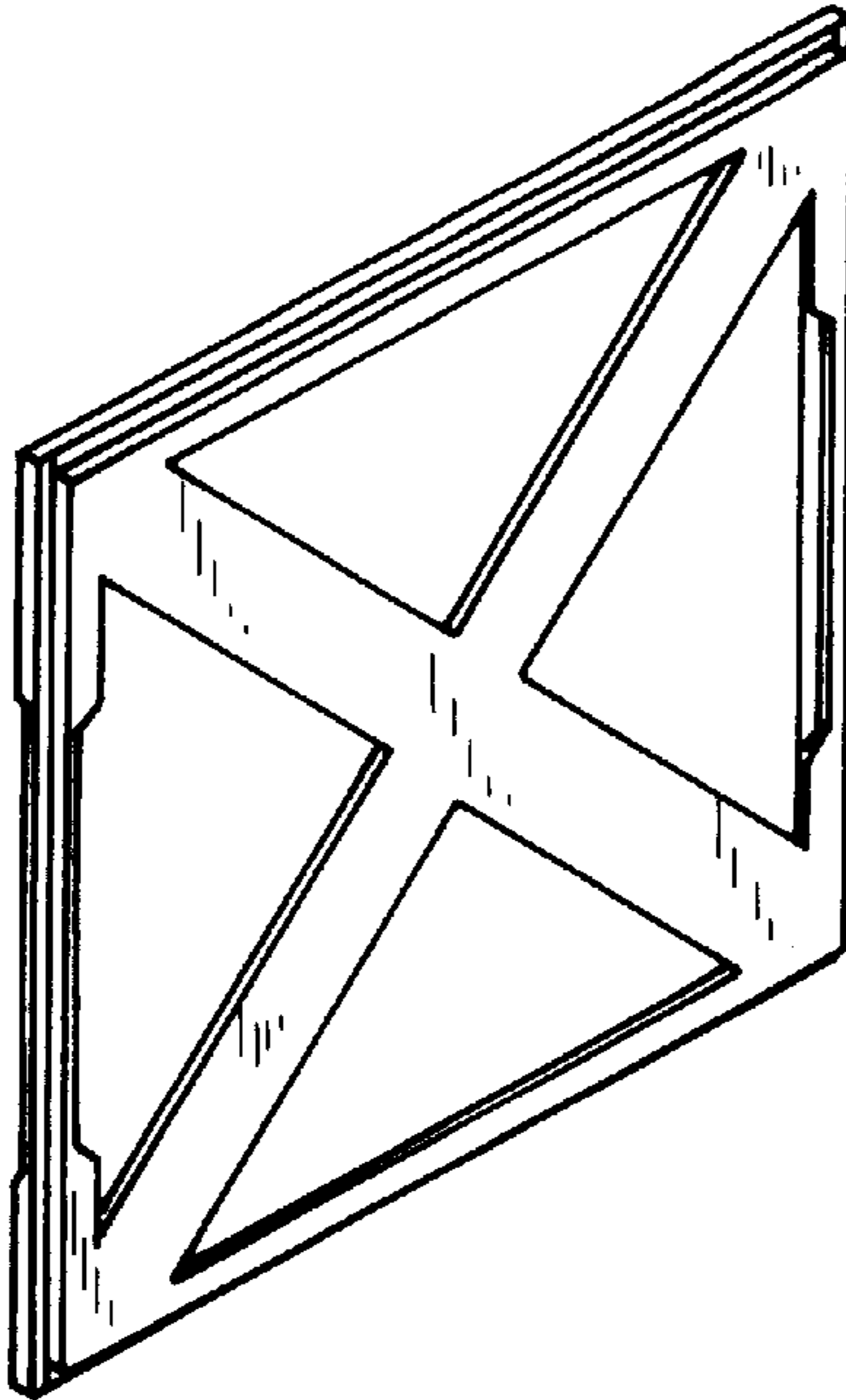


FIG. 3

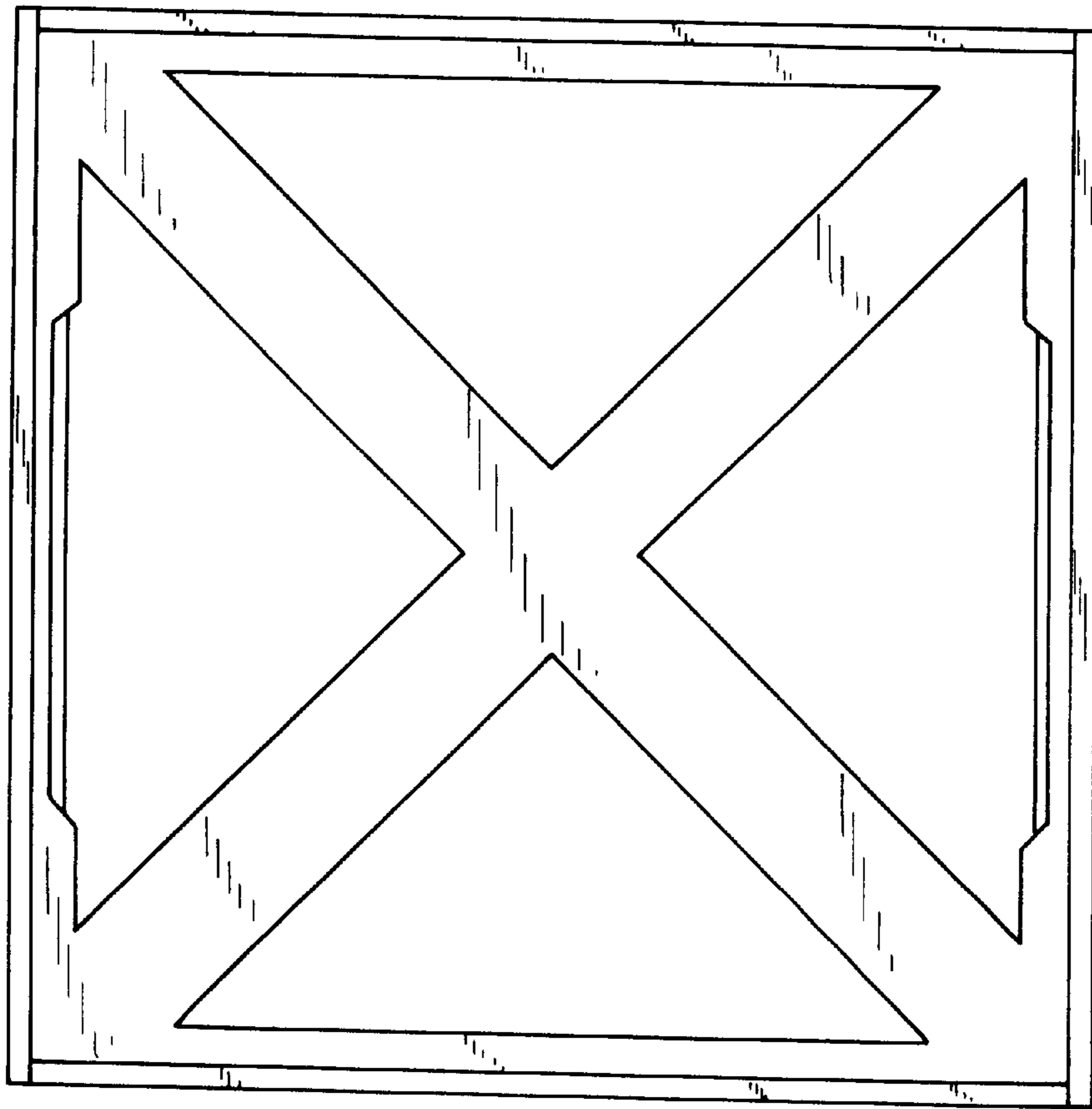


FIG. 4

FIG. 5



FIG. 6



FIG. 7

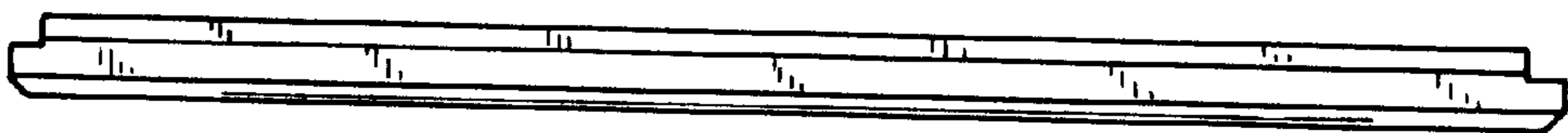


FIG. 8

