



US00D409005S

# United States Patent [19] Knight

[11] Patent Number: **Des. 409,005**

[45] Date of Patent: **\*\* May 4, 1999**

[54] **MARTIAL ARTS BELT DISPLAY RACK**

[76] Inventor: **Garry J. Knight**, 2392 First Street  
Burlington, Ontario, Canada, L7R 1C4

[\*\*] Term: **14 Years**

[21] Appl. No.: **29/080,232**

[22] Filed: **Dec. 4, 1997**

[51] **LOC (6) Cl.** ..... **06-08**

[52] **U.S. Cl.** ..... **D6/320; D6/570**

[58] **Field of Search** ..... D6/320, 552, 570,  
D6/571; 211/60.1, 853, 85.2, 87.01

*Primary Examiner*—B. J. Bullock

[57] **CLAIM**

The ornamental design for a martial arts belt display rack, as shown.

**DESCRIPTION**

FIG. 1 is a front elevational view of the martial arts belt display rack of the present invention;

FIG. 2 is a back elevational view of the martial arts belt display rack of FIG. 1;

FIG. 3 is a left side elevational view of the martial arts belt display rack of FIG. 1;

FIG. 4 is a right side elevational view of the martial arts belt display rack of FIG. 1;

FIG. 5 is a top plan view of the martial arts belt display rack of FIG. 1; and,

FIG. 6 is a bottom plan view of the martial arts belt display rack of FIG. 1.

[56] **References Cited**

**U.S. PATENT DOCUMENTS**

- D. 168,542 1/1953 Grzesiowski .
- D. 321,452 11/1991 Davis .
- D. 331,344 12/1992 Williams .
- D. 337,466 7/1993 Moser .
- D. 338,127 8/1993 Bass et al. .

**1 Claim, 3 Drawing Sheets**

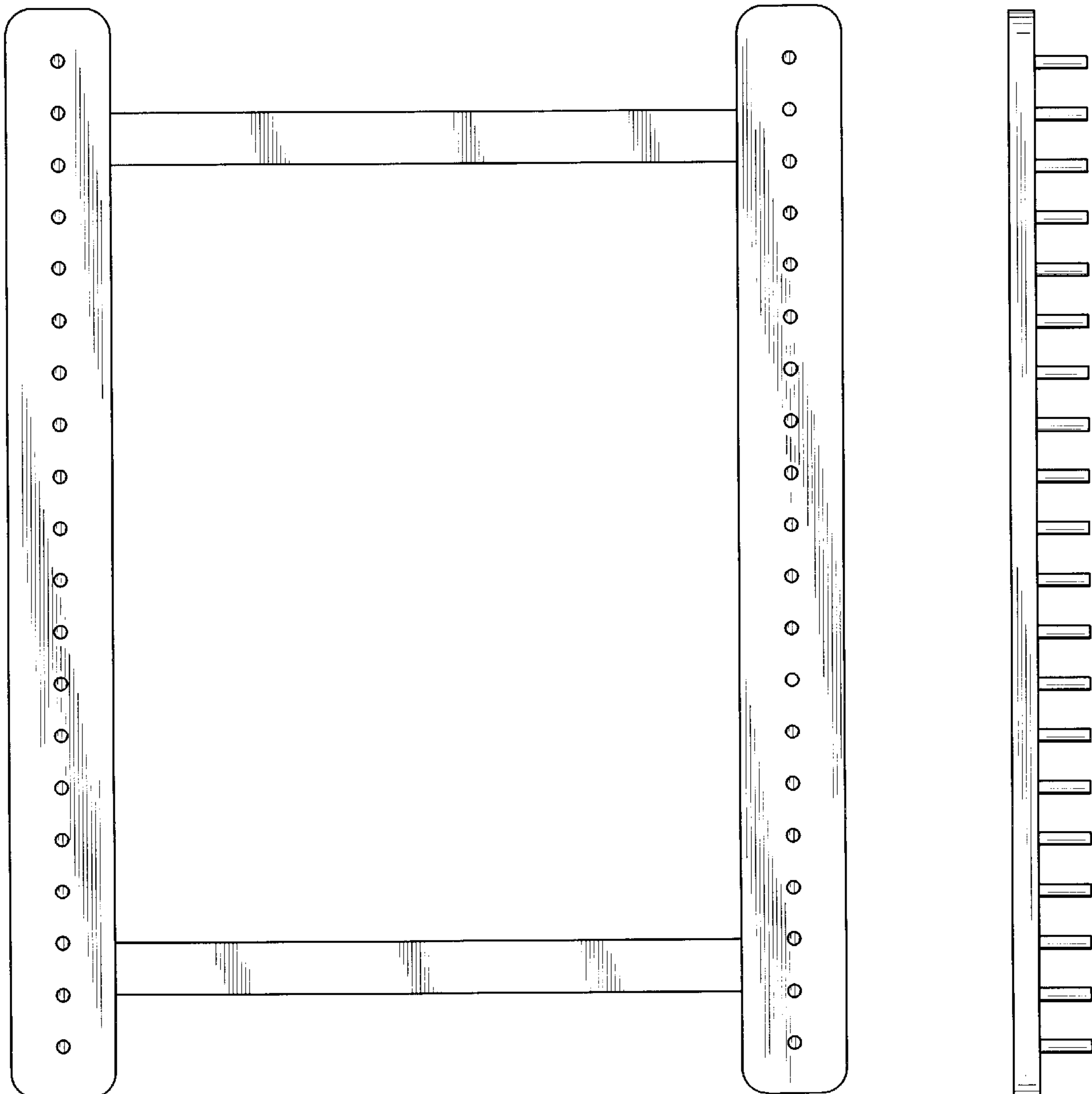
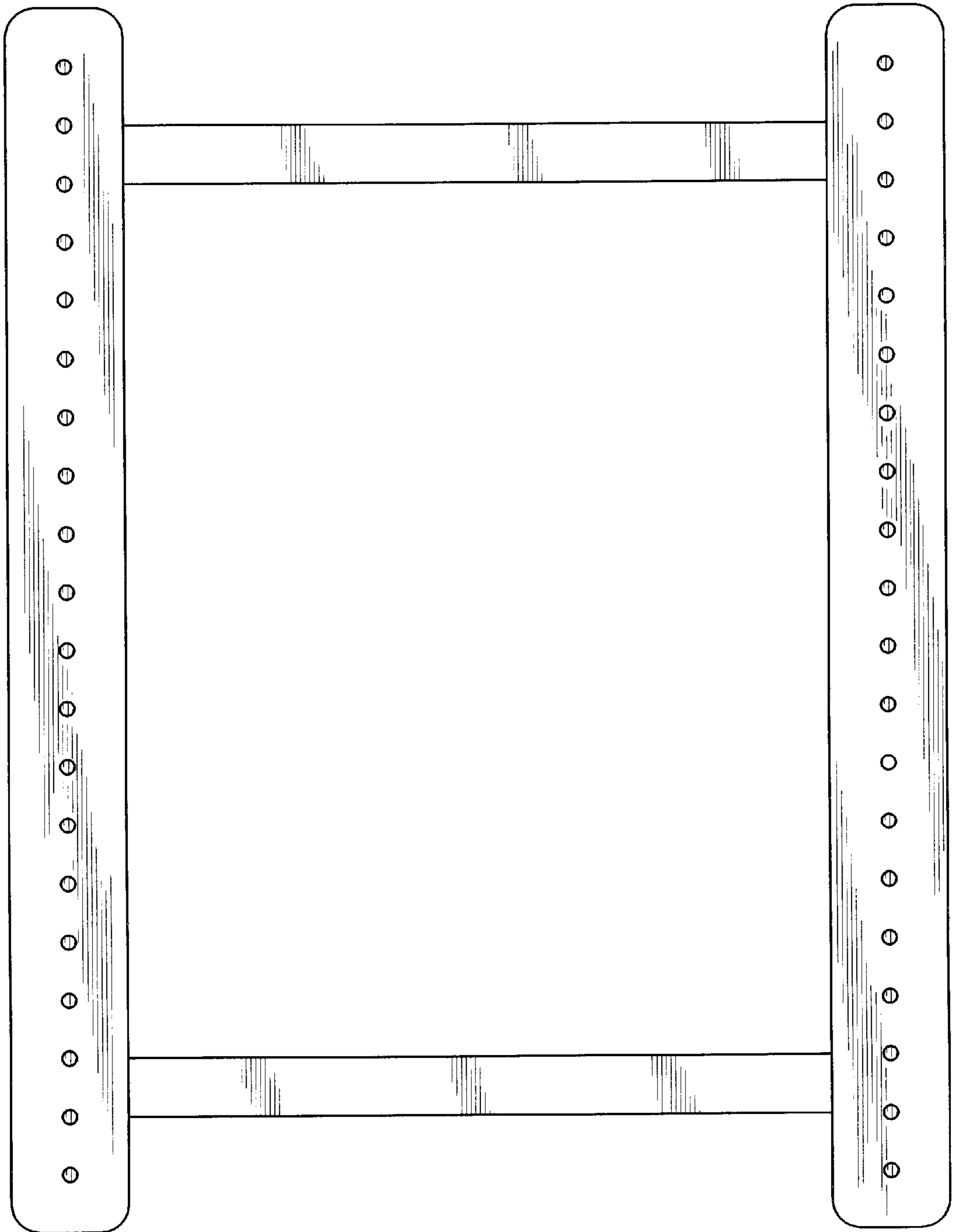


FIG. 1



*FIG. 2*




FIG. 3

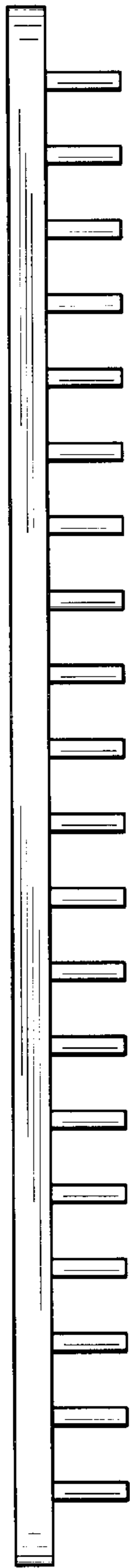


FIG. 4

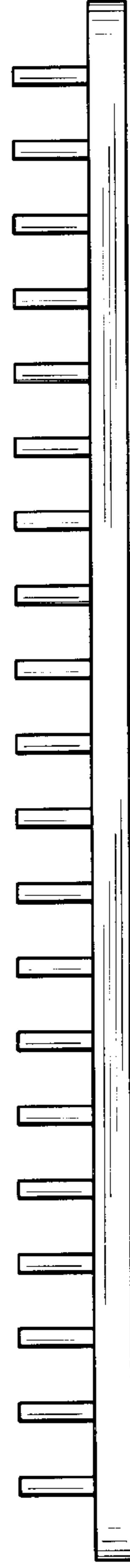


FIG. 5



FIG. 6

