



US00D408995S

United States Patent [19] Kruse

[11] Patent Number: **Des. 408,995**

[45] Date of Patent: **** May 4, 1999**

[54] SOAP SACK

[76] Inventor: **Gary Lee Kruse**, 137 Amy St.,
Longview, Tex. 75605

[**] Term: **14 Years**

[21] Appl. No.: **29/068,864**

[22] Filed: **Apr. 3, 1997**

[51] LOC (6) Cl. **03-01**

[52] U.S. Cl. **D3/303**

[58] Field of Search D3/290, 303; D9/305;
383/95, 113, 907; D6/601, 610, 611; 2/247;
224/658

[56] **References Cited**

U.S. PATENT DOCUMENTS

D. 372,858	8/1996	Sunley	D9/305
D. 385,487	10/1997	Gonthier	D9/305
1,693,266	11/1928	Baldwin	D9/305
2,884,979	5/1959	Corbe	383/95
3,485,281	12/1969	Wicks	383/907

3,826,296	7/1974	Morris	383/95
4,186,786	2/1980	Kirkpatrick	D9/305
4,630,312	12/1986	Milstein	383/907
5,326,576	7/1994	Zuege	383/95

Primary Examiner—Philip S. Hyder

[57] **CLAIM**

The ornamental design for a soap sack, as shown.

DESCRIPTION

FIG. 1 is a top plan view of the soap sack of the present invention;
 FIG. 2 is a bottom plan view of the soap sack of FIG. 1;
 FIG. 3 is a right side elevational view of the soap sack of FIG. 1;
 FIG. 4 is a left side elevational view of the soap sack of FIG. 1;
 FIG. 5 is a front elevational view of the soap sack of FIG. 1; and,
 FIG. 6 is a rear elevational view of the soap sack of FIG. 1.

1 Claim, 3 Drawing Sheets




FIG. 1




FIG. 2




FIG. 3

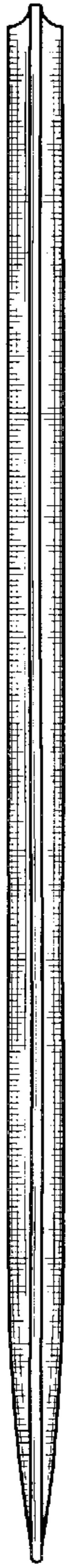


FIG. 4



FIG. 5




FIG. 6

