



US00D408984S

United States Patent [19]
Hardy

[11] **Patent Number: Des. 408,984**

[45] **Date of Patent: ** May 4, 1999**

[54] **PORTION OF A SHOE UPPER**

4,793,075 12/1988 Thatcher .

[75] Inventor: **Alan S. Hardy**, Portland, Oreg.

OTHER PUBLICATIONS

[73] Assignee: **Nike, Inc.**, Beaverton, Oreg.

Nike Footwear Catalog, Spring 1999, pp. M88 and W50. Published Jun. 1998.

[**] Term: **14 Years**

Nike Footwear Catalog, Late Spring 1998, p. 199. Published Sep. 1997.

[21] Appl. No.: **29/099,084**

Nike Footwear Catalog, Holiday 1997, p. 136. Published Mar. 1997.

[22] Filed: **Jan. 13, 1999**

Nike Footwear Catalog, Fall 1997, p. 40. Published Dec. 1996.

[51] **LOC (6) Cl.** **02-99**

Nike Footwear Catalog, Fall 1995, p. 88. Published Nov. 1994.

[52] **U.S. Cl.** **D2/972**

Nike Timing Equipment Catalog, Spring 1999, pp. 1-11. Published Jun. 1998.

[58] **Field of Search** D2/916, 918, 969,
D2/972; 36/11.5, 7.5, 112

Photograph A.

[56] **References Cited**

Primary Examiner—Dominic Simone

Attorney, Agent, or Firm—Banner & Witcoff, Ltd.

U.S. PATENT DOCUMENTS

D. 151,699	11/1948	Lothrop .	
D. 310,290	9/1990	Ringel .	
D. 313,884	1/1991	Beckley	D2/916
D. 332,516	1/1993	Middleton .	
D. 332,517	1/1993	Middleton .	
D. 362,745	10/1995	Skrivanek .	
D. 363,814	11/1995	Tsujino .	
D. 364,497	11/1995	Schelling .	
D. 368,798	4/1996	Tong .	
D. 370,555	6/1996	Tong .	
D. 375,615	11/1996	McDonald .	
D. 379,866	6/1997	Jenkins .	
D. 385,094	10/1997	Hardigan .	
D. 386,605	11/1997	McCourt .	
D. 392,453	3/1998	Bathum .	
1,486,630	3/1924	Burnett	36/11.5
2,114,421	4/1938	Giuffre	36/11.5
4,300,294	11/1981	Riecken .	
4,425,721	1/1984	Spronken	36/11.5

[57] **CLAIM**

The ornamental design for a portion of a shoe upper, as shown and described.

DESCRIPTION

FIG. 1 is a perspective view of a portion of a shoe upper showing my new design;

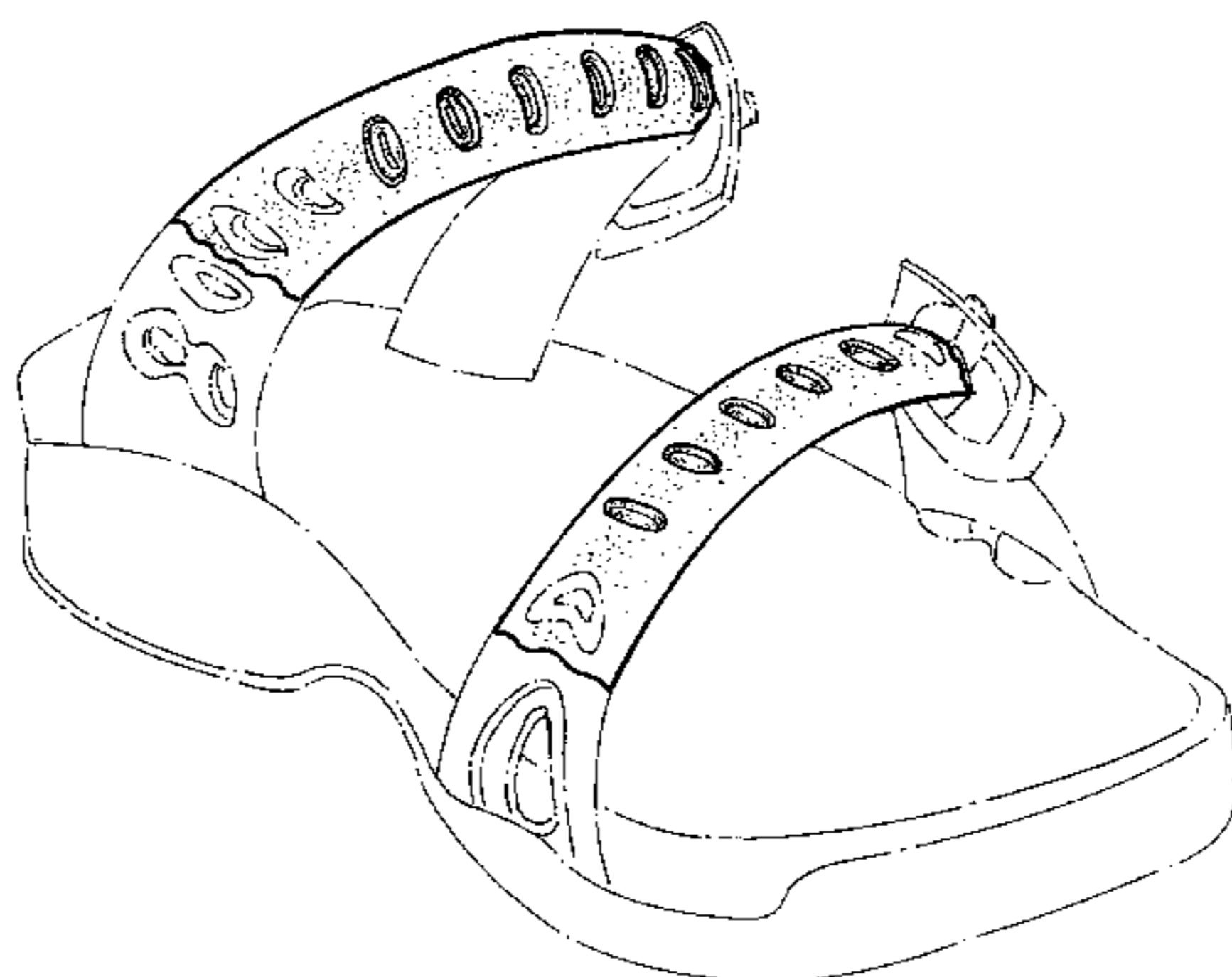
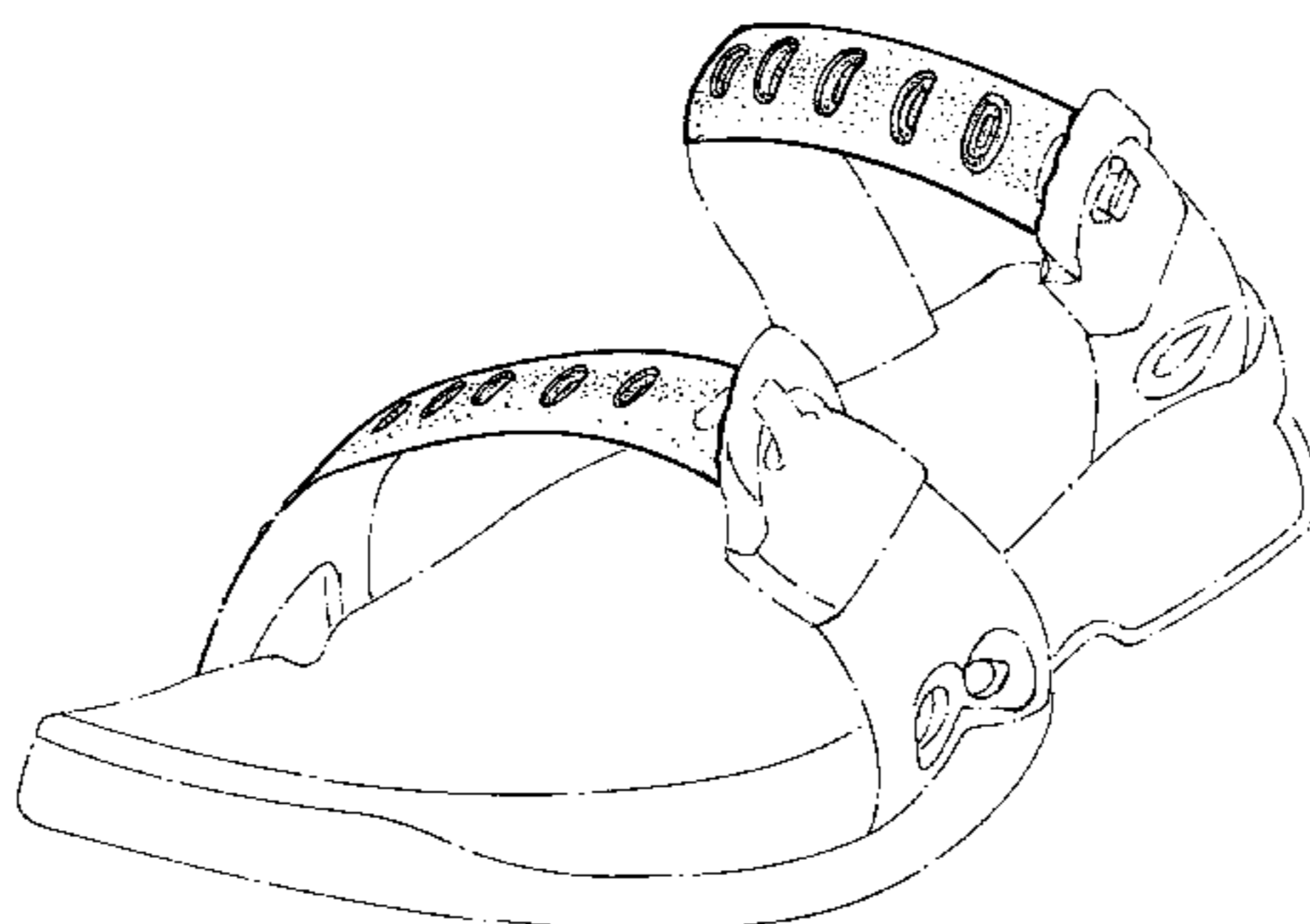
FIG. 2 is a left side view thereof;

FIG. 3 is a right side view thereof; and,

FIG. 4 is a top plan view thereof.

The uneven broken line showing of the perforations at the ends of the claimed region of the shoe is for illustrative purposes only and form no part of the claimed design.

1 Claim, 4 Drawing Sheets



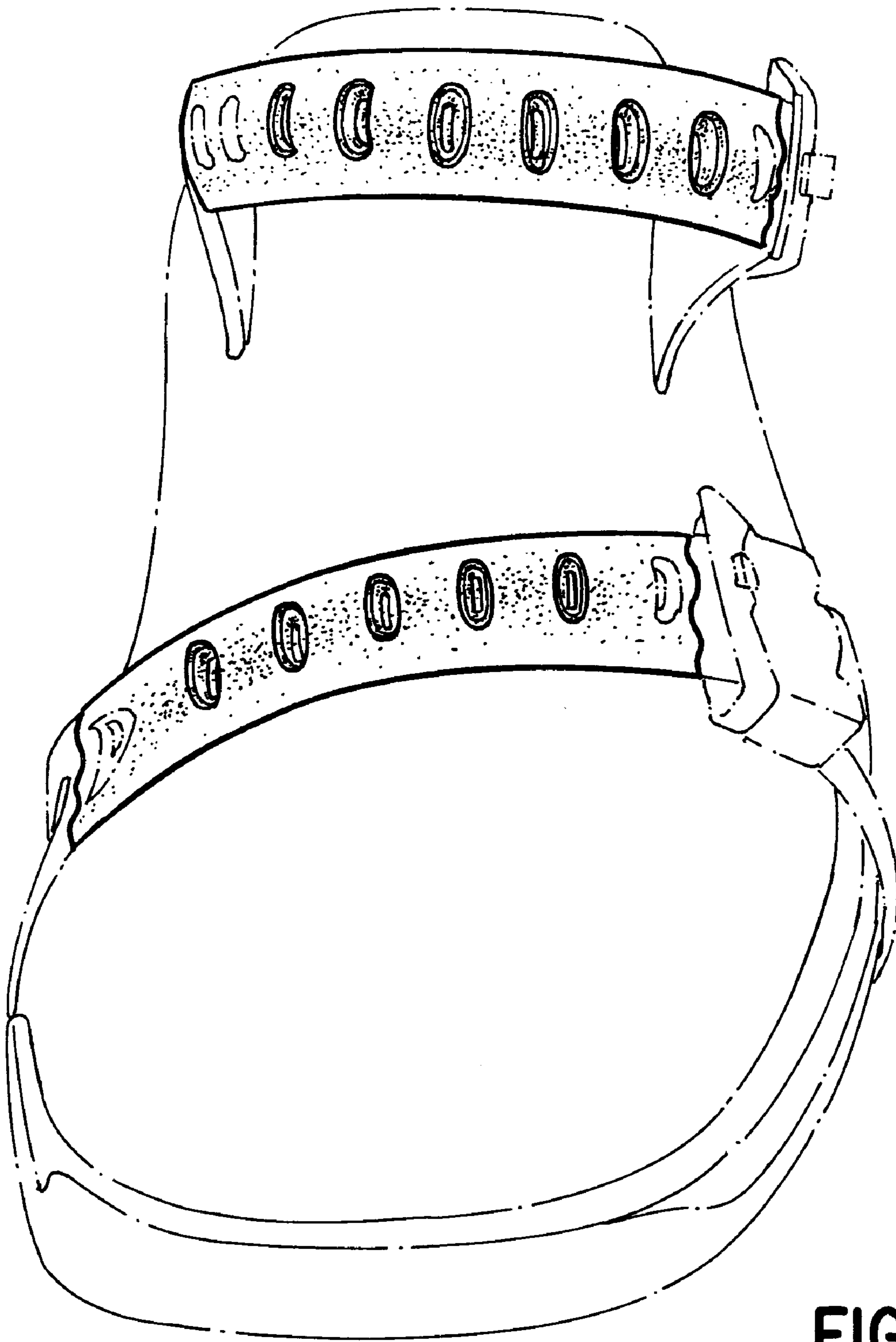


FIG. 1

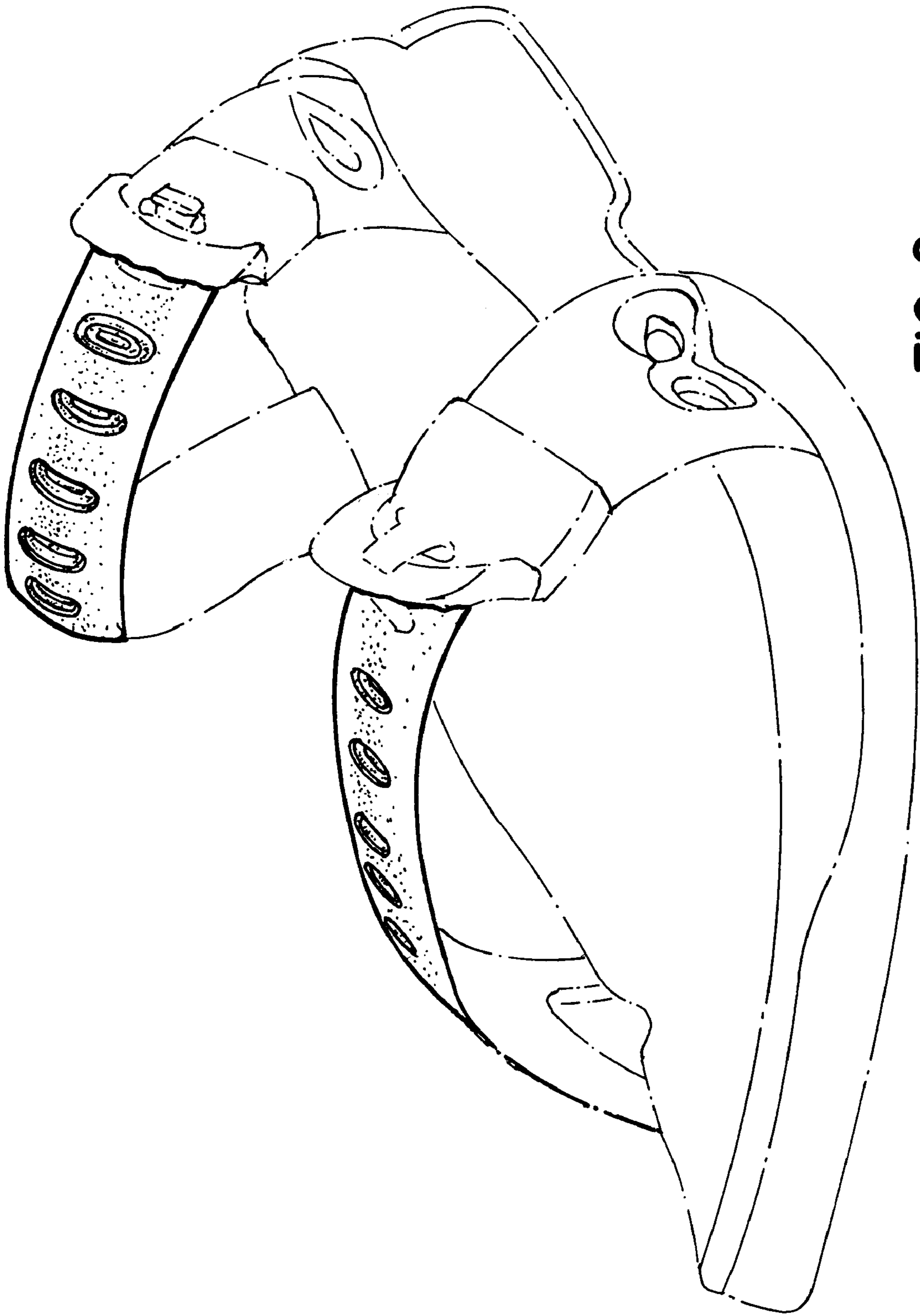


FIG. 2

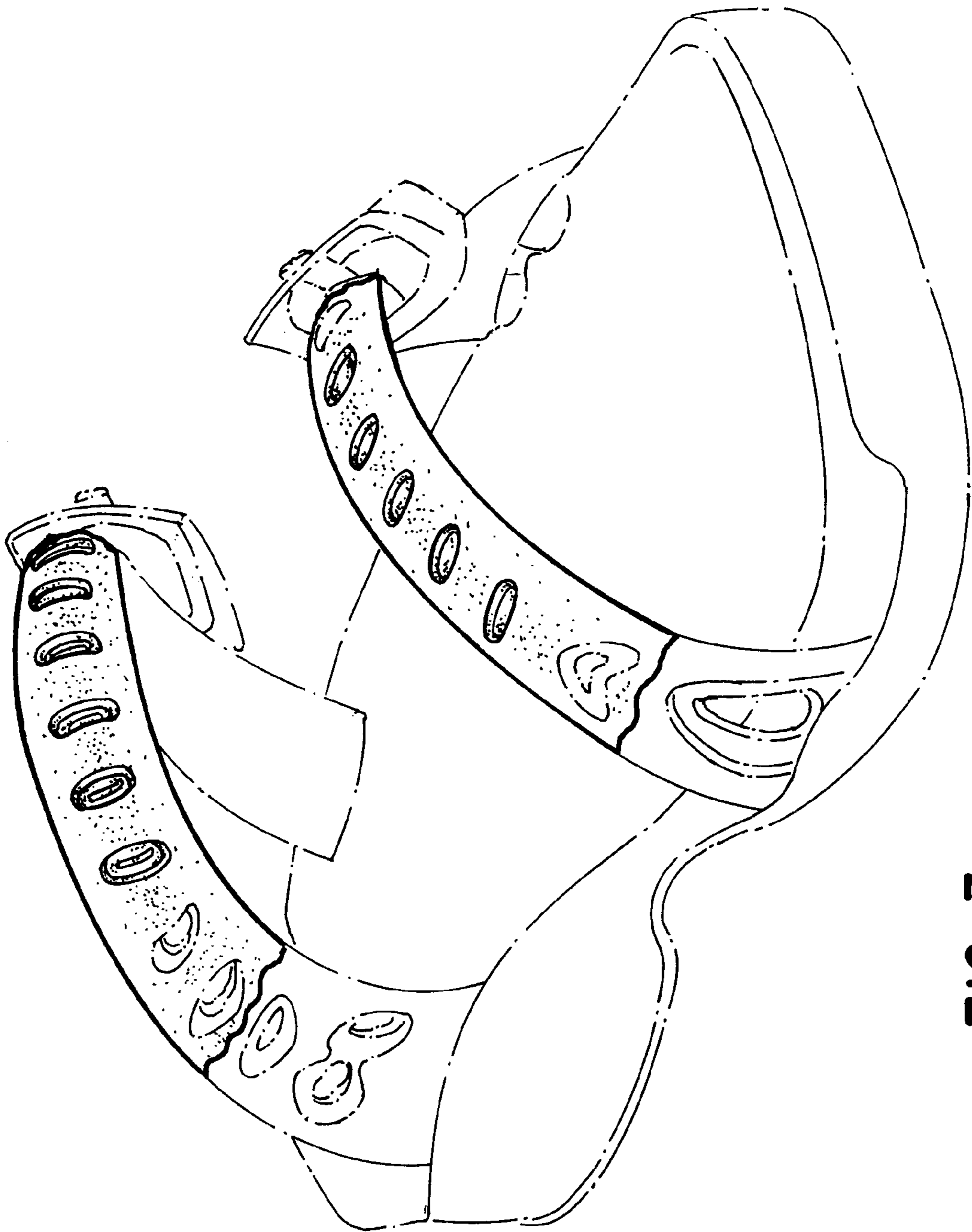


FIG. 3

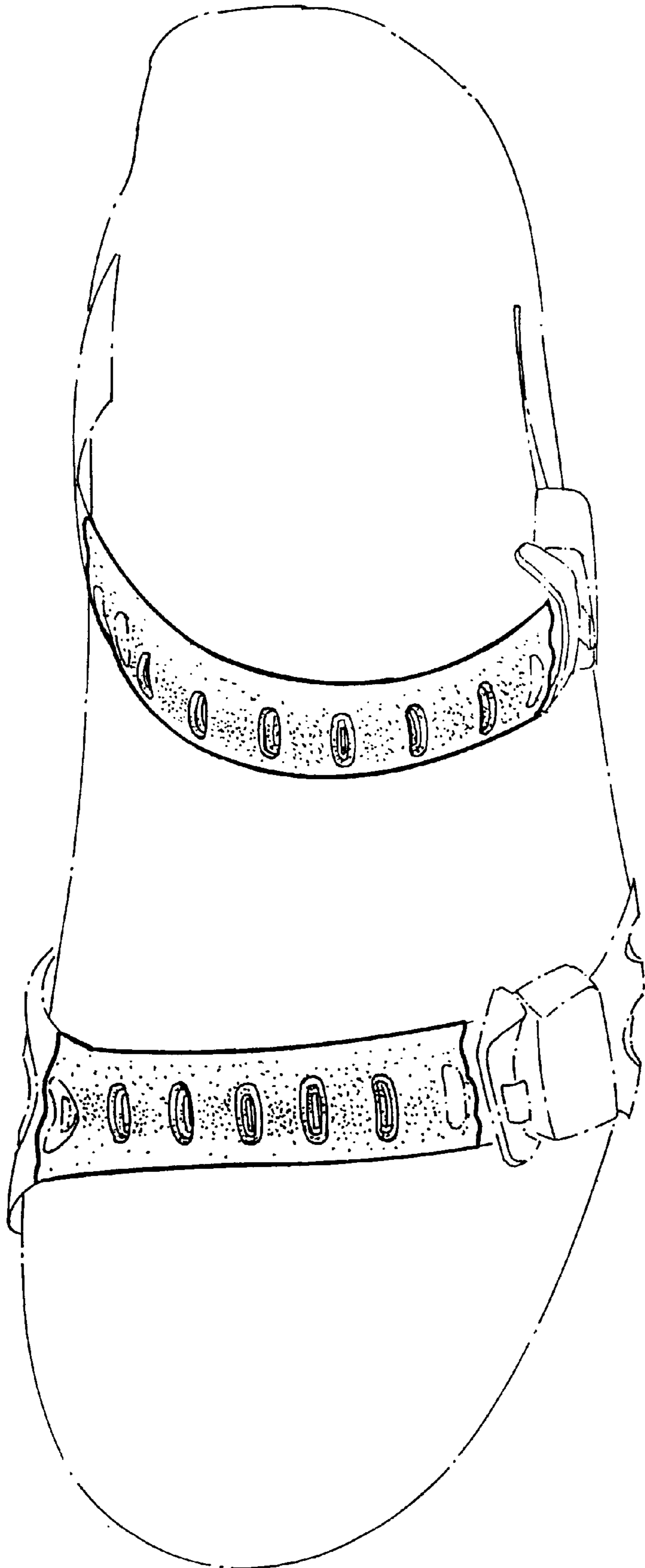


FIG. 4