



US00D408975S

United States Patent [19]

Lotti

[11] Patent Number: **Des. 408,975**

[45] Date of Patent: **** May 4, 1999**

[54] **BOTTOM SURFACE PORTION OF A SHOE OUTSOLE**

[75] Inventor: **Martin M. Lotti**, Hillsboro, Oreg.

[73] Assignee: **Nike, Inc.**, Beaverton, Oreg.

[**] Term: **14 Years**

[21] Appl. No.: **29/099,587**

[22] Filed: **Jan. 25, 1999**

[51] **LOC (6) Cl.** **02-04**

[52] **U.S. Cl.** **D2/955; D2/951; D2/954; D2/957; D2/959; D2/960**

[58] **Field of Search** D2/896, 897, 902, D2/906, 908, 909, 914, 916, 919, 946-962, 964, 977; 36/3 B, 11.5, 12-15, 25 R, 28, 32 R, 44, 59 C, 66, 75 R, 76 R, 85, 101, 103, 104, 106, 113-115, 124, 126, 127-130

[56] **References Cited**

U.S. PATENT DOCUMENTS

D. 61,453	9/1922	Todd	D2/955
D. 160,561	10/1950	Steinhilber	D2/955
D. 248,192	6/1978	Stevenson	D2/908
D. 248,193	6/1978	Edmonds	D2/955
D. 250,918	1/1979	Dolinsky	.	
D. 255,175	6/1980	Iwakata	.	
D. 255,286	6/1980	Fuzita	.	
D. 256,179	8/1980	Famolare, Jr.	.	
D. 262,327	12/1981	Foster	.	
D. 265,605	8/1982	Batra	.	
D. 303,871	10/1989	Driscoll	D2/955
D. 309,369	7/1990	Issler	D2/956
D. 321,589	11/1991	Merk et al.	D2/954
D. 321,976	12/1991	Kiyosawa	.	
D. 324,133	2/1992	Mitsui	.	
D. 324,604	3/1992	Hoshimi	.	
D. 332,690	1/1993	Truelsen	.	

D. 368,795	4/1996	Tanaka et al.	.	
D. 388,596	1/1998	Lozano	.	
D. 391,046	2/1998	Blakeslee	.	
D. 392,450	3/1998	Hardy	D2/960
D. 398,746	9/1998	Rask	.	
D. 399,343	10/1998	Egelja et al.	.	
D. 404,900	2/1999	Lupo	.	
D. 405,595	2/1999	Kayano	.	

OTHER PUBLICATIONS

Nike Footwear Catalog, Holiday 1998, pp. M111 and W39. Published Mar. 1998.
 Nike Footwear Catalog, Fall 1998, p. 114. Published Dec. 1997.
 Nike Footwear Catalog, Late Spring 1998, pp. 64 and 72. Published Sep. 1997.
 Nike Footwear Catalog, Holiday 1997, pp. 102 and 126. Published Mar. 1997.
 Nike Footwear Catalog, Late Spring 1997, p. 28. Published Sep. 1996.

Primary Examiner—Celia Murphy
Attorney, Agent, or Firm—Banner & Witcoff, Ltd.

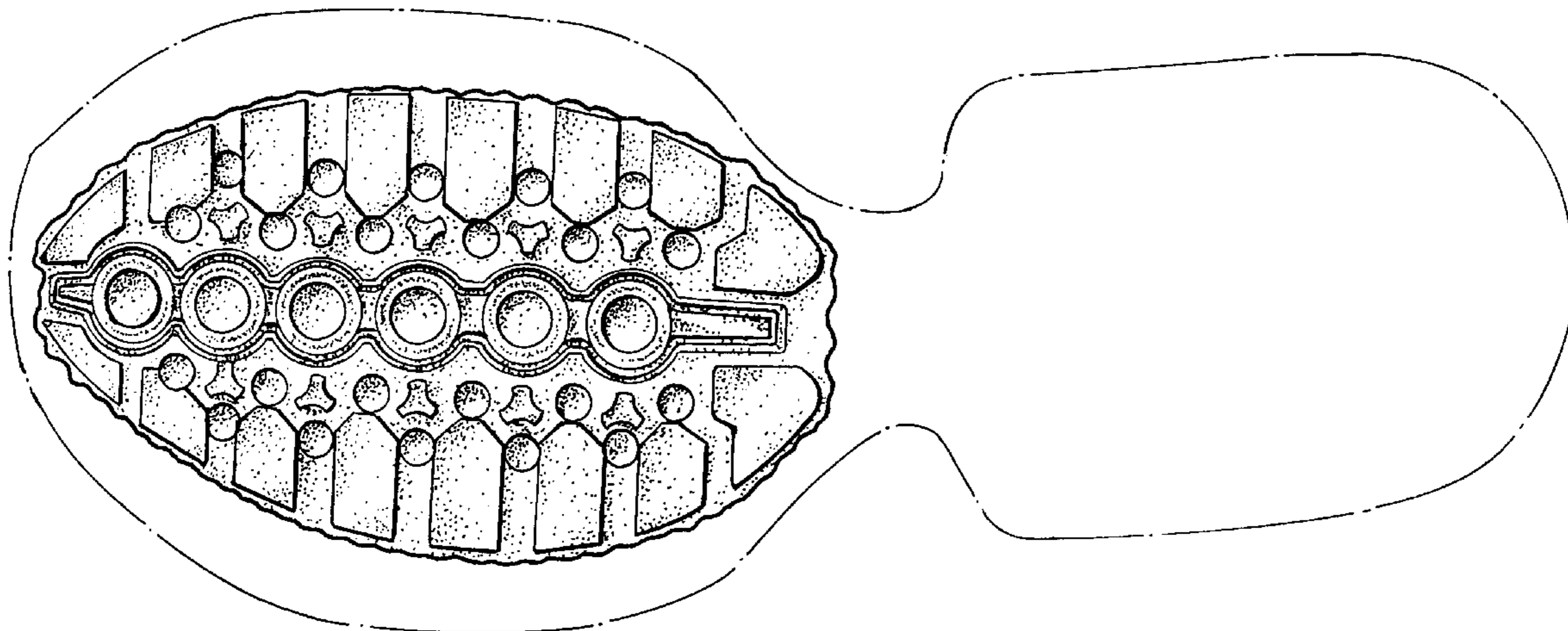
[57] **CLAIM**

The ornamental design for a bottom surface portion of a shoe outsole, as shown and described.

DESCRIPTION

FIG. 1 is a bottom plan view of a bottom surface portion of a shoe outsole showing my new design;
 FIG. 2 is a left rear perspective view thereof;
 FIG. 3 is a right rear perspective view thereof; and,
 FIG. 4 is a front perspective view thereof.
 The uneven broken line showing of the remainder of the shoe outsole is for illustrative purposes only and forms no part of the claimed design.

1 Claim, 3 Drawing Sheets



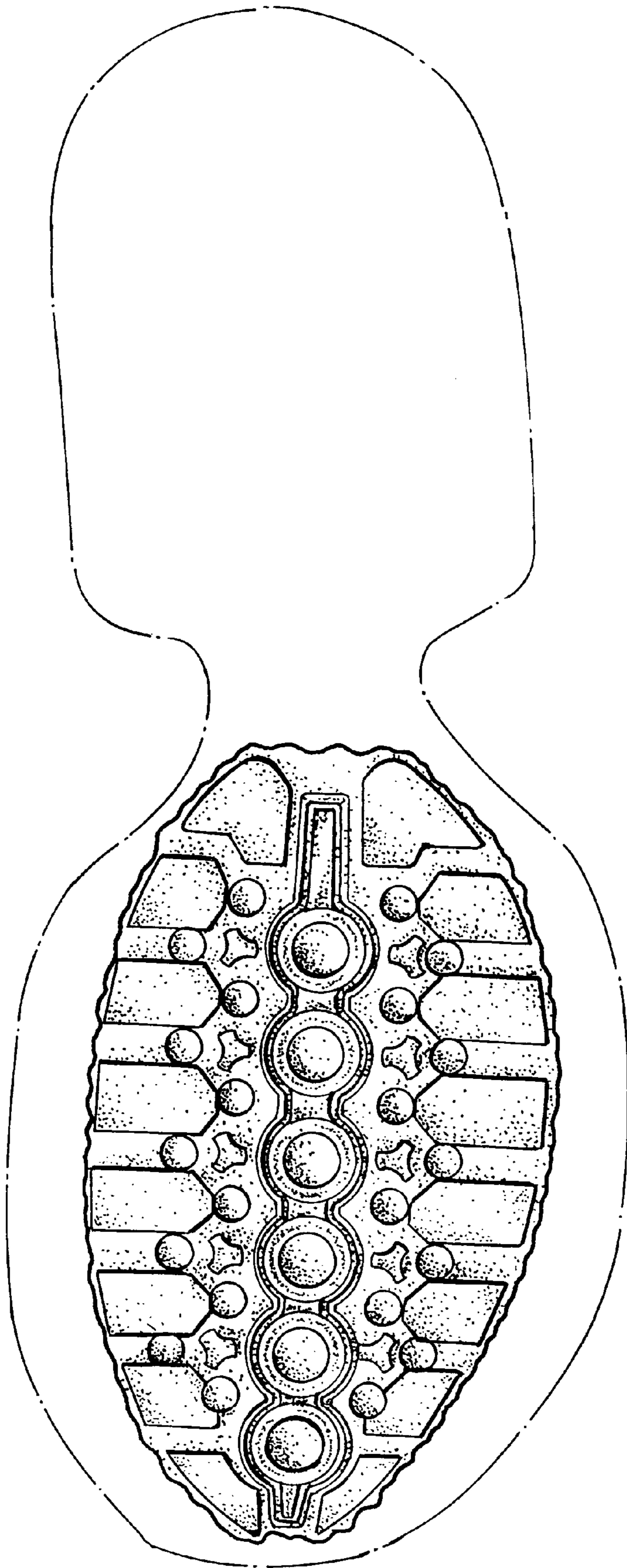


FIG. 1

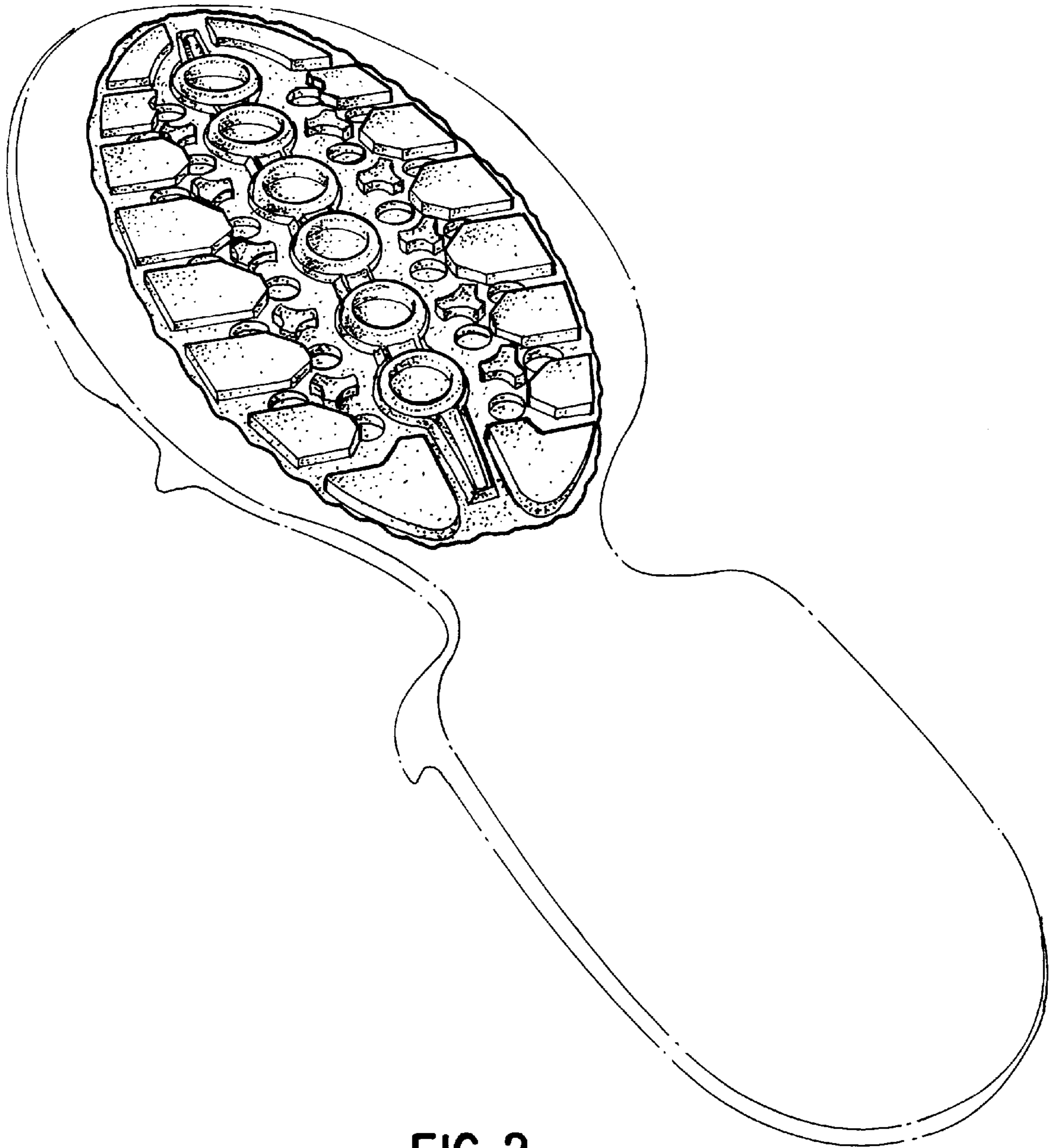


FIG. 2

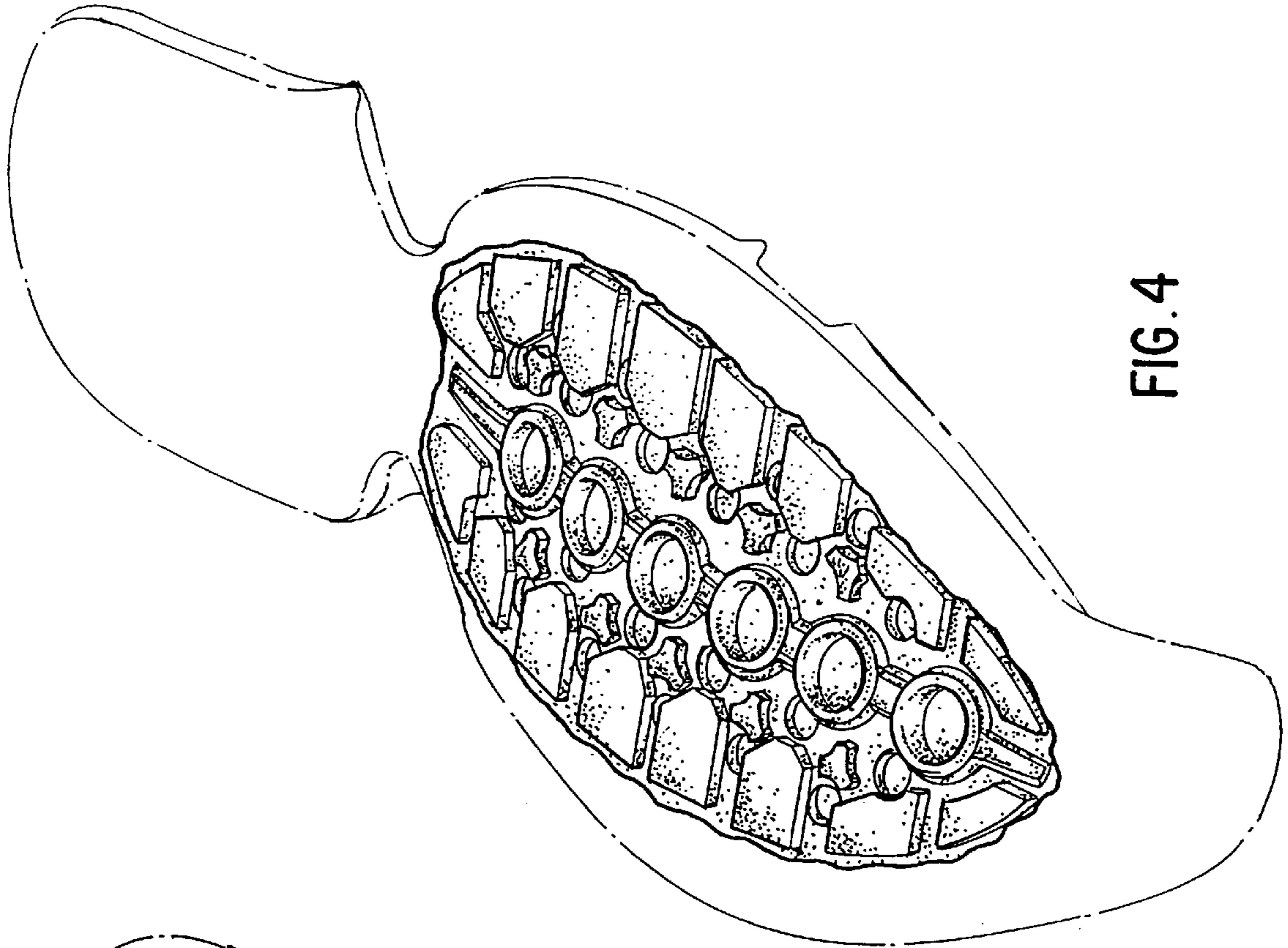


FIG. 4

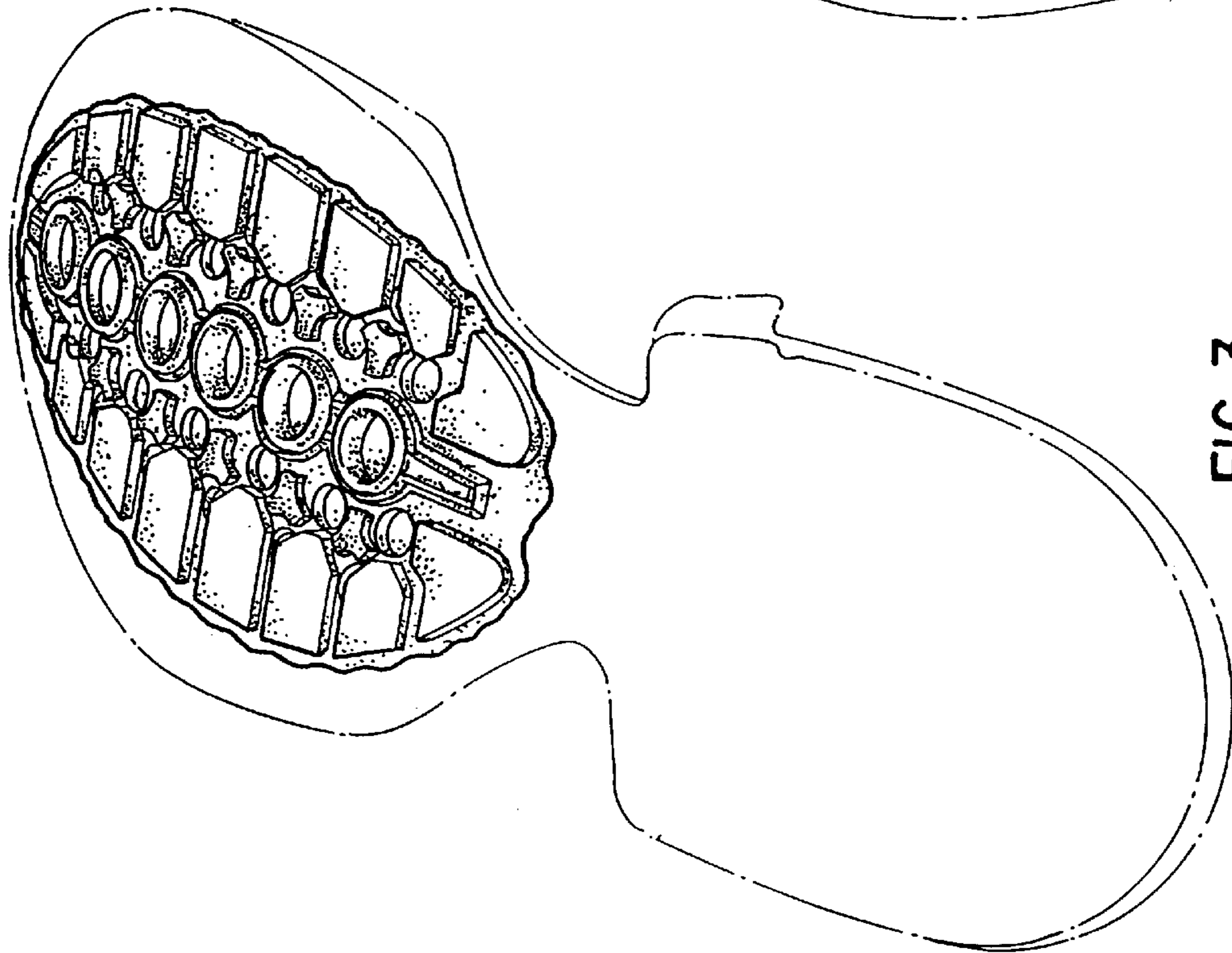


FIG. 3