



US00D408974S

# United States Patent [19] Clarke

[11] Patent Number: **Des. 408,974**

[45] Date of Patent: **\*\* May 4, 1999**

[54] **PORTION OF A SHOE OUTSOLE**

[75] Inventor: **Richard D. Clarke**, Portland, Oreg.

[73] Assignee: **Nike, Inc.**, Beaverton, Oreg.

[\*\*] Term: **14 Years**

[21] Appl. No.: **29/098,982**

[22] Filed: **Jan. 8, 1999**

[51] **LOC (6) Cl.** ..... **02-04**

[52] **U.S. Cl.** ..... **D2/954; D2/951; D2/957; D2/960**

[58] **Field of Search** ..... D2/896, 897, 902, D2/906, 908, 909, 914, 916, 919, 946-962, 964, 977; 36/3 B, 11.5, 12-15, 25 R, 28, 32 R, 44, 59 C, 66, 75 R, 76 R, 85, 101, 103, 104, 106, 113-115, 124, 126, 127-130

[56] **References Cited**

**U.S. PATENT DOCUMENTS**

D. 287,661	1/1987	Tonkel	.....	D2/957
D. 288,027	2/1987	Tonkel	.....	D2/957
D. 293,502	1/1988	Hase	.....	D2/955
D. 294,077	2/1988	Kiyosawa et al.	.....	D2/956
D. 303,317	9/1989	Nakano	.....	D2/955
D. 303,871	10/1989	Driscoll	.....	D2/955
D. 303,996	10/1989	Feller	.....	D2/955
D. 317,826	7/1991	Austin	.....	D2/957
D. 329,130	9/1992	Yoon	.....	D2/954
D. 348,146	6/1994	Nakano	.....	D2/957
D. 378,241	3/1997	Featherston et al.	..	
D. 386,592	11/1997	Lucas	.	
D. 392,438	3/1998	Backus	.	
D. 393,342	4/1998	Cass	.	

**FOREIGN PATENT DOCUMENTS**

8701933 7/1988 Germany .

**OTHER PUBLICATIONS**

Nike Footwear Catalog, Spring 1999, pp. M39, M80, M118, M119 and W45. Published Jun. 1998.  
 Nike Footwear Catalog, Spring 1996, p. 59, Published Jun. 1995.  
 Nike Footwear Catalog, Holiday 1993, p. 32. Published Mar. 1993.  
 Nike Footwear Catalog, Spring 1993, p. 72, Published Jun. 1992.  
 Nike Footwear Catalog, Spring 1992, p. 124. Published Jun. 1991.  
 Nike Footwear Catalog, Fall 1991, p. 36. Published Dec. 1990.

*Primary Examiner*—Celia Murphy  
*Attorney, Agent, or Firm*—Banner & Witcoff, Ltd.

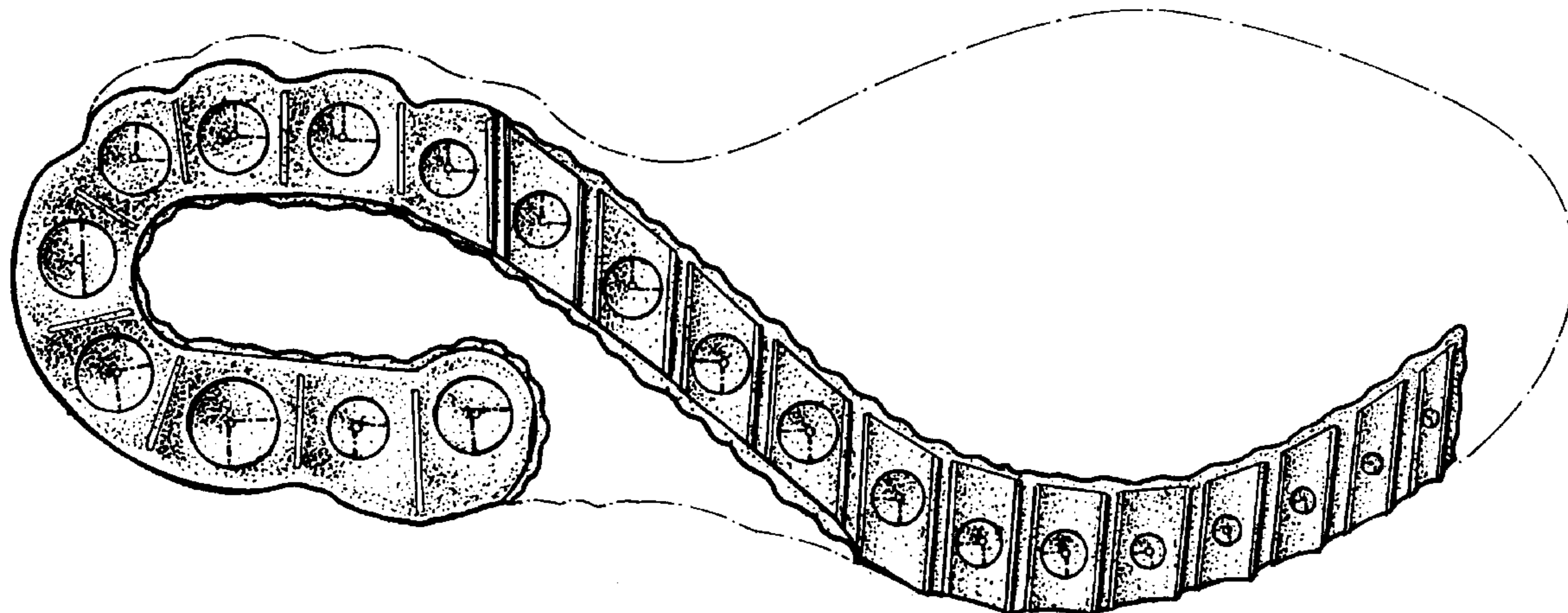
[57] **CLAIM**

The ornamental design for a portion of a shoe outsole, as shown and described.

**DESCRIPTION**

FIG. 1 is a plan view of a portion of a shoe outsole showing my new design;  
 FIG. 2 is a lateral front perspective view thereof;  
 FIG. 3 is a lateral rear perspective view thereof; and,  
 FIG. 4 is a medial rear perspective view thereof.  
 The broken lines showing a shoe and wedge shapes within the circular shapes throughout the views are for illustrative purposes only and form no part of the claimed design.

**1 Claim, 4 Drawing Sheets**



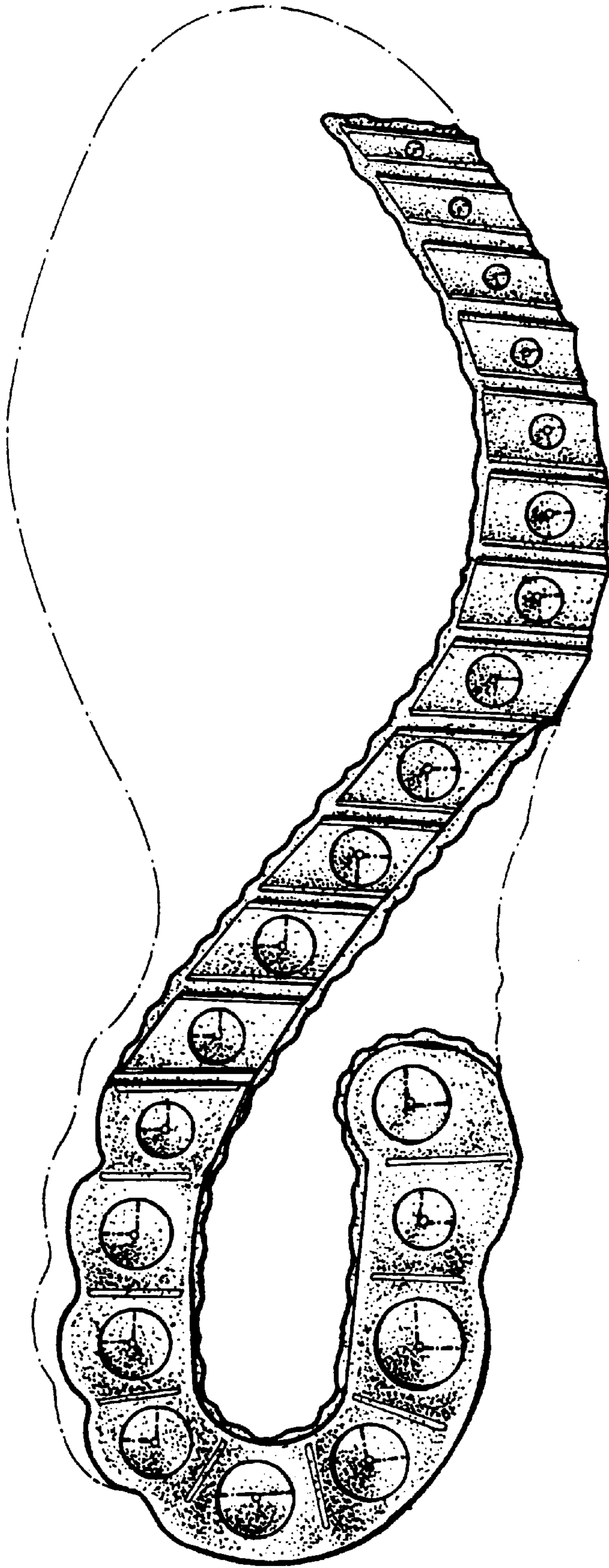


FIG. 1

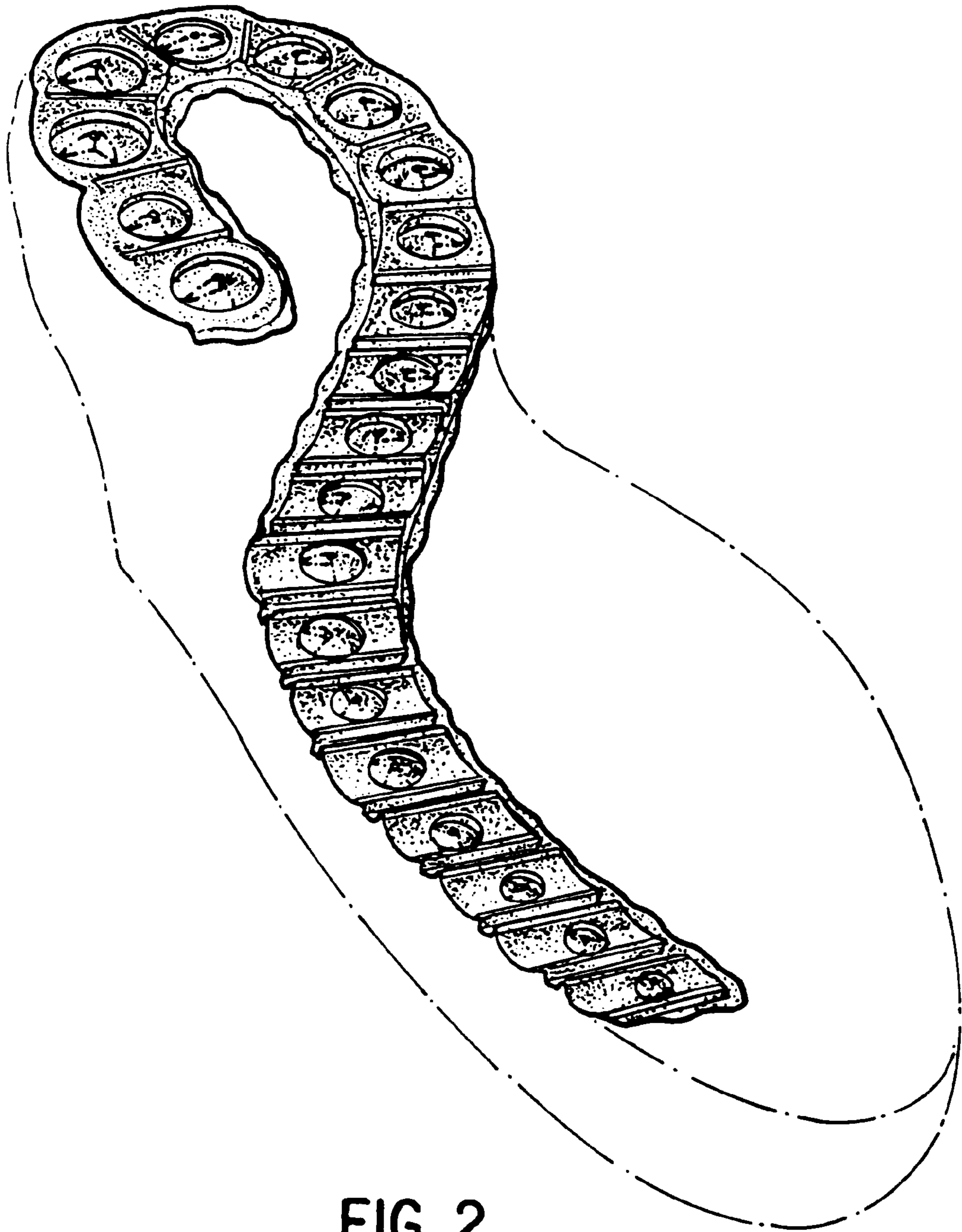


FIG. 2

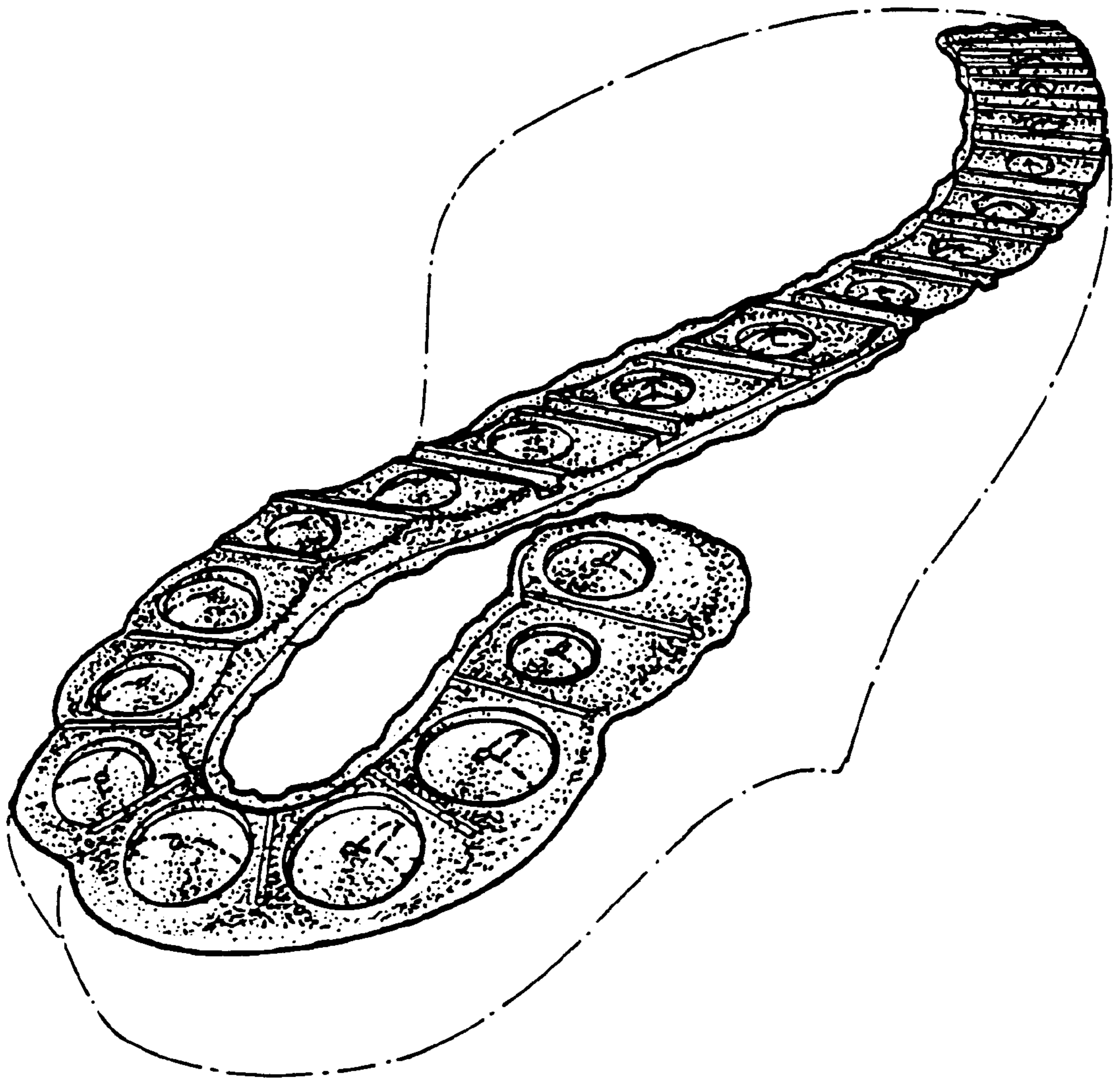


FIG. 3

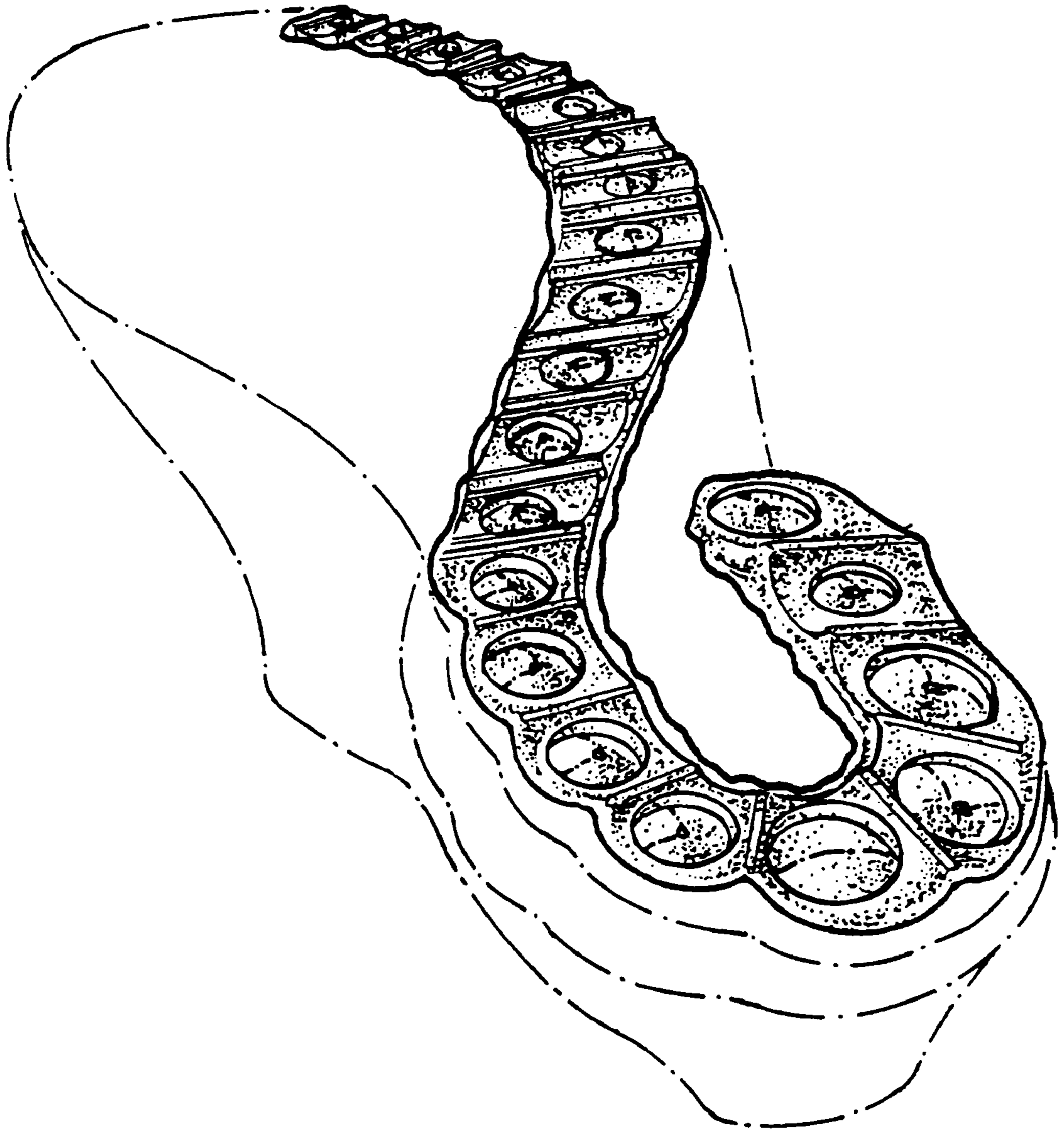


FIG. 4