



US00D408969S

United States Patent [19]

Bingham et al.

[11] **Patent Number: Des. 408,969**

[45] **Date of Patent: ** May 4, 1999**

[54] **CAP THAT TRANSFORMS INTO A BERET OR VISOR**

[75] Inventors: **Alvester Bingham; Shirley Bingham**, both of P.O. Box 308, M^cGehee, Ark. 71654

[73] Assignees: **Alvester Bingham; Shirley Bingham**, both of M^cGehee, Ark.

[**] Term: **14 Years**

[21] Appl. No.: **29/065,709**

[22] Filed: **Mar. 13, 1997**

[51] **LOC (6) Cl. 02-03**

[52] **U.S. Cl. D2/885; D2/865**

[58] **Field of Search D2/865, 866, 891, D2/885; 2/10, 12, 171, 171.1, 171.2, 175.1, 175.2, 181, 181.2, 181.4, 209.1, 209.12, 209.13, 195.1**

[56] **References Cited**

U.S. PATENT DOCUMENTS

D. 83,496	3/1931	Brueuner	D2/885 X
D. 290,061	6/1987	Fyvolent	D2/885
1,812,420	6/1931	Weiner	D2/885 X

1,869,652	8/1932	Baker	2/171.5
1,990,096	2/1935	Rothchild	2/171.5
2,106,571	1/1938	Lipton	2/171.5
2,122,171	6/1938	Alexander	D2/866 X
2,192,341	3/1940	Dahlberg	D2/891 X
2,349,471	5/1944	Starbeck	2/171.5
2,744,256	5/1956	Slotkin et al.	D2/866 X
4,472,837	9/1984	Saxton	2/195.1 X
5,070,545	12/1991	Tapia	2/10 X
5,613,246	3/1997	Alexander	2/10

Primary Examiner—Paula A. Mortimer

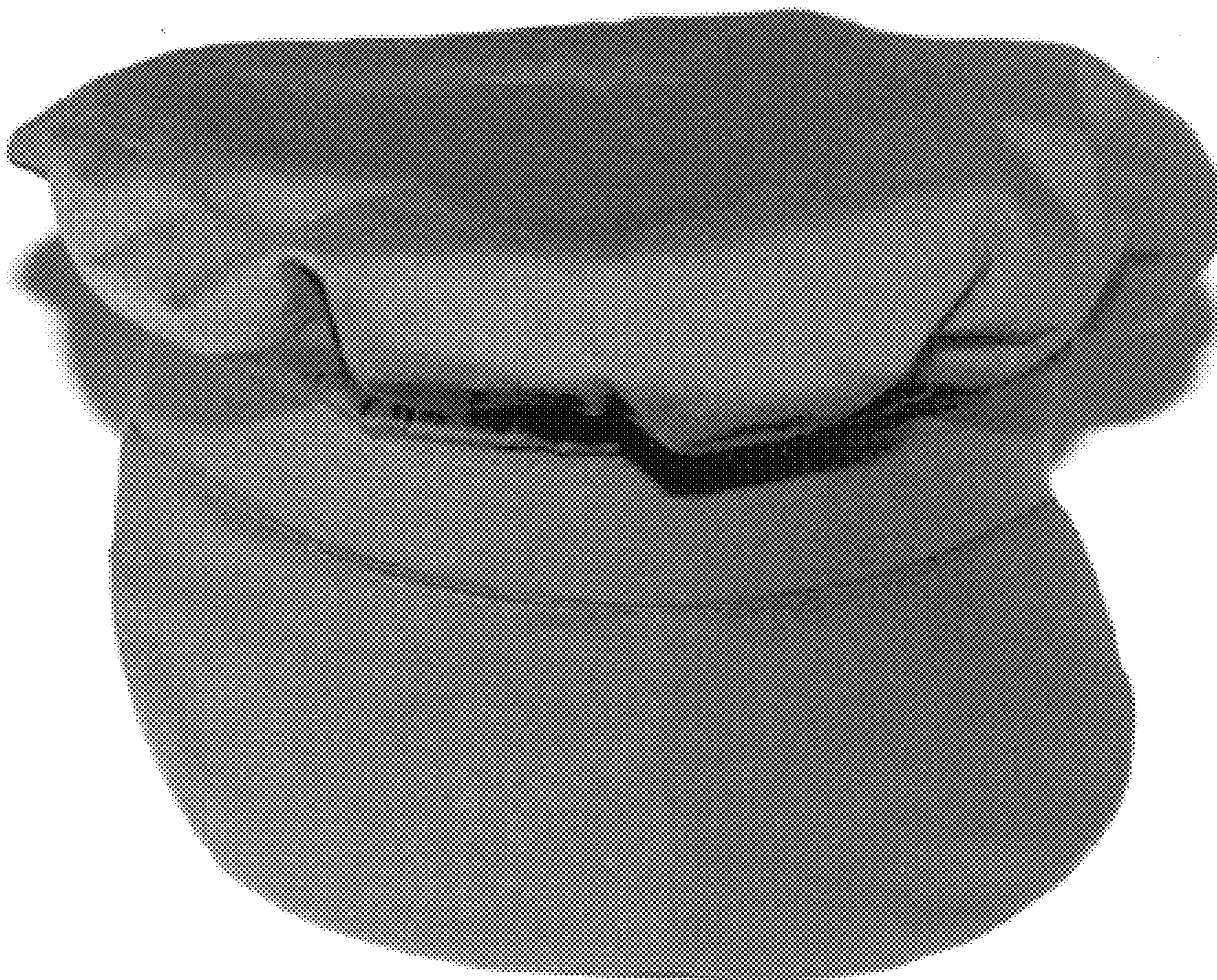
[57] **CLAIM**

The ornamental design for a cap that transforms into a beret or visor, as shown and described.

DESCRIPTION

FIG. 1 is a front elevational view of a cap that transforms into a beret or visor showing our new design, the bottom is not part of the claimed design; FIG. 2 is a front elevational view of the cap that transforms into beret or visor, the visor is shown separately for purposes of illustration; and, FIG. 3 is a rear elevational view of the cap that transforms into beret or visor, the beret is shown separately for purposes of illustration.

1 Claim, 2 Drawing Sheets



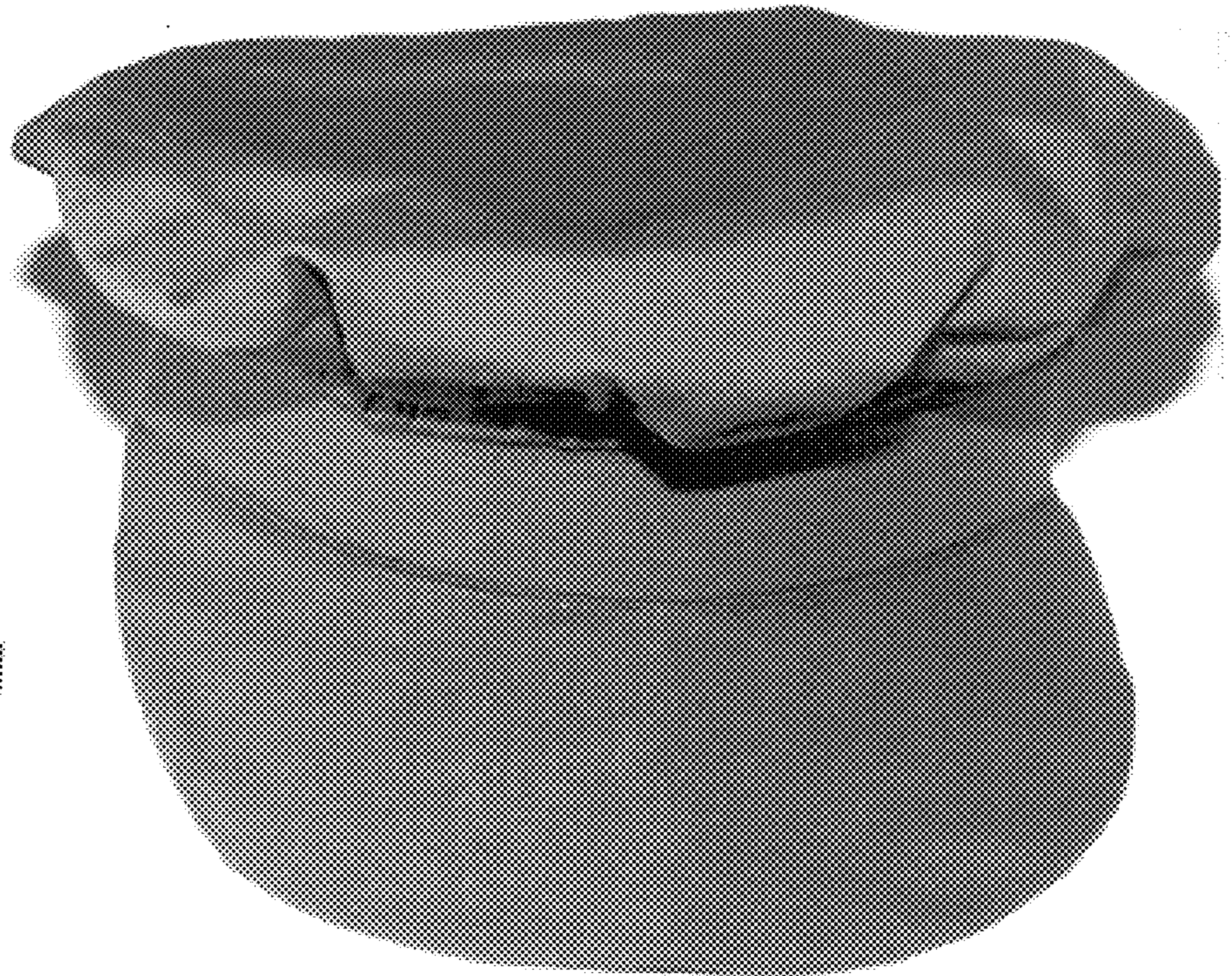


FIG 1




FIG 2




FIG 3