



US00D408967S

United States Patent [19]

Van Hoesen

[11] Patent Number: Des. 408,967

[45] Date of Patent: ** May 4, 1999

[54] POCKET GUARD

[76] Inventor: Wayne C. Van Hoesen, 1421 Mariner Pl., Rohnert Park, Calif. 94928

[**] Term: 14 Years

[21] Appl. No.: 29/024,839

[22] Filed: Jun. 22, 1994

2,803,050	8/1957	Fernberg	403/188
3,298,374	1/1967	Grundell	281/45
3,477,068	11/1969	Rizzo .	
3,562,819	2/1971	Crawford .	
3,723,994	4/1973	Tucker .	
4,650,069	3/1987	Linton	206/37
4,716,600	1/1988	Van Beck .	
4,924,527	5/1990	Hintermeyer .	

Related U.S. Application Data

[63] Continuation of application No. 29/007,813, May 3, 1993, abandoned.

[51] LOC (6) Cl. 02-02

[52] U.S. Cl. D2/857; D2/853

[58] Field of Search D2/742, 857, 853, D2/860; D8/383, 395; D11/87, 200; D19/86, 65; D20/43; 24/11 CT; 40/649; 281/45; 206/37; 403/188

References Cited

U.S. PATENT DOCUMENTS

D. 206,786	1/1967	McCormick	D20/43
D. 225,906	1/1973	Cline	D19/65
D. 242,431	11/1976	Caroll	D20/43
D. 294,006	2/1988	Gygax et al.	D8/395
D. 328,187	7/1992	Saurette	D9/434
D. 354,986	1/1995	Chu	D19/65
D. 374,598	10/1996	Bailey et al.	D8/395
D. 388,695	1/1998	Alcini	D8/395

OTHER PUBLICATIONS

Brochure distributed by American Inventors Corporation approximately during Jul. 1993.

Primary Examiner—Celia Murphy

[57] CLAIM

The ornamental design for a pocket guard, as shown and described.

DESCRIPTION

FIG. 1 is a front elevational view of the pocket guard showing my new design;
 FIG. 2 is a rear elevational view thereof;
 FIG. 3 is a left side elevational view thereof;
 FIG. 4 is a right side elevational view thereof;
 FIG. 5 is a top plan view thereof;
 FIG. 6 is a bottom plan view thereof; and,
 FIG. 7 is a reduced front elevational view thereof shown in the position of use, the broken lines partially showing trousers being for illustrative purposed only and forming no part of the claimed design.

1 Claim, 3 Drawing Sheets

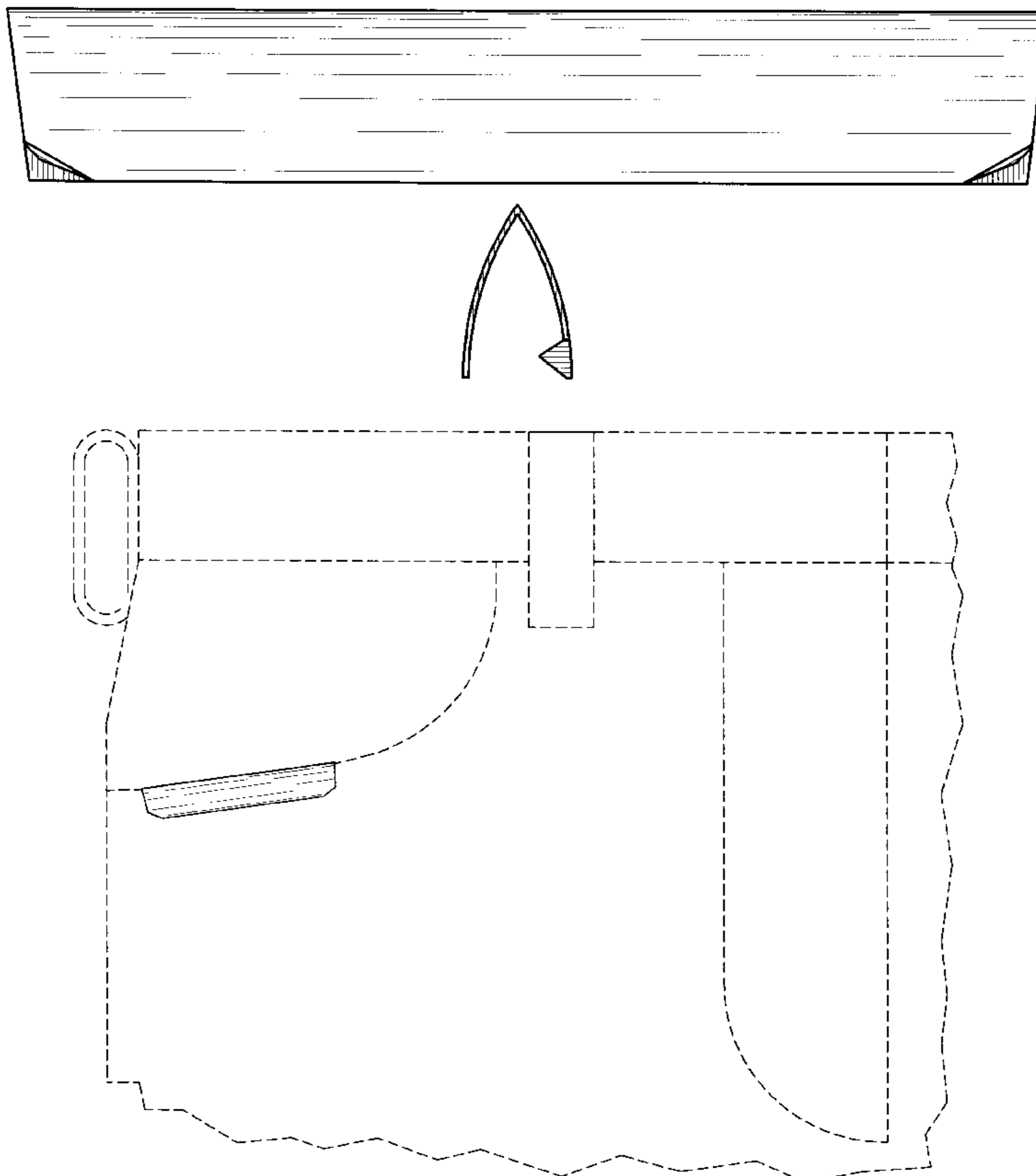


FIG. 1




FIG. 2




FIG. 3

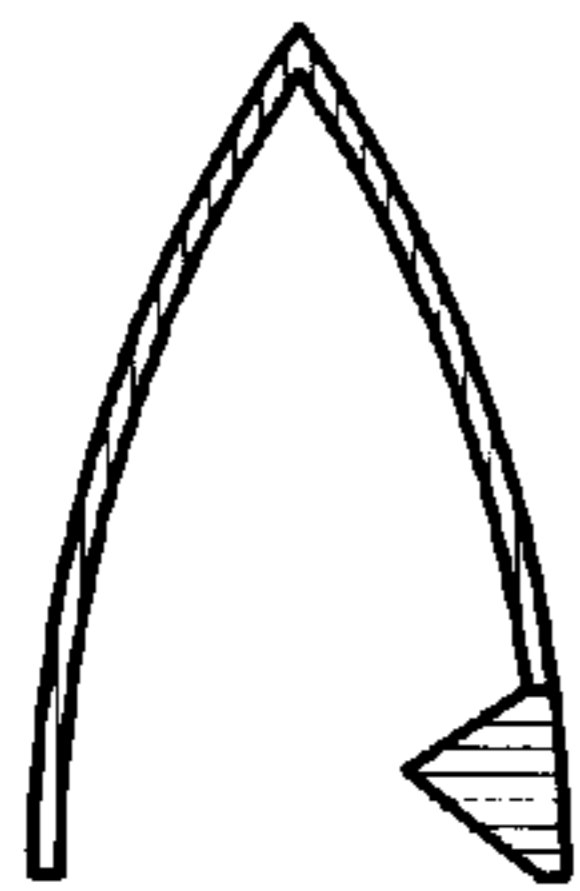


FIG. 4

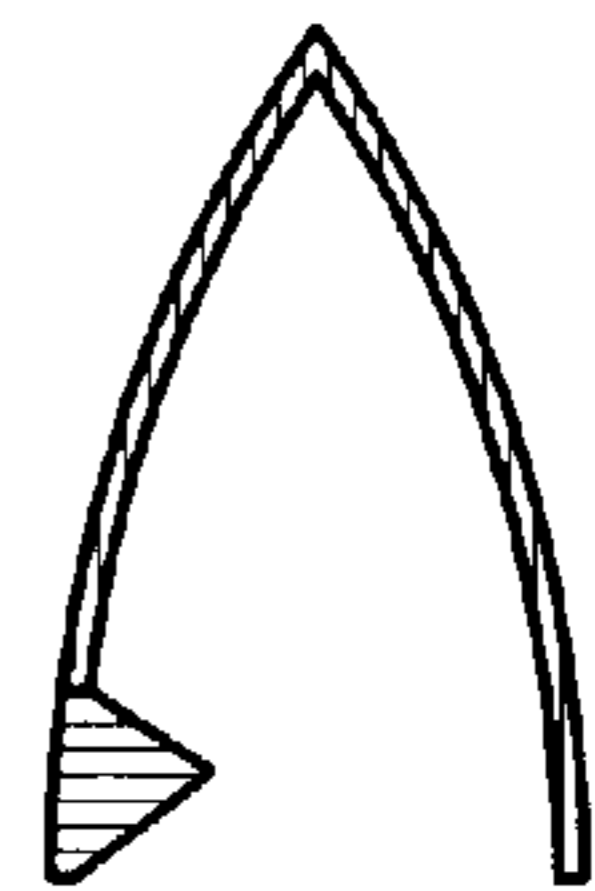


FIG. 7

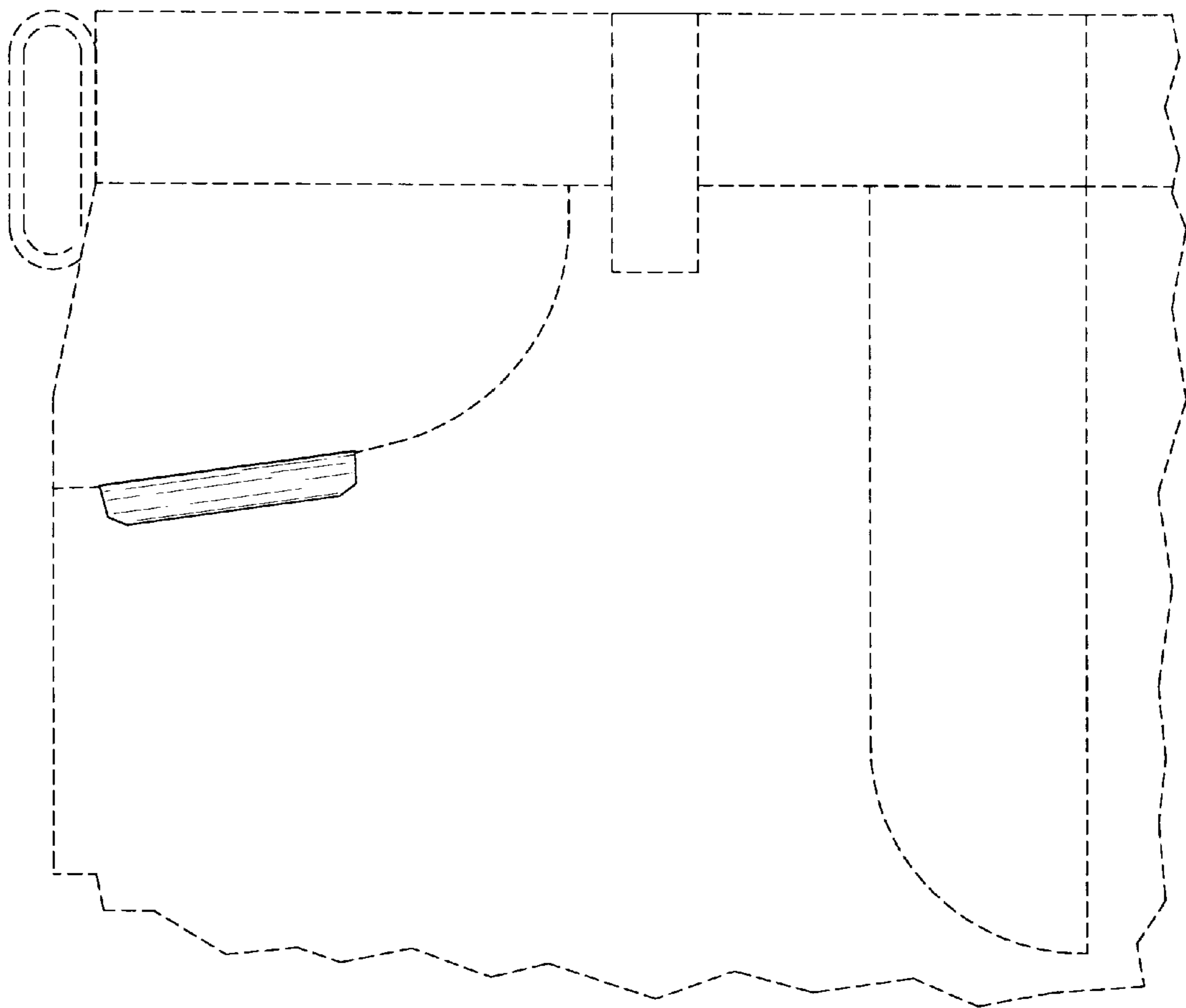


FIG. 5




FIG. 6

