



US00D408962S

United States Patent [19] Reagan

[11] **Patent Number: Des. 408,962**

[45] **Date of Patent: ** May 4, 1999**

[54] **SEAT BELT CUSHION**

5,566,871 10/1996 Weintraub 297/482

[76] Inventor: **Jennifer O Reagan**, 28406 N.
Evergreen La., Saugus, Calif. 91350

FOREIGN PATENT DOCUMENTS

1581996 12/1980 United Kingdom 297/482

[**] Term: **14 Years**

Primary Examiner—Paula A. Mortimer

[21] Appl. No.: **29/083,884**

[57] CLAIM

[22] Filed: **Feb. 19, 1998**

The ornamental design for a seat belt cushion, as shown.

[51] **LOC (6) Cl.** **02-07**

DESCRIPTION

[52] **U.S. Cl.** **D2/639**

FIG. 1 is a front elevational view of a seat belt cushion showing my new design;

[58] **Field of Search** D2/624, 639, 894;
2/171, 181, 195.1, 53, 267, 268, DIG. 11;
297/482; 280/808, 801; 224/264

FIG. 2 is a back elevational view of the seat belt cushion of FIG. 1;

[56] References Cited

U.S. PATENT DOCUMENTS

D. 317,829	7/1991	Willett et al.	D2/639
D. 328,181	7/1992	White et al.	D2/639
D. 338,552	8/1993	Carrico et al.	D2/639
D. 369,671	5/1996	Gordon	D2/639
4,741,574	5/1988	Weightman et al.	297/482
5,322,349	6/1994	Gianino	297/482


FIG. 3 is a left side elevational view of the seat belt cushion of FIG. 1;

FIG. 4 is a right side elevational view of the seat belt cushion of FIG. 1;

FIG. 5 is a top plan view of the seat belt cushion of FIG. 1; and,

FIG. 6 is a bottom plan view of the seat belt cushion of FIG. 1.

1 Claim, 3 Drawing Sheets



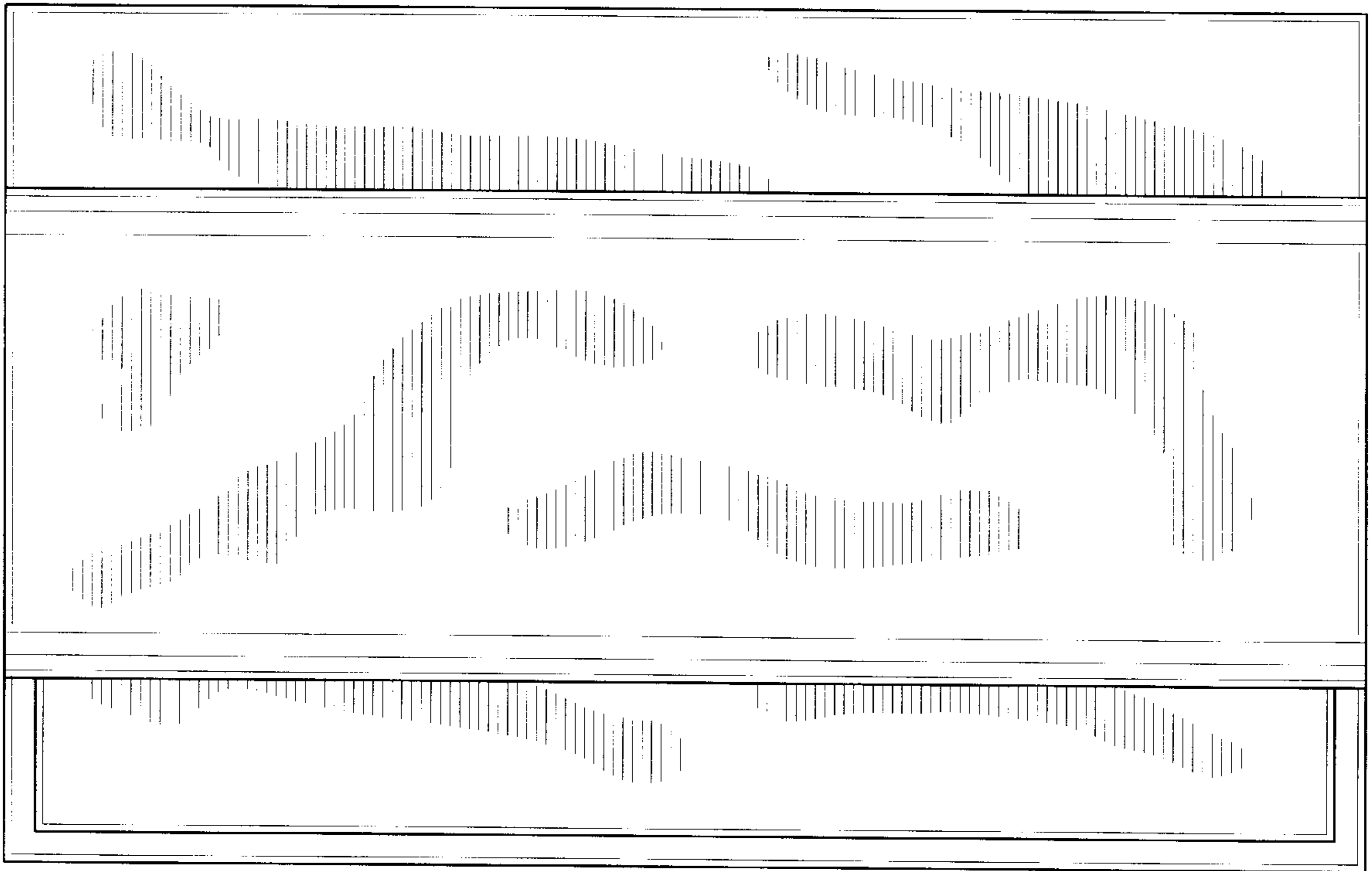


Fig. 1

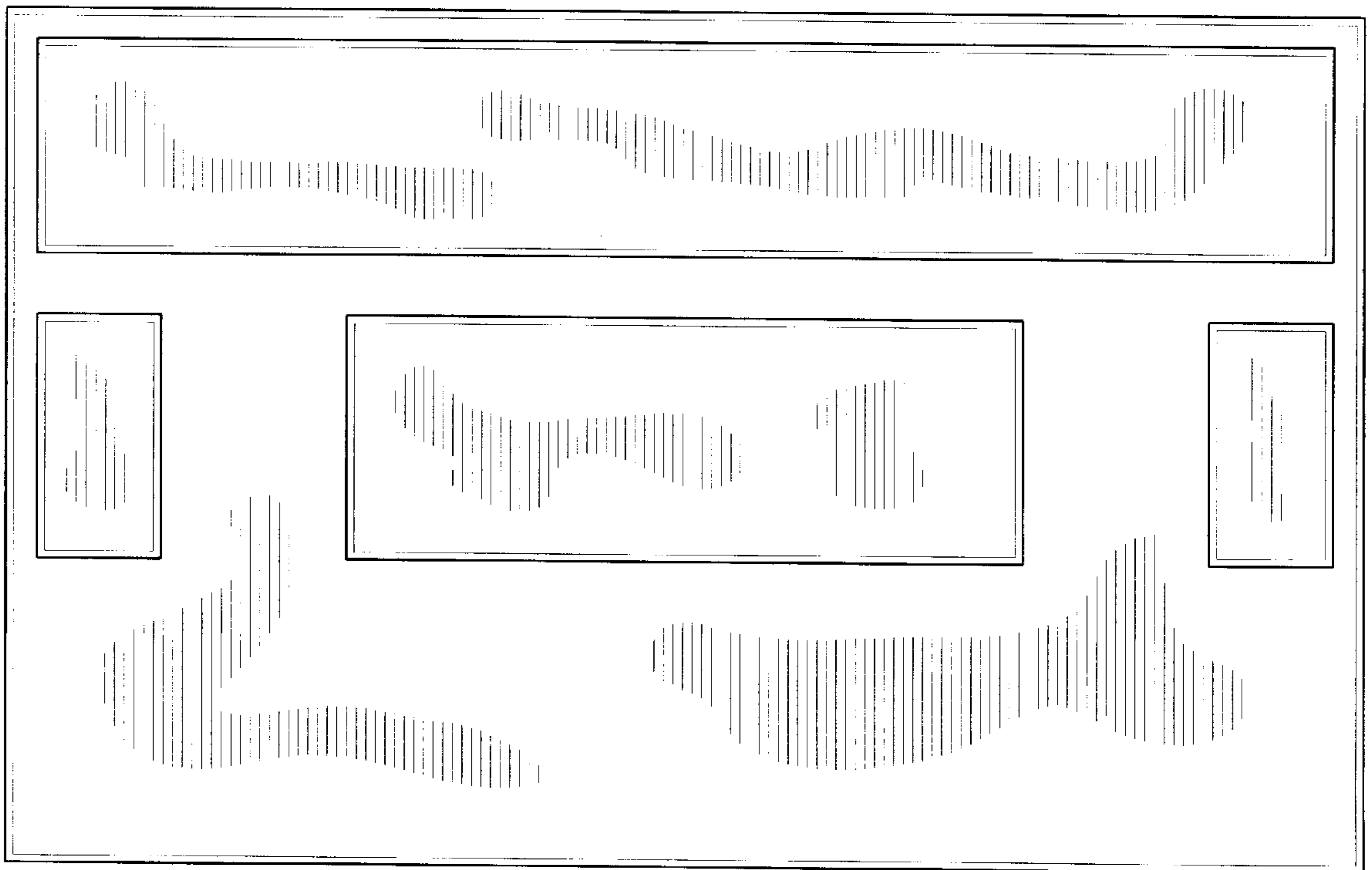


Fig. 2




Fig. 3

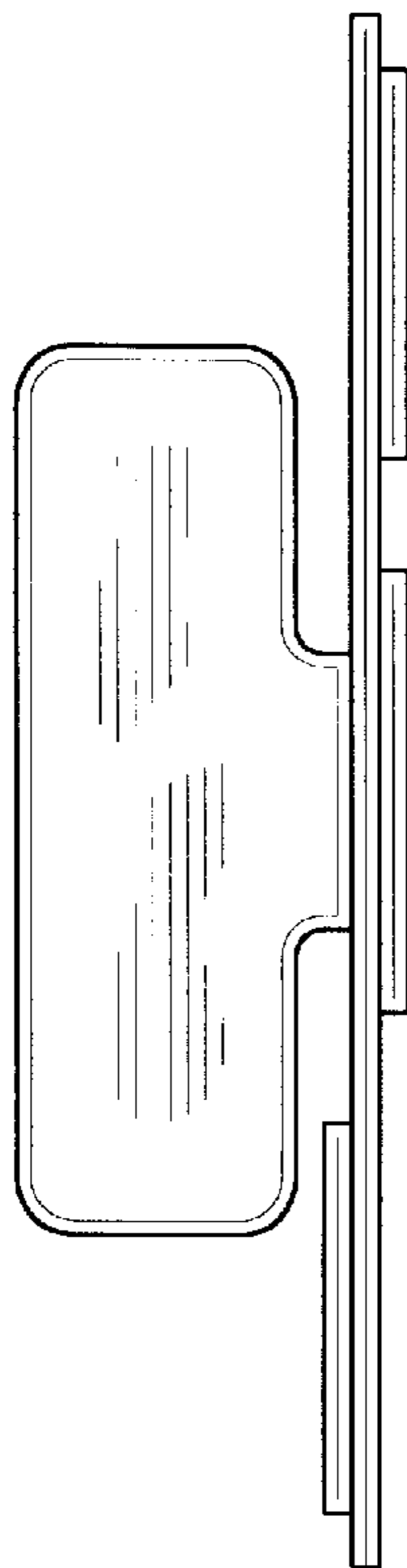


Fig. 4




Fig. 5




Fig. 6