



US00D408951S

United States Patent [19]

Morea et al.

[11] **Patent Number: Des. 408,951**

[45] **Date of Patent: **Apr. 27, 1999**

[54] **LOTTERY TICKET SCRAPER**

[76] Inventors: **Nancy Morea; Brian Morea**, both of 6 Woodedhill La., Randolph, N.J. 07869

[**] Term: **14 Years**

[21] Appl. No.: **29/084,575**

[22] Filed: **Mar. 5, 1998**

[51] **LOC (6) Cl. 08-05**

[52] **U.S. Cl. D32/43; D32/46; D11/62; D11/110; D3/208; D3/211**

[58] **Field of Search 15/236.01, 236.02, 15/237, 236.05, 236.07, 245.1, 105; D32/40, 46, 49, 43, 42; 30/169; D3/207, 208, 210, 211; D11/110, 62**

[56] **References Cited**

U.S. PATENT DOCUMENTS

D. 38,998	1/1908	Jacobs	D11/62
D. 39,008	1/1908	Jacobs	D11/62
D. 83,654	3/1931	Whitehouse	D11/110
D. 290,056	5/1987	Hatfield	D32/46
D. 308,296	6/1990	Chen	.	

D. 362,645	9/1995	Bair	D11/62
D. 389,966	1/1998	Melodia et al.	D32/46
5,269,513	12/1993	Gervais	15/105

Primary Examiner—Susan J. Lucas

Assistant Examiner—Cynthia E Ramirez

[57] **CLAIM**

The ornamental design for a lottery ticket scraper, as shown.

DESCRIPTION

FIG. 1 is a front elevational view of the lottery ticket scraper of the present invention;

FIG. 2 is a rear elevational view of the lottery ticket scraper of FIG. 1;

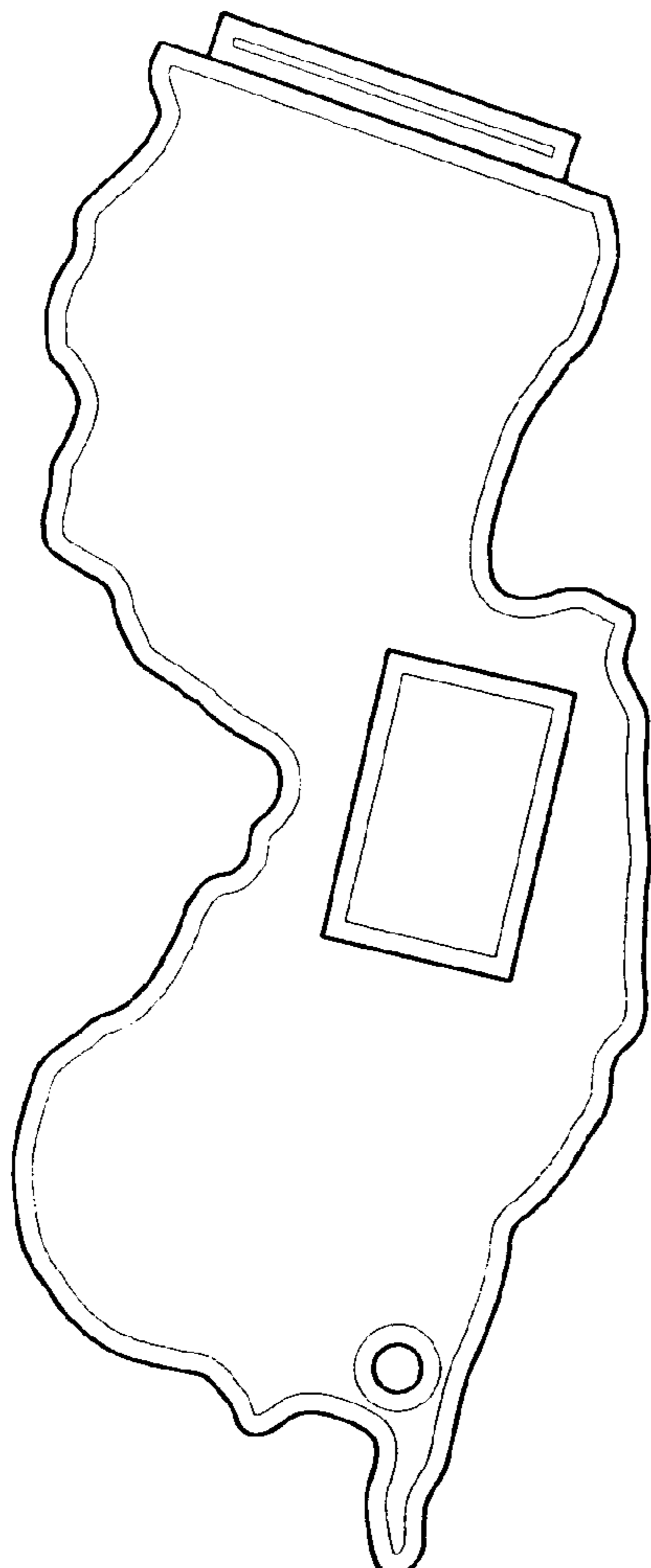
FIG. 3 is a left side elevational view of the lottery ticket scraper of FIG. 1;

FIG. 4 is a right side elevational view of the lottery ticket scraper of FIG. 1;

FIG. 5 is a top plan view of the lottery ticket scraper of FIG. 1; and,

FIG. 6 is a bottom plan view of the lottery ticket scraper of FIG. 1.

1 Claim, 2 Drawing Sheets



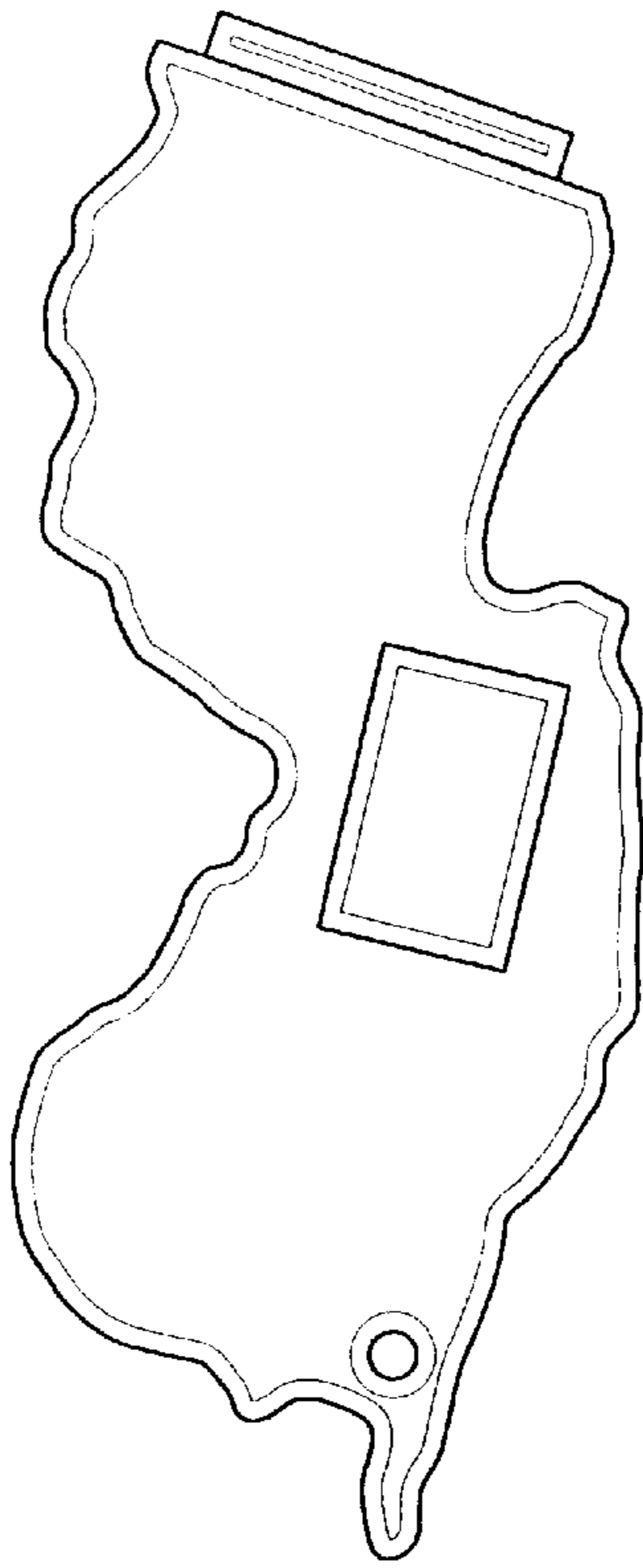


Fig. 1

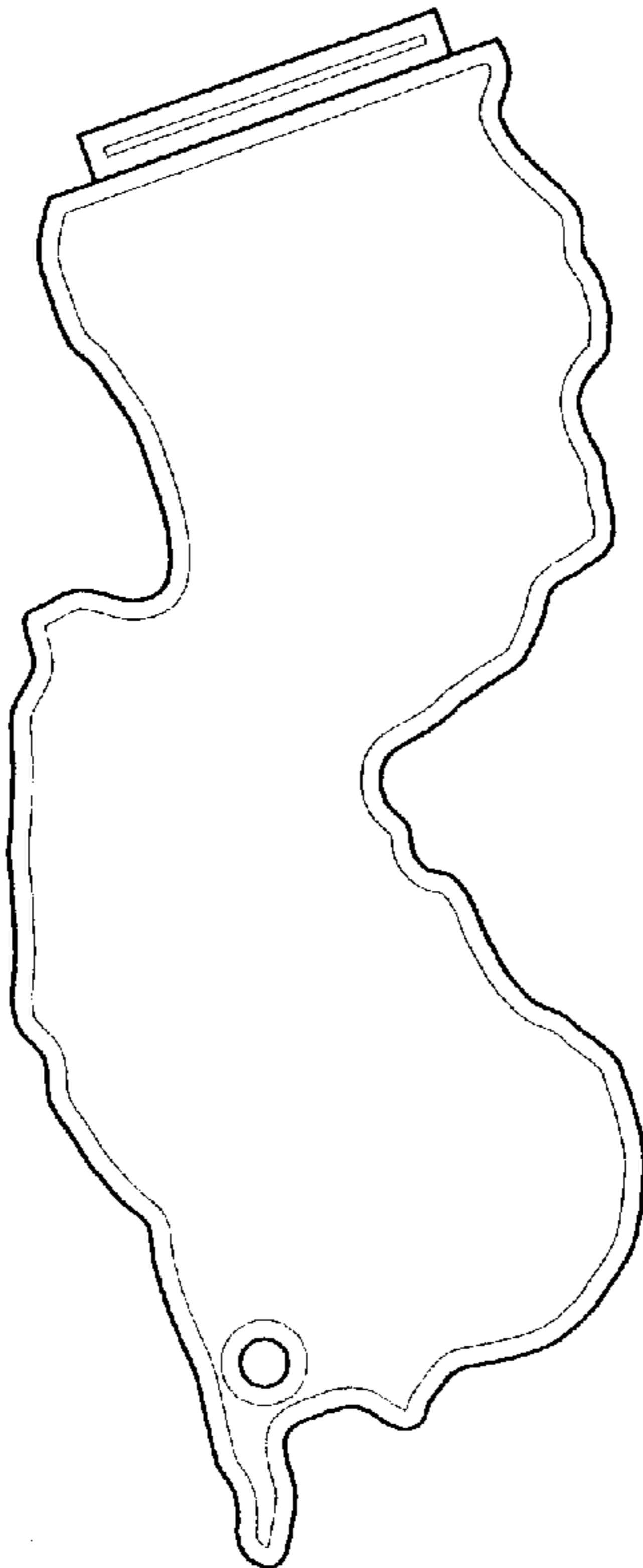


Fig. 2



Fig. 3



Fig. 4

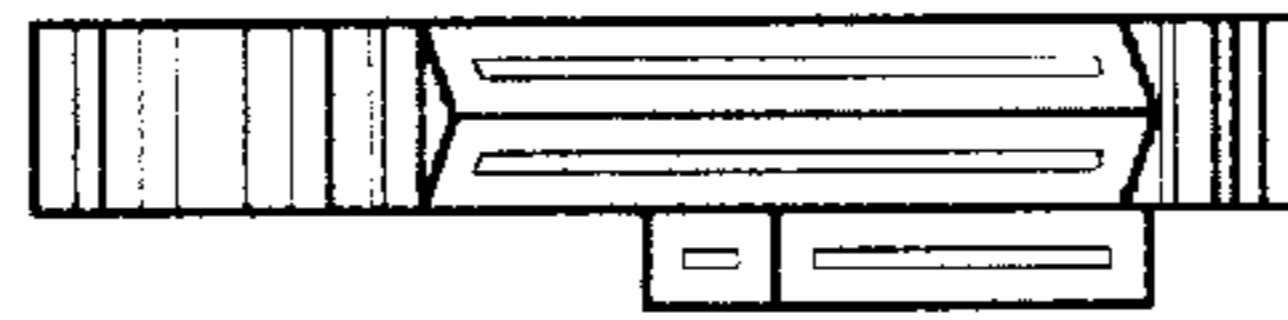


Fig. 5

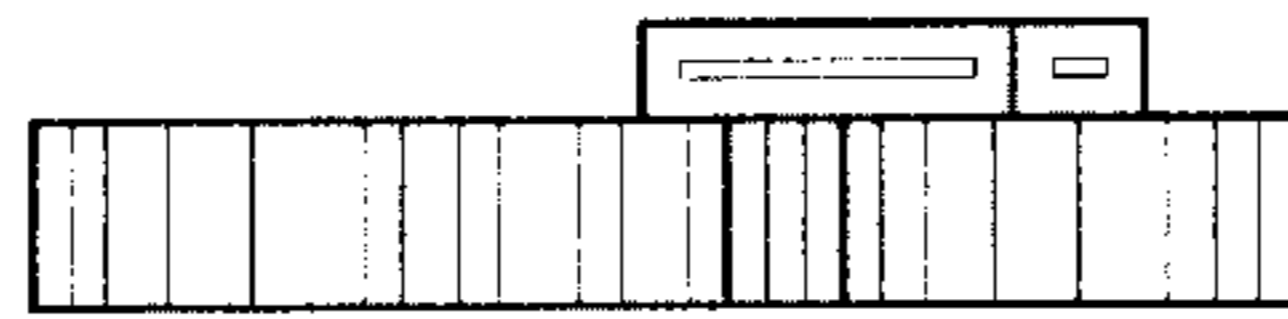


Fig. 6