



US00D408944S

**United States Patent** [19]  
**Petschow**

[11] **Patent Number: Des. 408,944**

[45] **Date of Patent: \*\*Apr. 27, 1999**

[54] **LOTION APPLICATOR**

[76] Inventor: **Martha Ann Petschow**, 348 Wills St.,  
South Elgin, Ill. 60177

[\*\*] Term: **14 Years**

[21] Appl. No.: **29/080,795**

[22] Filed: **Dec. 16, 1997**

[51] **LOC (6) Cl.** ..... **28-02**

[52] **U.S. Cl.** ..... **D28/7; D4/137; D32/40**

[58] **Field of Search** ..... **D28/7, 63; D4/116,**  
**D4/121, 137, 138; D32/40, 45, 50-52;**  
**15/244.1-244.4, 104.94, 143.1, 144.3, 144.4,**  
**185, 209.1, 210.1; 401/6, 131, 261-291;**  
**132/320, 317**

[56] **References Cited**

**U.S. PATENT DOCUMENTS**

D. 306,214	2/1990	Delphus	.....	D28/7
D. 332,153	12/1992	Butler	.....	D28/7
D. 355,726	2/1995	Delmerico	.....	D28/7
D. 375,382	11/1996	Beeler et al.	.....	D28/7
D. 375,816	11/1996	Long-Langworthy	.....	D28/7
D. 381,765	7/1997	Mandigo	.....	D28/7
D. 391,084	2/1998	Armour	.....	D4/138 X
1,296,186	3/1919	Hines	.....	15/185
2,989,765	6/1961	Gingrich	.....	15/143.1
3,369,474	2/1968	Callaghan	.....	15/104.94

4,299,005	11/1981	Brown	.....	15/244.2
4,381,766	5/1983	Avolio	.....	601/138
4,483,356	11/1984	Kales	.....	132/320
5,240,339	8/1993	DeForest et al.	.....	401/207
5,360,111	11/1994	Arispe	.....	206/361
5,493,749	2/1996	Zayas	.....	15/244.2
5,692,261	12/1997	Lops	.....	15/209.1

*Primary Examiner*—Ted Shooman  
*Assistant Examiner*—C. Tuttle  
*Attorney, Agent, or Firm*—Goldstein & Canino

[57] **CLAIM**

The ornamental design for a lotion applicator, as shown and described.

**DESCRIPTION**

FIG. 1 is a perspective view showing my new design in the open position, the broken line showing of the human form being for illustrative purposes only and forming no part of the claimed design;  
FIG. 2 is a perspective view of the lotion applicator in the closed position;  
FIG. 3 is a front elevational view thereof;  
FIG. 4 is a rear elevational view thereof;  
FIG. 5 is a top plan view thereof;  
FIG. 6 is a bottom plan view thereof; and,  
FIG. 7 is a right side elevational view thereof, the left side view being a mirror image of the right side view.

**1 Claim, 3 Drawing Sheets**

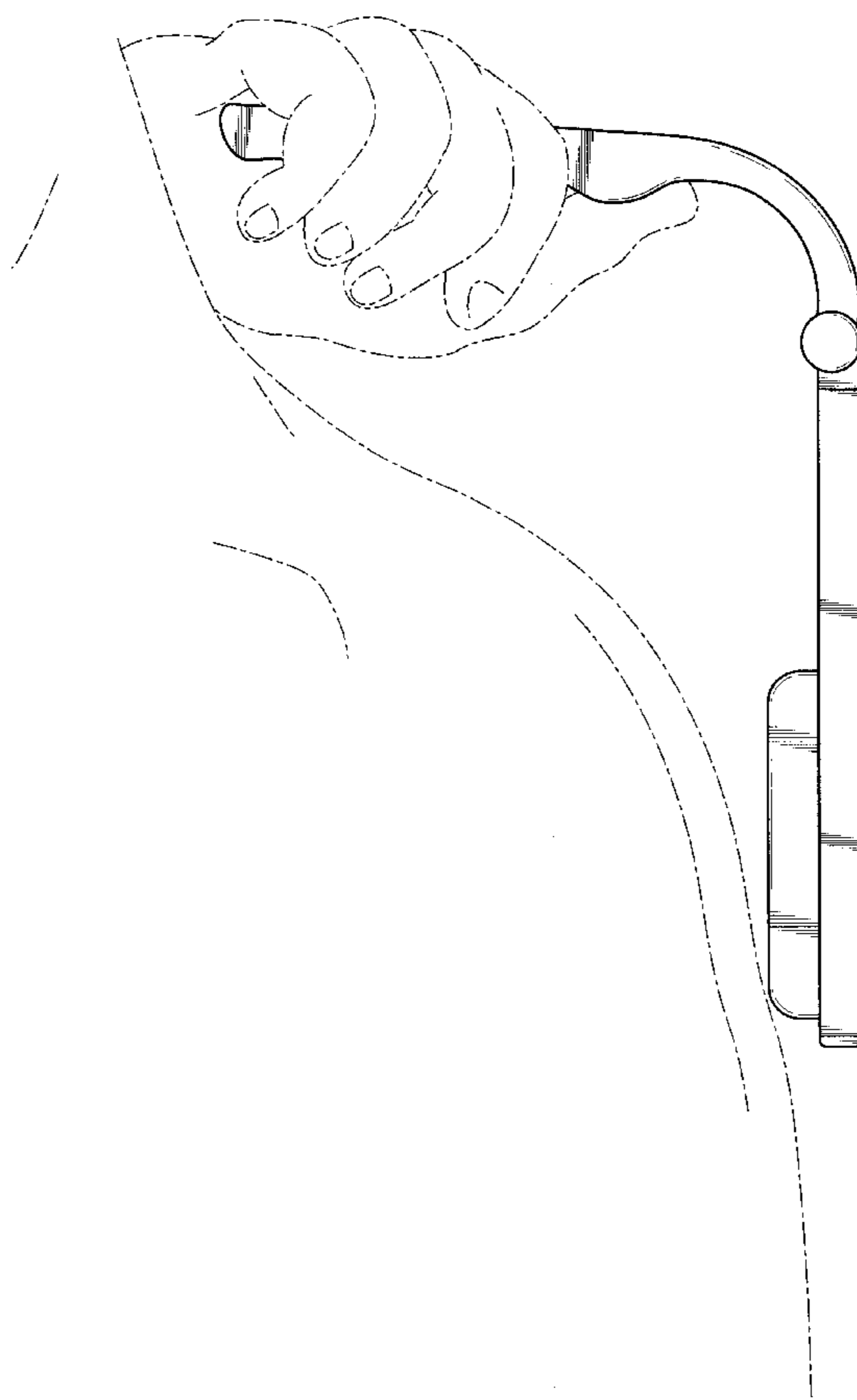
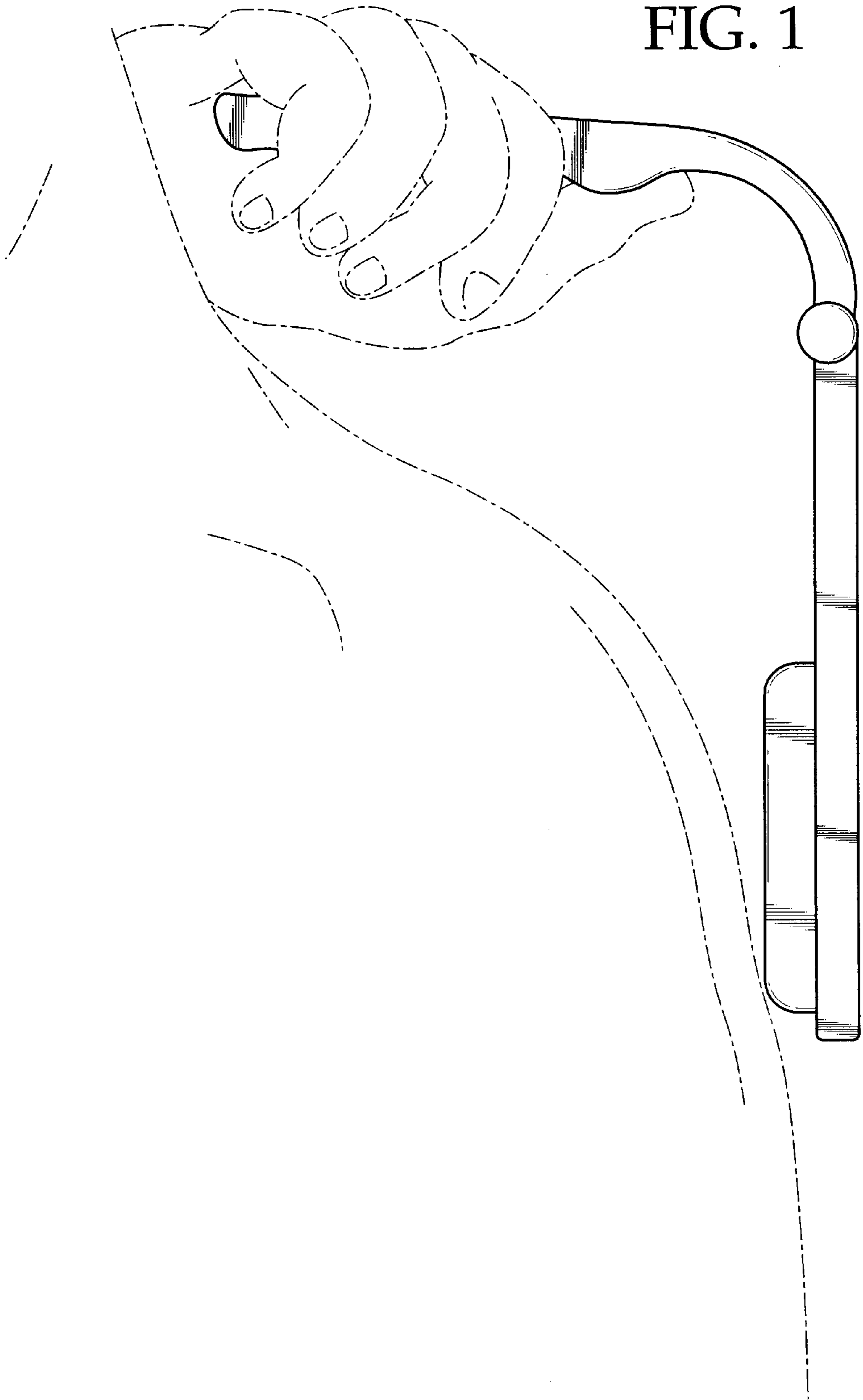


FIG. 1



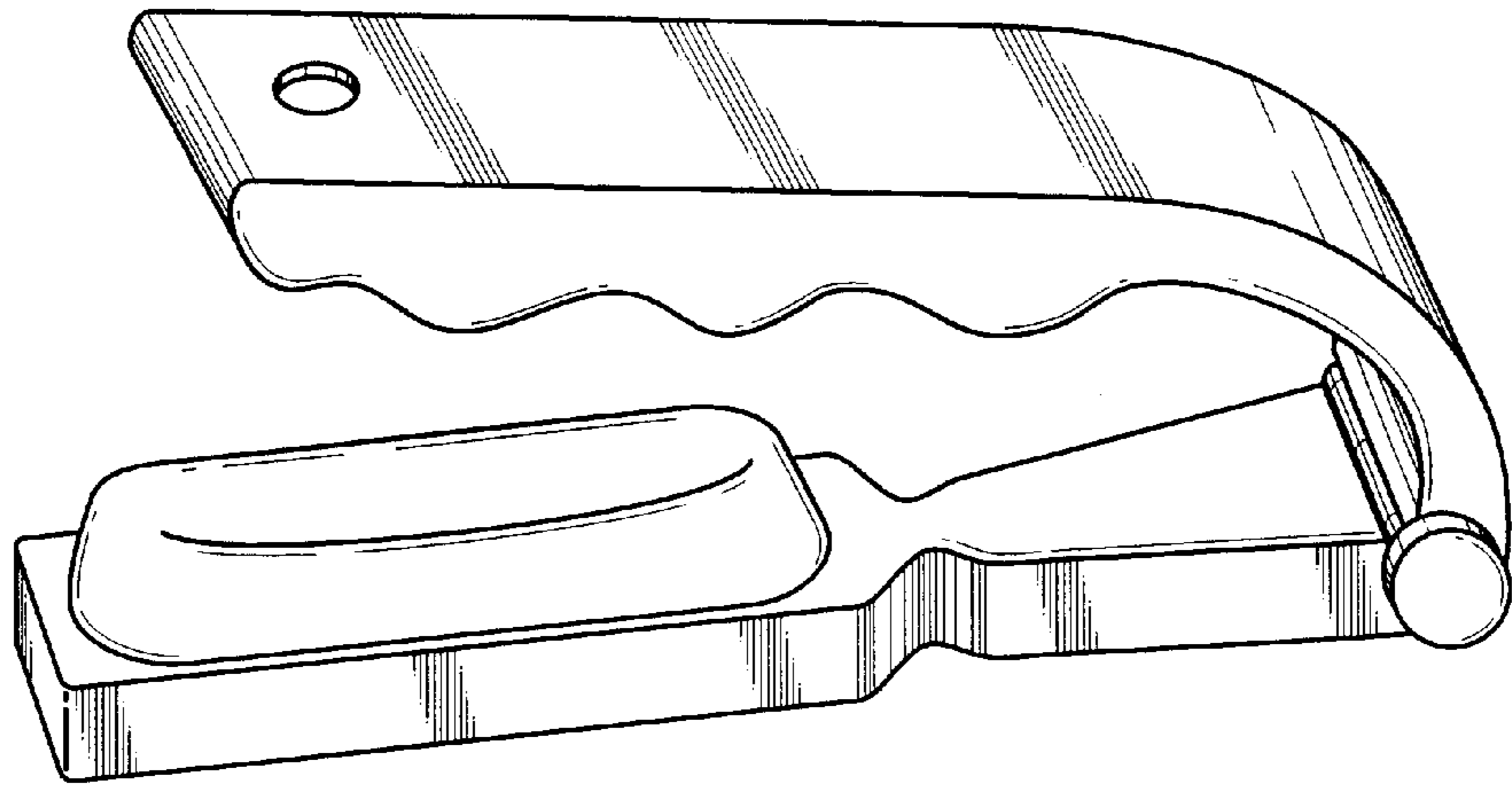


FIG. 2

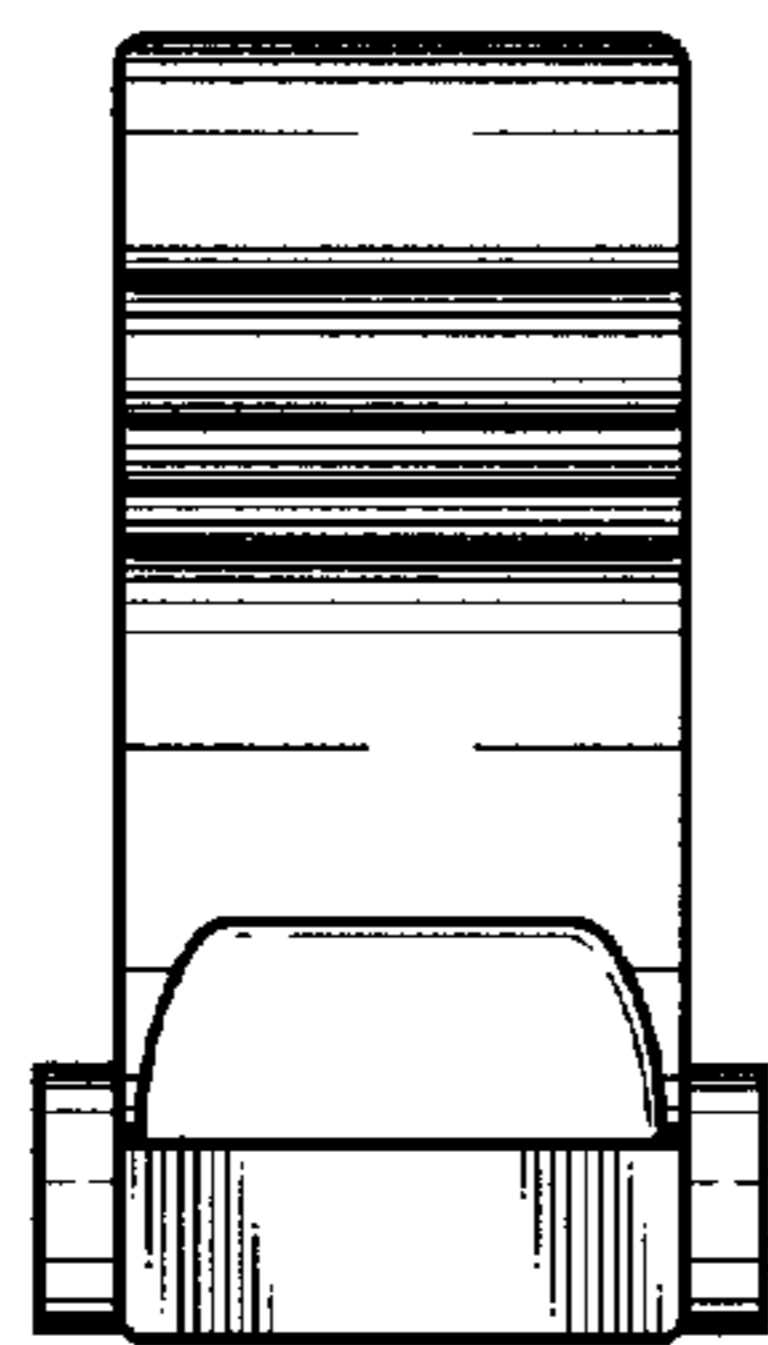


FIG. 3

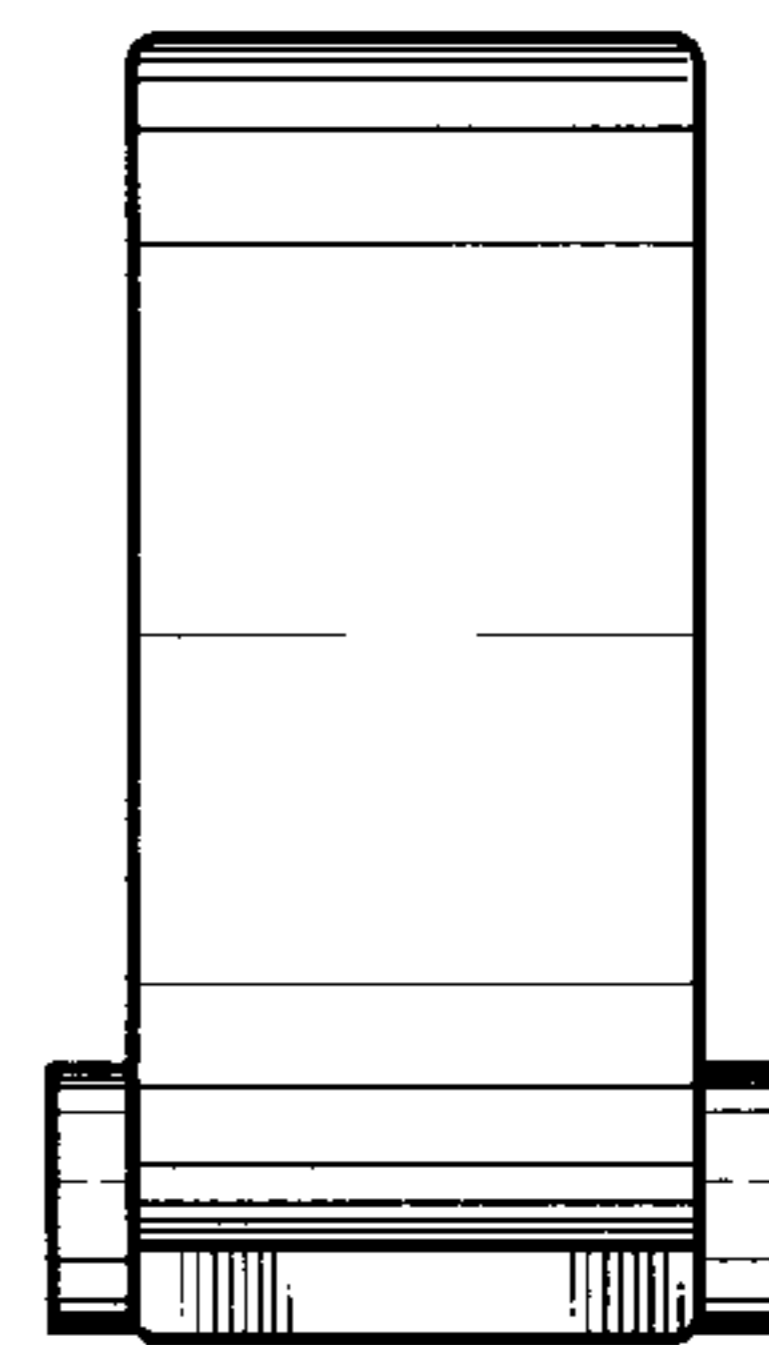


FIG. 4




FIG. 5

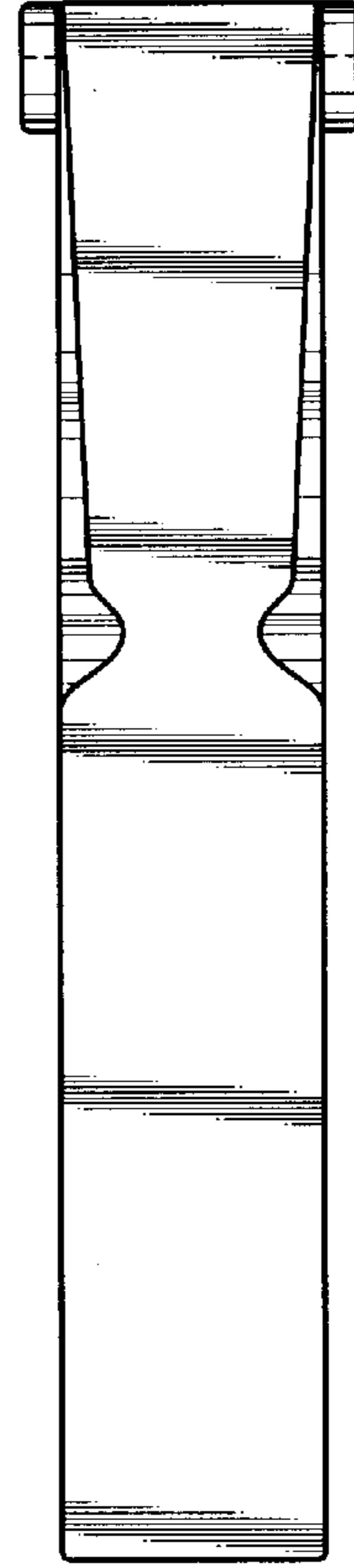


FIG. 6

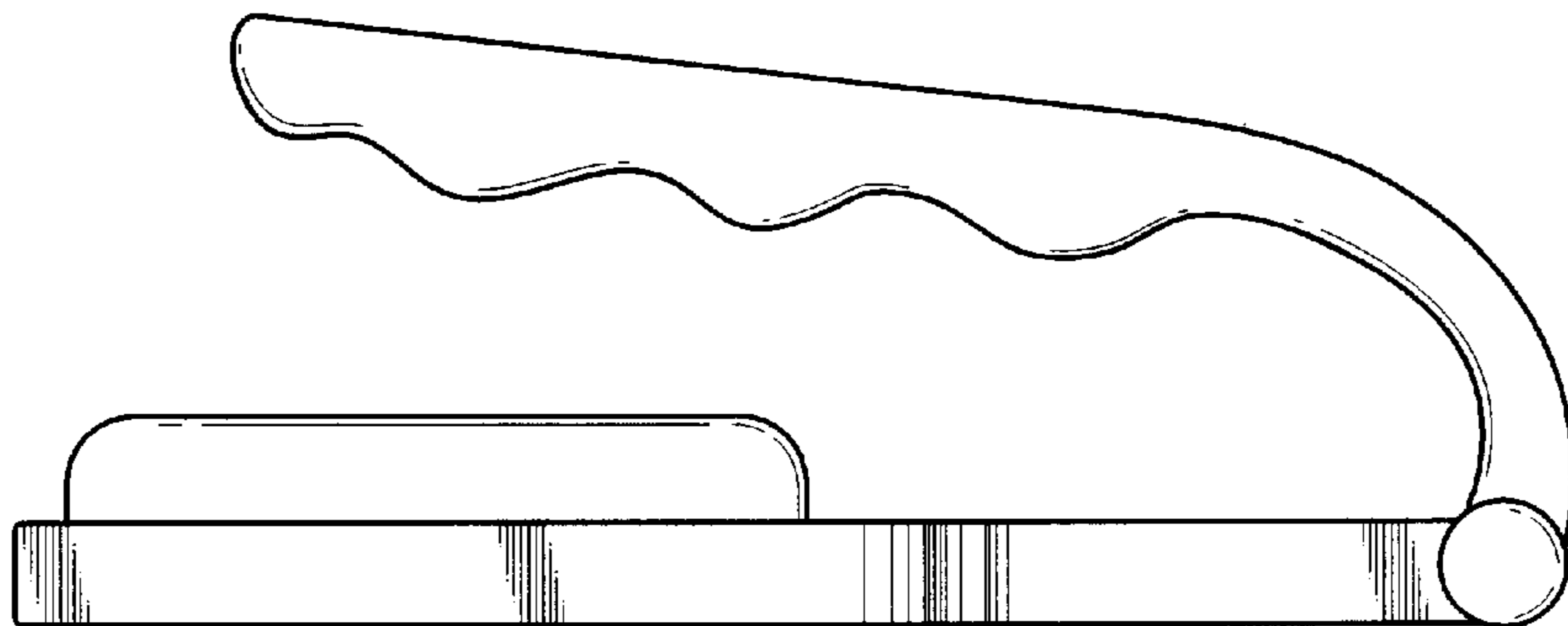


FIG. 7