



US00D408920S

United States Patent [19]

Dunshee et al.

[11] Patent Number: **Des. 408,920**

[45] Date of Patent: ****Apr. 27, 1999**

[54] **BANDAGE BACKING**

[75] Inventors: **Wayne K. Dunshee**, Maplewood;
Donald G. Peterson, Shoreview, both
of Minn.

[73] Assignee: **Minnesota Mining and
Manufacturing Company**, St. Paul,
Minn.

[**] Term: **14 Years**

2,905,174	9/1959	Smith	128/156
3,073,303	1/1963	Schaar	128/156
3,425,412	2/1969	Pope	128/156
3,888,247	6/1975	Stenvall	128/155
4,285,338	8/1981	Lemelson	128/155
4,346,700	8/1982	Dunshee et al.	128/155
4,390,519	6/1983	Sawyer	424/28
4,530,353	7/1985	Lauritzen	128/156
4,649,909	3/1987	Thompson	128/156
4,976,706	12/1990	Aki et al.	604/304
5,158,555	10/1992	Porzilli	604/307
5,160,328	11/1992	Cartmell et al.	604/307

[21] Appl. No.: **29/090,508**

[22] Filed: **Jul. 7, 1998**

Related U.S. Application Data

[62] Division of application No. 29/072,287, Jun. 13, 1997,
which is a division of application No. 29/035,049, Feb. 17,
1995, Pat. No. Des. 391,639.

[51] **LOC (6) Cl.** **24-04**

[52] **U.S. Cl.** **D24/189**

[58] **Field of Search** D24/189; 602/58,
602/59, 41-57; D5/1, 2, 53, 57

[56] References Cited

U.S. PATENT DOCUMENTS

D. 267,431	12/1982	Santarelli	D24/49
D. 267,432	12/1982	Santarelli	D24/49
D. 304,238	10/1989	Palau	D24/49
D. 340,114	10/1993	Arginsky	D24/189
D. 340,985	11/1993	Arginsky	D24/189
D. 340,986	11/1993	Arginsky	D24/189
D. 340,987	11/1993	Arginsky	D24/189
D. 340,988	11/1993	Arginsky	D24/189
D. 340,989	11/1993	Arginsky	D24/189
D. 383,211	9/1997	Dunshee et al.	D24/189
D. 387,169	12/1997	Dunshee et al.	D24/189
D. 389,244	1/1998	Dunshee et al.	D24/189
D. 391,639	3/1998	Dunshee et al.	D24/187
2,156,777	5/1939	Duryea	94/5

FOREIGN PATENT DOCUMENTS

2 661 821	11/1991	France .
81-6111	7/1981	Rep. of Korea .

OTHER PUBLICATIONS

Four (4) sheets showing samples of products, Oct. 1993 to Jun. 1994.

Japanese magazine, "Orange Page", p. 94, uppermost stage, issued by KK Orange on May 2, 1989.

Primary Examiner—Stella Reid
Attorney, Agent, or Firm—Gary L. Griswold; Robert W. Sprague; Stephen W. Bauer

[57] CLAIM

The ornamental design for a bandage backing, as shown and described.

DESCRIPTION

FIG. 1 is a perspective view of a bandage backing showing our new design;

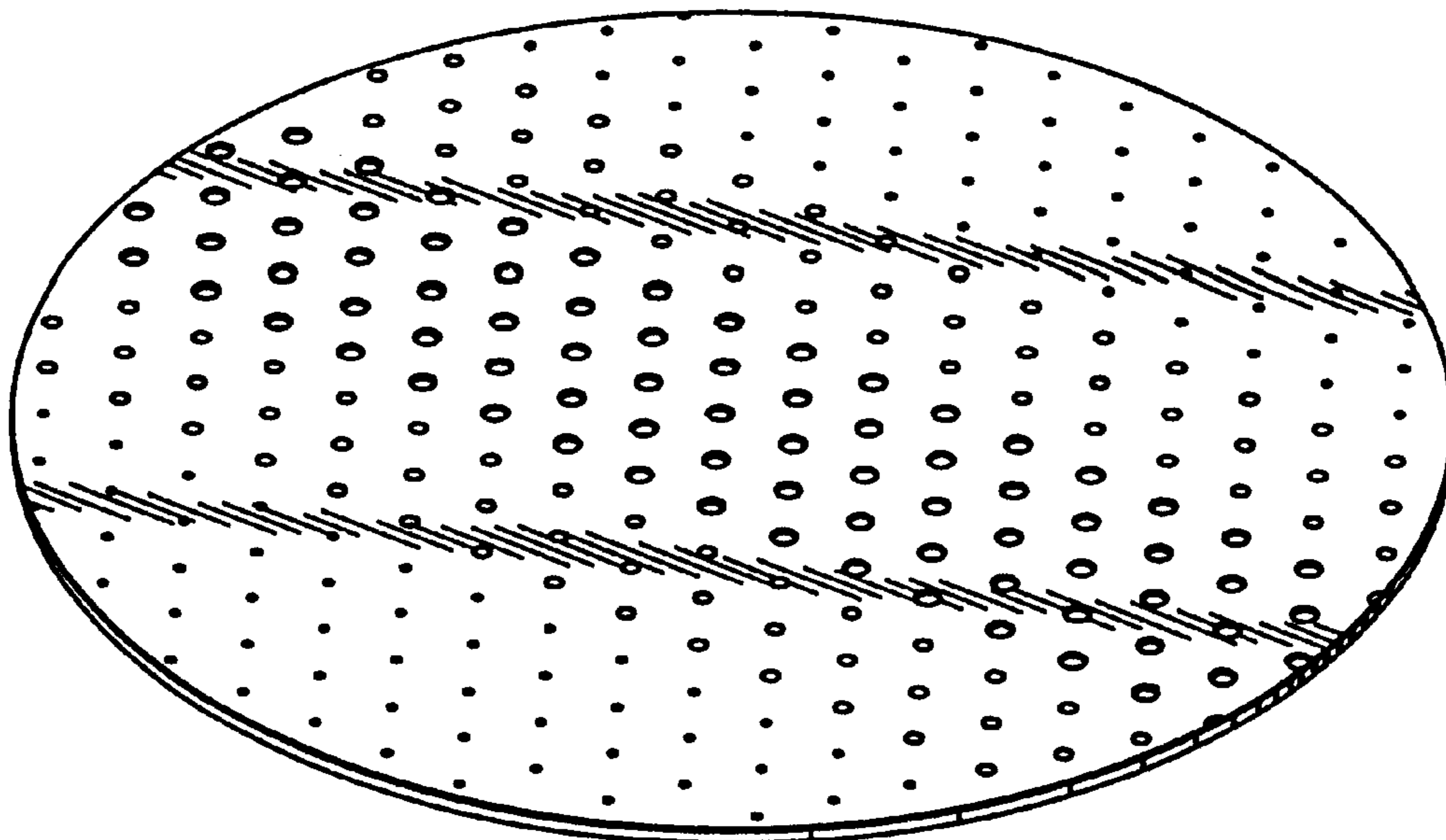
FIG. 2 is a top plan view thereof;

FIG. 3 is a bottom plan view thereof; and,

FIG. 4 is a side elevational view thereof, all side elevational views being identical thereto.

The broken lines in the drawing are for illustrative purposes only and do not form part of the claimed design.

1 Claim, 1 Drawing Sheet



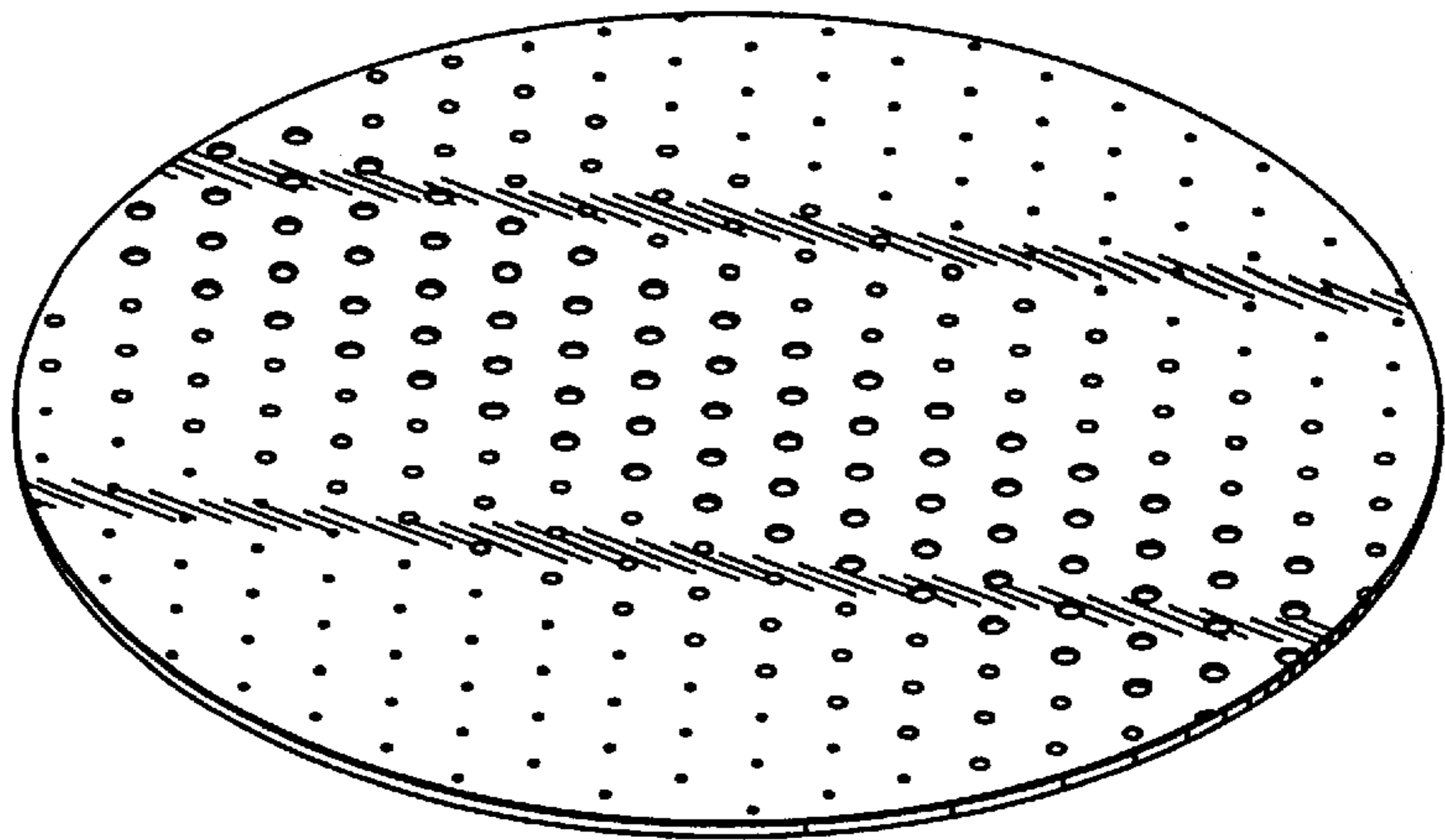


Fig. 1

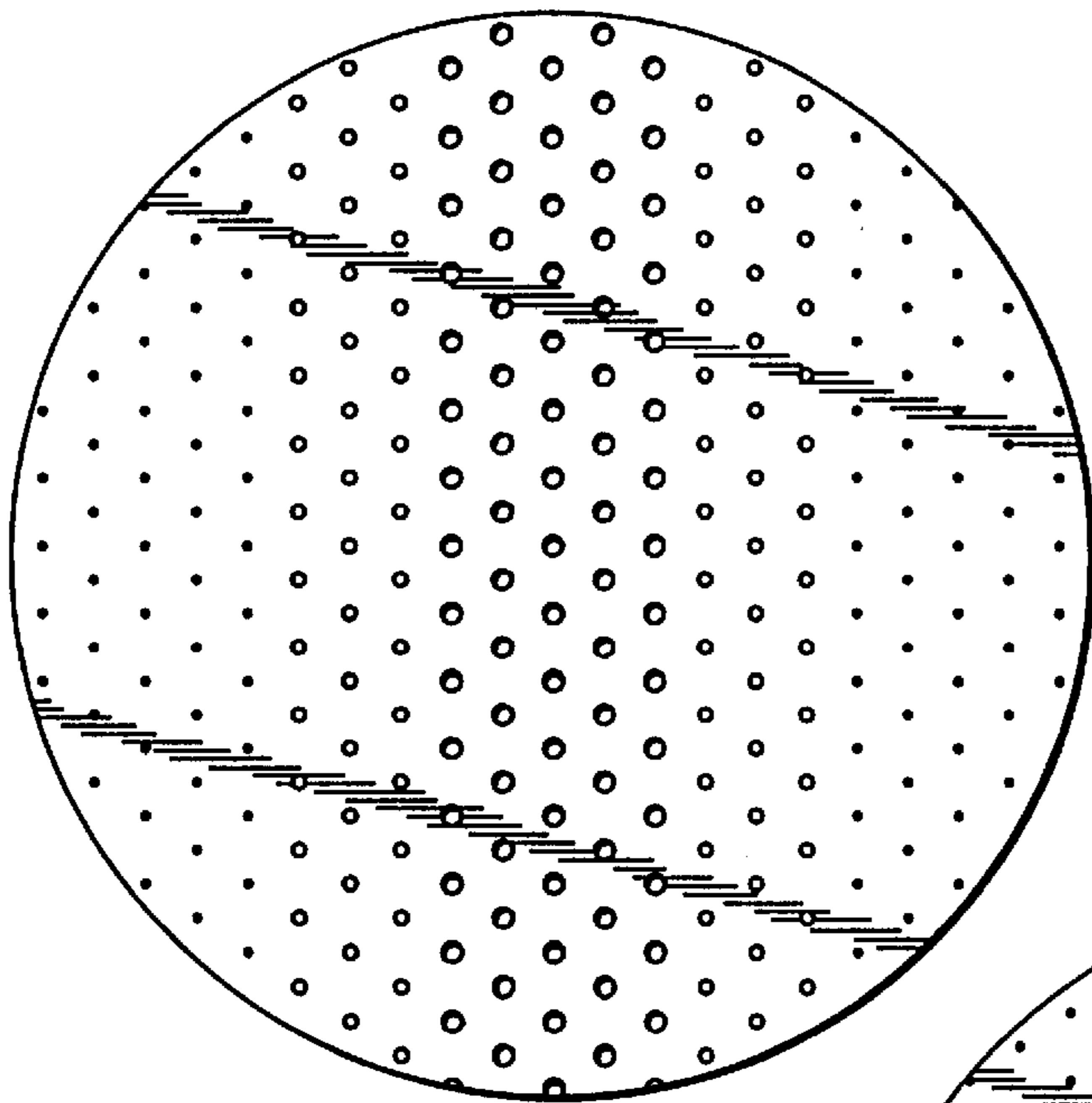


Fig. 2

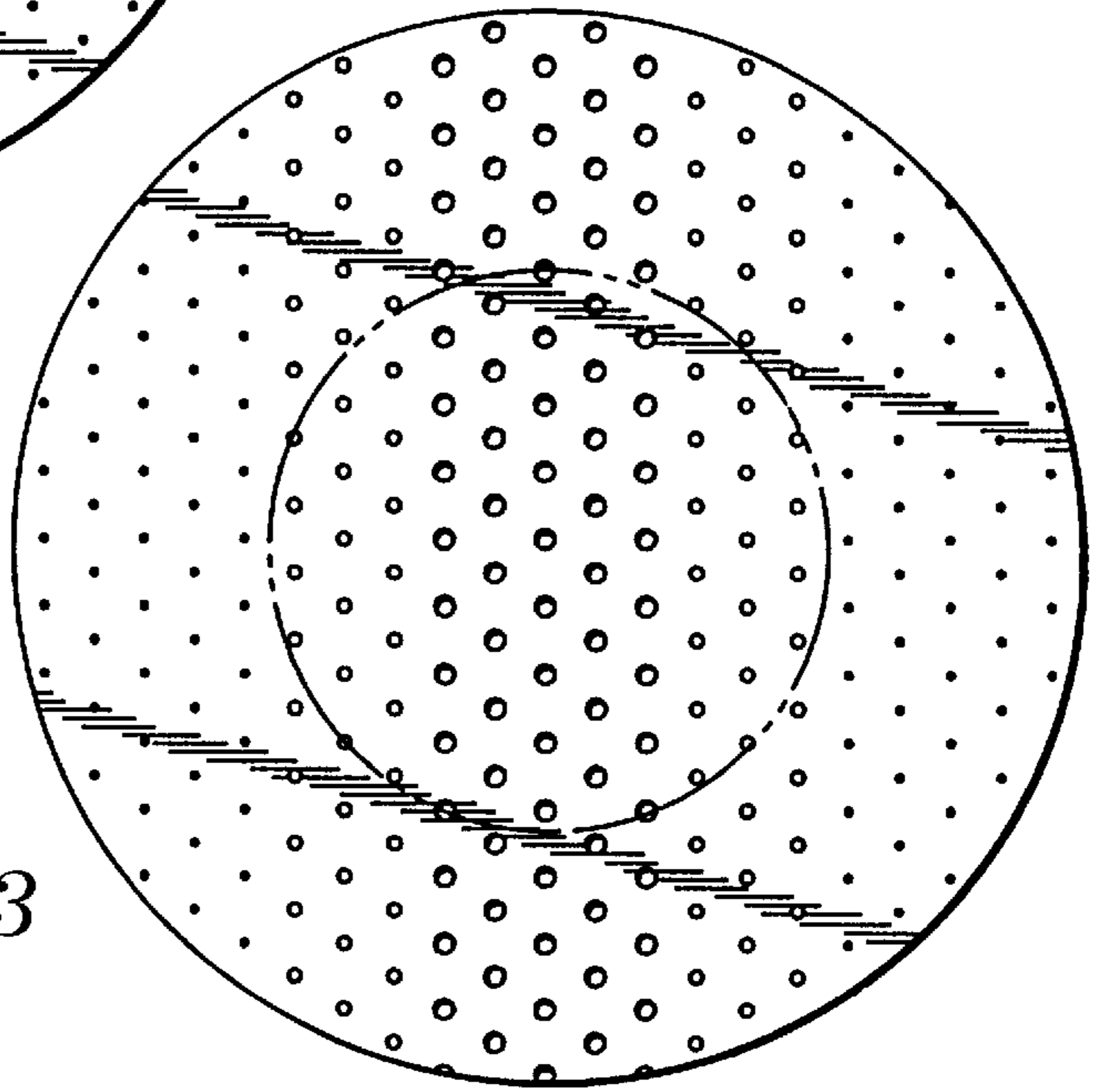


Fig. 3



Fig. 4