

US00D408910S

United States Patent [19]

Lundbom et al.

[11] **Patent Number: Des. 408,910**

[45] **Date of Patent: **Apr. 27, 1999**

[54] **TABLET**

[75] Inventors: **Jan Lundbom**, Södertälje; **Asa Näslund**, Strängnäs, both of Sweden

[73] Assignee: **Astra Aktiebolag**, Sodertälje, Sweden

[**] Term: **14 Years**

[21] Appl. No.: **29/090,663**

[22] Filed: **Jul. 14, 1998**

Related U.S. Application Data

[62] Division of application No. 29/068,861, Apr. 3, 1997.

Foreign Application Priority Data

Nov. 28, 1996 [SE] Sweden 96-2525

[51] **LOC (6) Cl.** **28-01**

[52] **U.S. Cl.** **D24/101**

[58] **Field of Search** D24/101, 100, D24/102-104; 424/451, 457, 464, 468-470, 472, 474; D28/8.1, 8.2; D1/100, 106, 115, 112, 127, 128, 130, 199, 121

[56] References Cited

U.S. PATENT DOCUMENTS

D. 56,478	10/1920	Shores	D24/103
D. 301,764	6/1989	Contractor et al.	D24/102
D. 304,626	11/1989	Contractor et al.	D24/102
D. 359,554	6/1995	Dansereau et al.	D24/101
D. 377,085	12/1996	Tortarolo	D24/101
462,990	11/1891	Oppenheimer	424/451
2,584,166	2/1952	Stevenson et al.	D24/100 X
3,125,490	3/1964	Hershberg	D24/102

Primary Examiner—Pamela Burgess
Attorney, Agent, or Firm—White & Case LLP

[57] CLAIM

The ornamental design for a tablet, as shown and described.

DESCRIPTION

FIG. 1 is a top plan view of a tablet showing our new design; FIG. 2 is a side elevational view thereof, the undisclosed side being a mirror image; FIG. 3 is a front elevational view thereof, the undisclosed rear being a mirror image; and, FIG. 4 is a bottom plan view thereof.

1 Claim, 1 Drawing Sheet

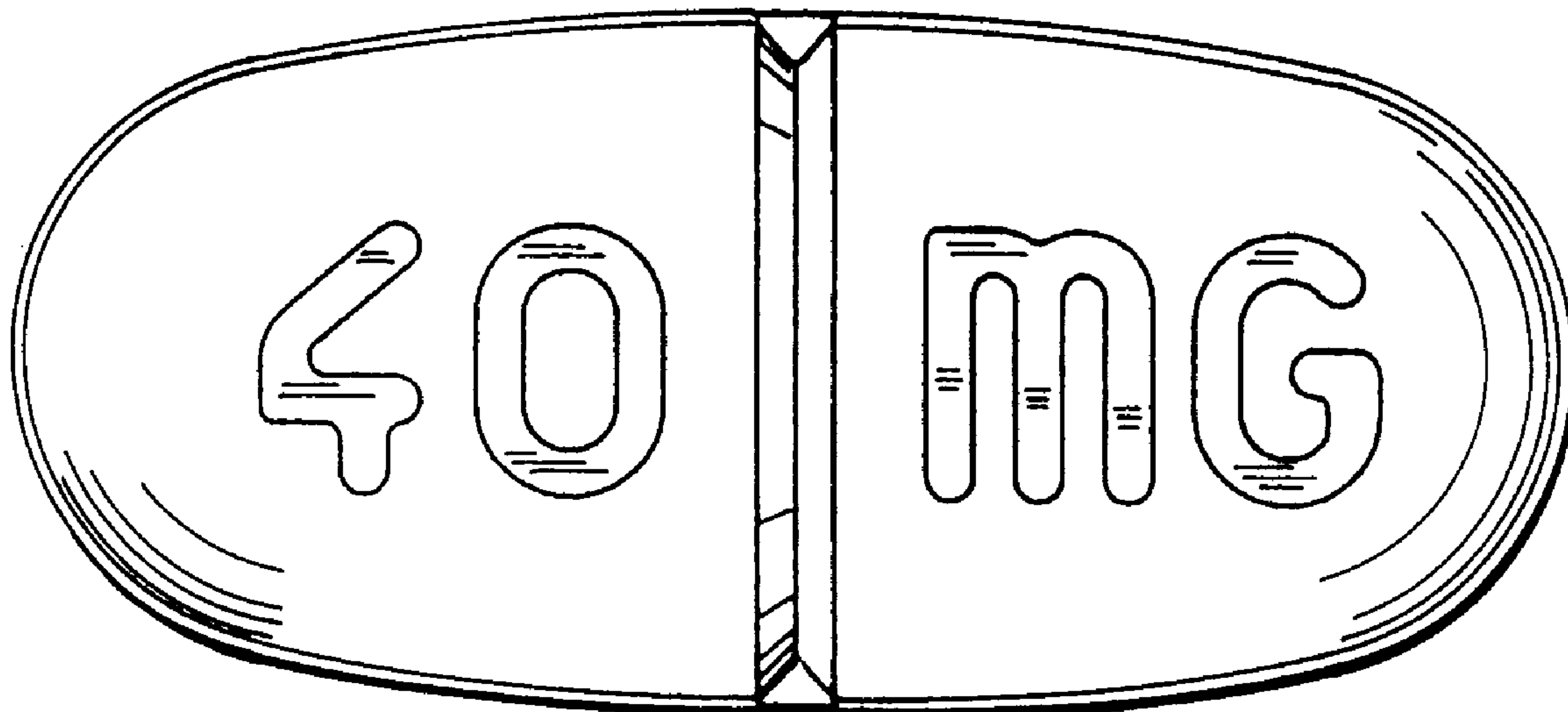


Fig. 2

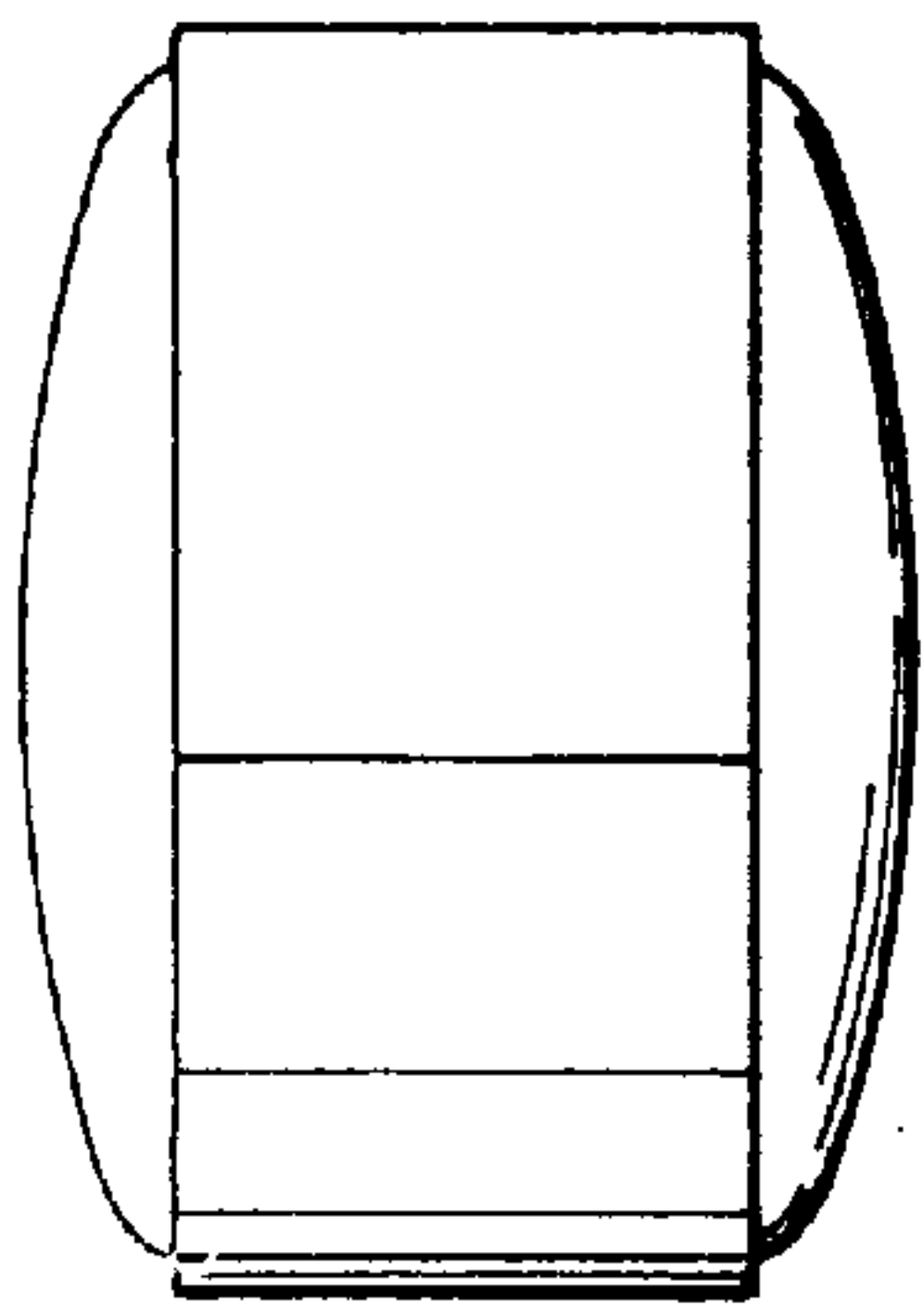


Fig. 1

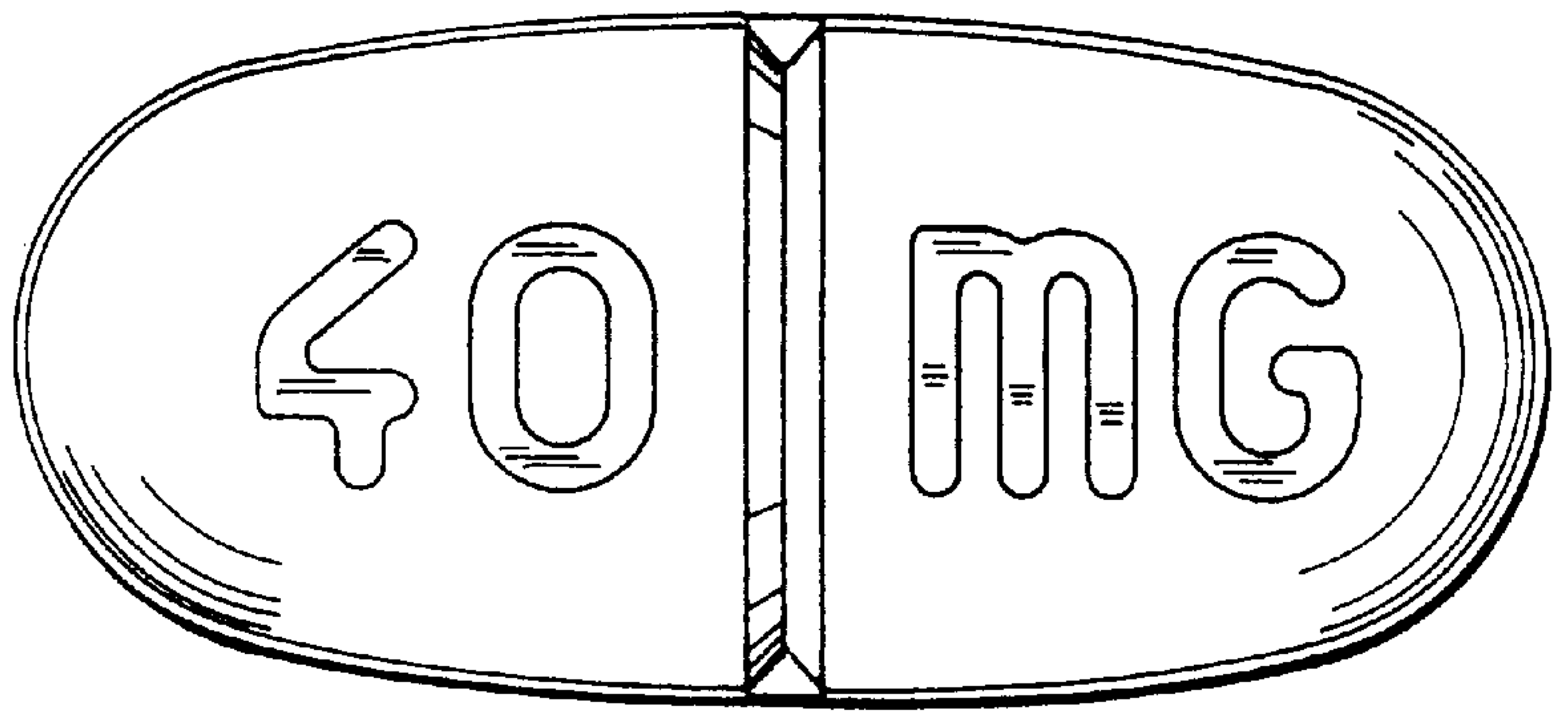


Fig. 3




Fig. 4

