



US00D408909S

United States Patent [19]
Zuege

[11] **Patent Number: Des. 408,909**

[45] **Date of Patent: **Apr. 27, 1999**

[54] **CENTER BAND FOR A CEILING FAN**

[75] Inventor: **Bradford C. Zuege**, Memphis, Tenn.

[73] Assignee: **Hunter Fan Company**, Memphis, Tenn.

[**] Term: **14 Years**

[21] Appl. No.: **29/091,057**

[22] Filed: **Jul. 22, 1998**

[51] **LOC (6) Cl.** **23-04**

[52] **U.S. Cl.** **D23/411; D23/385**

[58] **Field of Search** **D23/377, 379, D23/385, 411; 416/5, 170 C, 170 R**

[56] **References Cited**

U.S. PATENT DOCUMENTS

D. 374,074 9/1996 Chen D23/377

D. 394,107 5/1998 Tsuji et al. D23/411

Primary Examiner—Lisa Lichtenstein

Attorney, Agent, or Firm—Baker, Donelson, Bearman & Caldwell

[57] **CLAIM**

The ornamental design for a center band for a ceiling fan, as shown and described.

DESCRIPTION

FIG. 1 is a perspective view of a center band for a ceiling fan showing my new design;

FIG. 2 is an enlarged perspective view of the center band for a ceiling fan shown in FIG. 1 with the environmental structure removed therefrom;

FIG. 3 is an enlarged front view thereof;

FIG. 4 is an enlarged right-side view thereof;

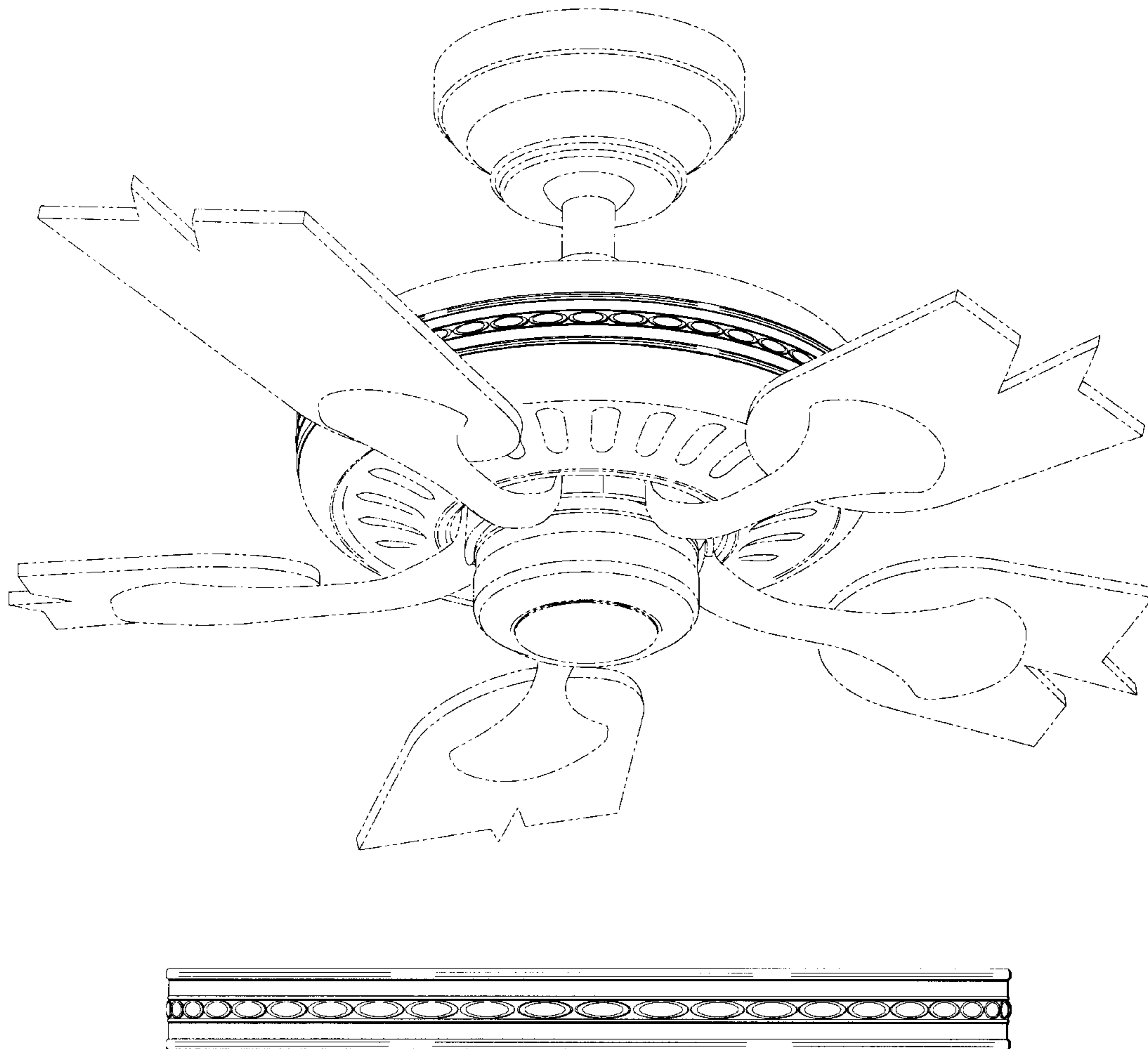
FIG. 5 is an enlarged rear view thereof;

FIG. 6 is an enlarged left-side view thereof; and,

FIG. 7 is an enlarged top view thereof, the bottom view being a mirror image thereof.

The broken-line showing of environmental structure shown in FIG. 1 is for illustrative purposes only and forms no part of the claimed design.

1 Claim, 7 Drawing Sheets



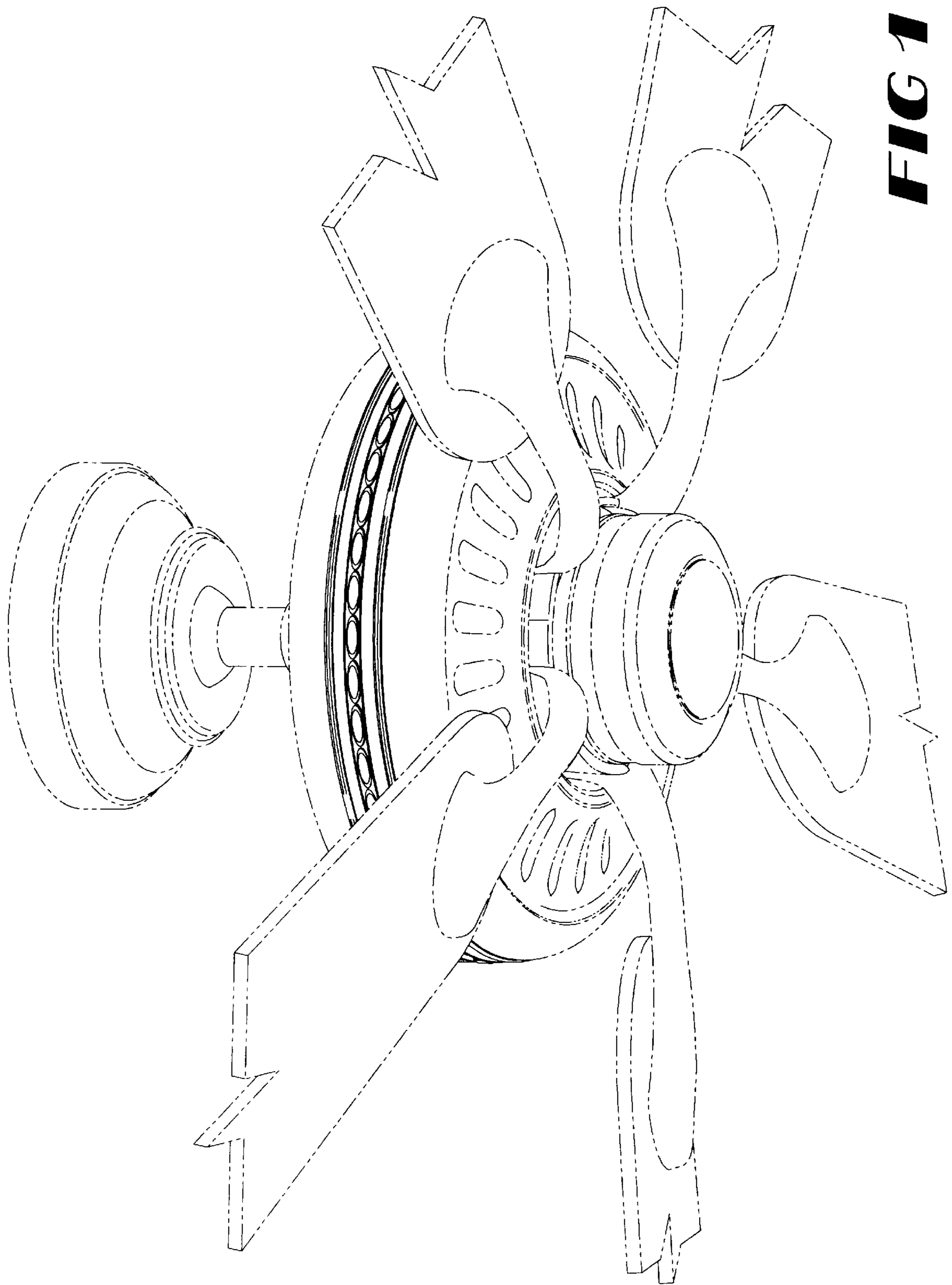


FIG 1

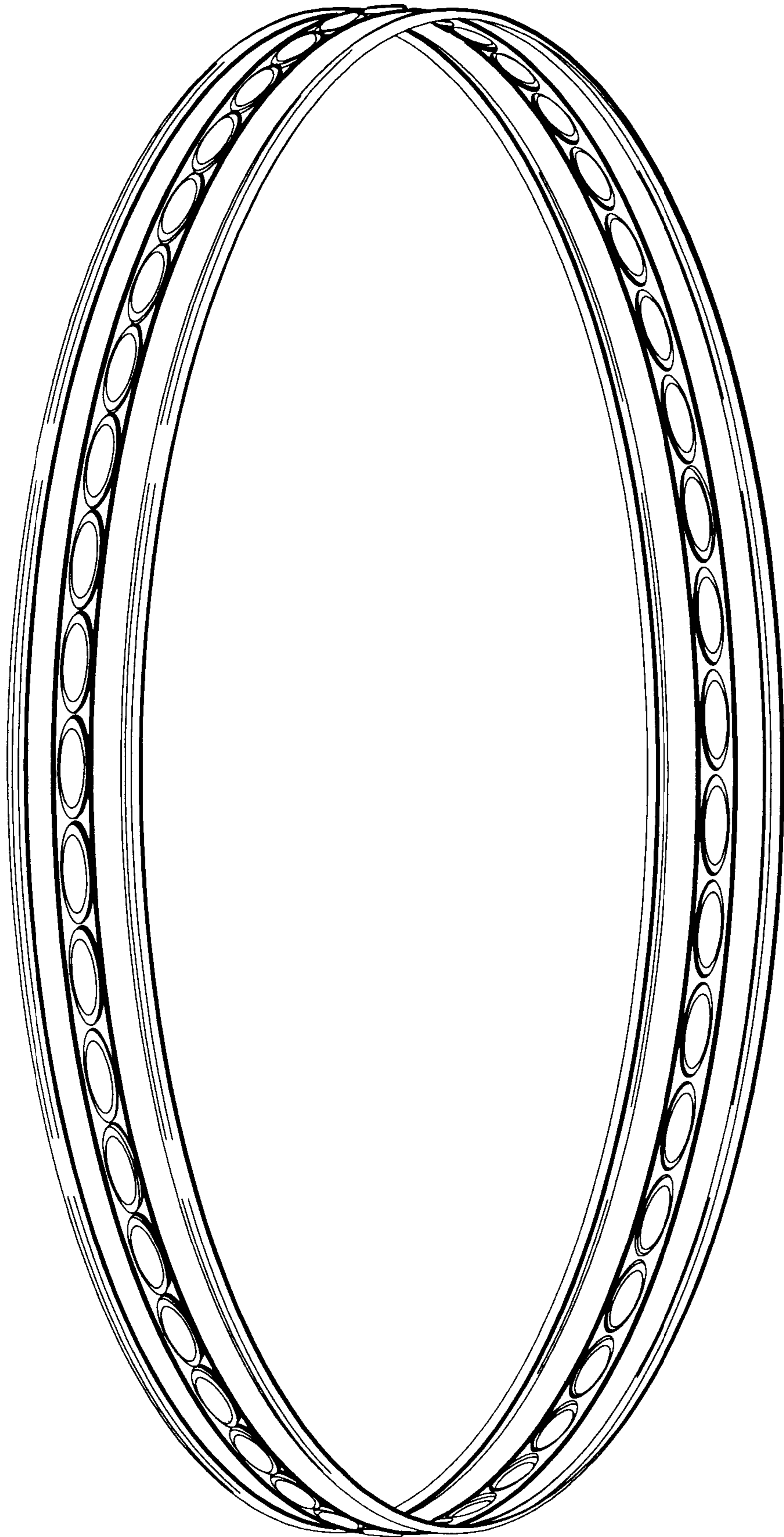


FIG 2

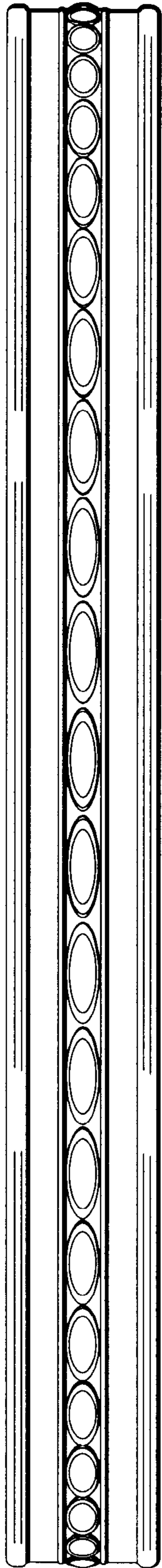


FIG 3




FIG 4

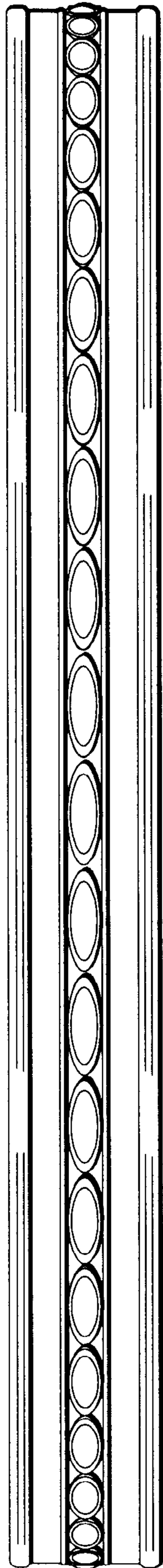


FIG 5




FIG 6




FIG 7