



US00D408882S

# United States Patent [19] Hilgarth

[11] Patent Number: **Des. 408,882**

[45] Date of Patent: **\*\* Apr. 27, 1999**

[54] **IN-LINE ROLLER SKATE**

[75] Inventor: **Kurt Hilgarth**, Graz/Seiersberg, Austria

[73] Assignee: **Calzaturificio Dal Bello Srl**, Casella D'Asolo, Italy

[\*\*] Term: **14 Years**

[21] Appl. No.: **29/069,250**

[22] Filed: **Mar. 20, 1997**

[30] **Foreign Application Priority Data**

Sep. 20, 1996 [XH] Hague Agreement ..... DM/037 602  
Jan. 16, 1997 [XH] Hague Agreement ..... DMA/003566

[51] **LOC (6) Cl.** ..... **21-02**

[52] **U.S. Cl.** ..... **D21/764**

[58] **Field of Search** ..... D21/760-764;  
D2/904, 946; 280/11.19, 11.2, 11.22, 11.26,  
11.27, 809, 811; 36/115, 88, 89, 50.1

[56] **References Cited**

**U.S. PATENT DOCUMENTS**

D. 345,405 3/1994 Cavasin ..... D21/764

D. 358,439 5/1995 Chen ..... D21/764  
D. 368,757 4/1996 Conte ..... D21/764  
5,232,231 8/1993 Carlsmith .  
5,472,218 12/1995 Pratt .  
5,646,716 7/1997 Zhang .  
5,741,019 4/1998 Lu .

*Primary Examiner*—Raphael Barkai  
*Attorney, Agent, or Firm*—Antonelli, Terry, Stout & Kraus, LLP

[57] **CLAIM**

The ornamental design for a in-line roller skate, as shown.

**DESCRIPTION**

FIG. 1 is a front view of an in-line roller skate showing my new design;  
FIG. 2 is a rear view thereof;  
FIG. 3 is a one side view thereof;  
FIG. 4 is the other side view thereof;  
FIG. 5 is a top view thereof; and,  
FIG. 6 is a bottom view thereof.

**1 Claim, 4 Drawing Sheets**



FIG. 1

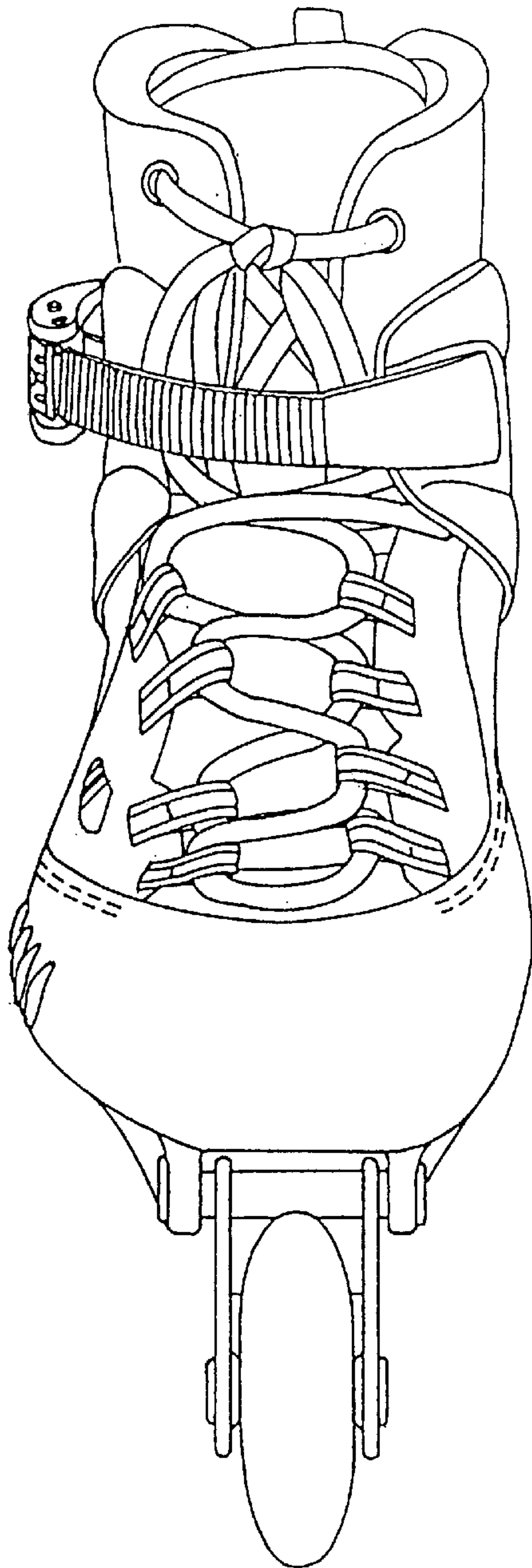


FIG. 2

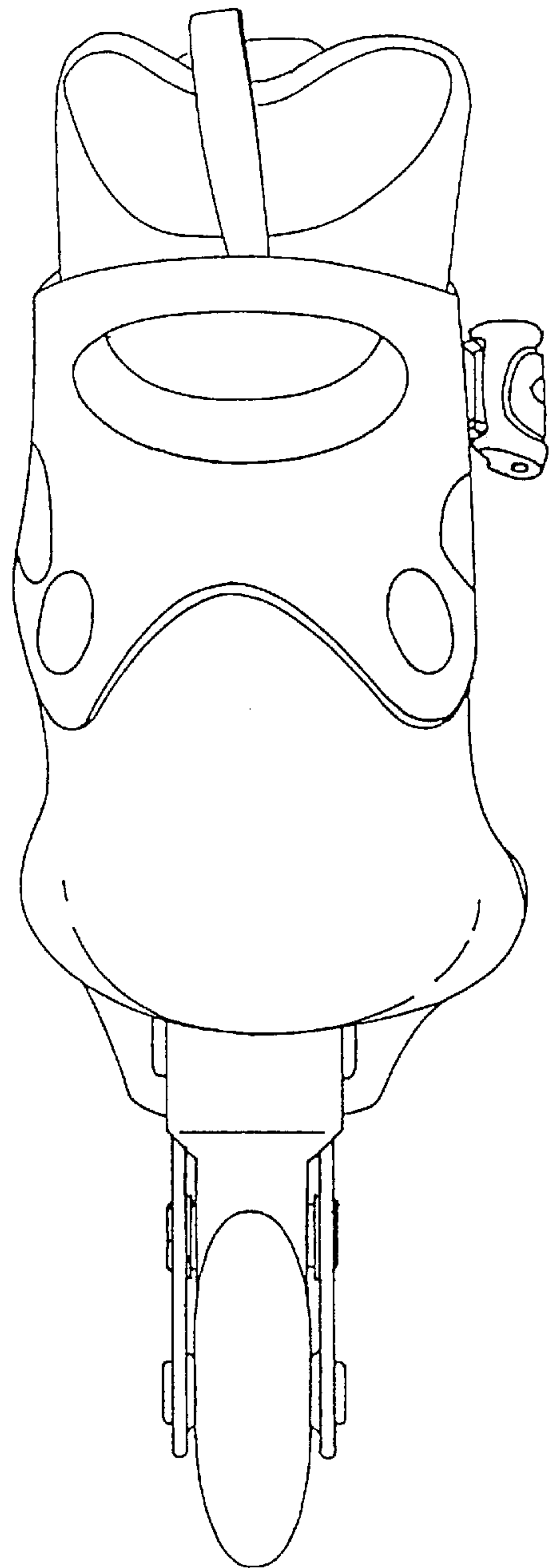
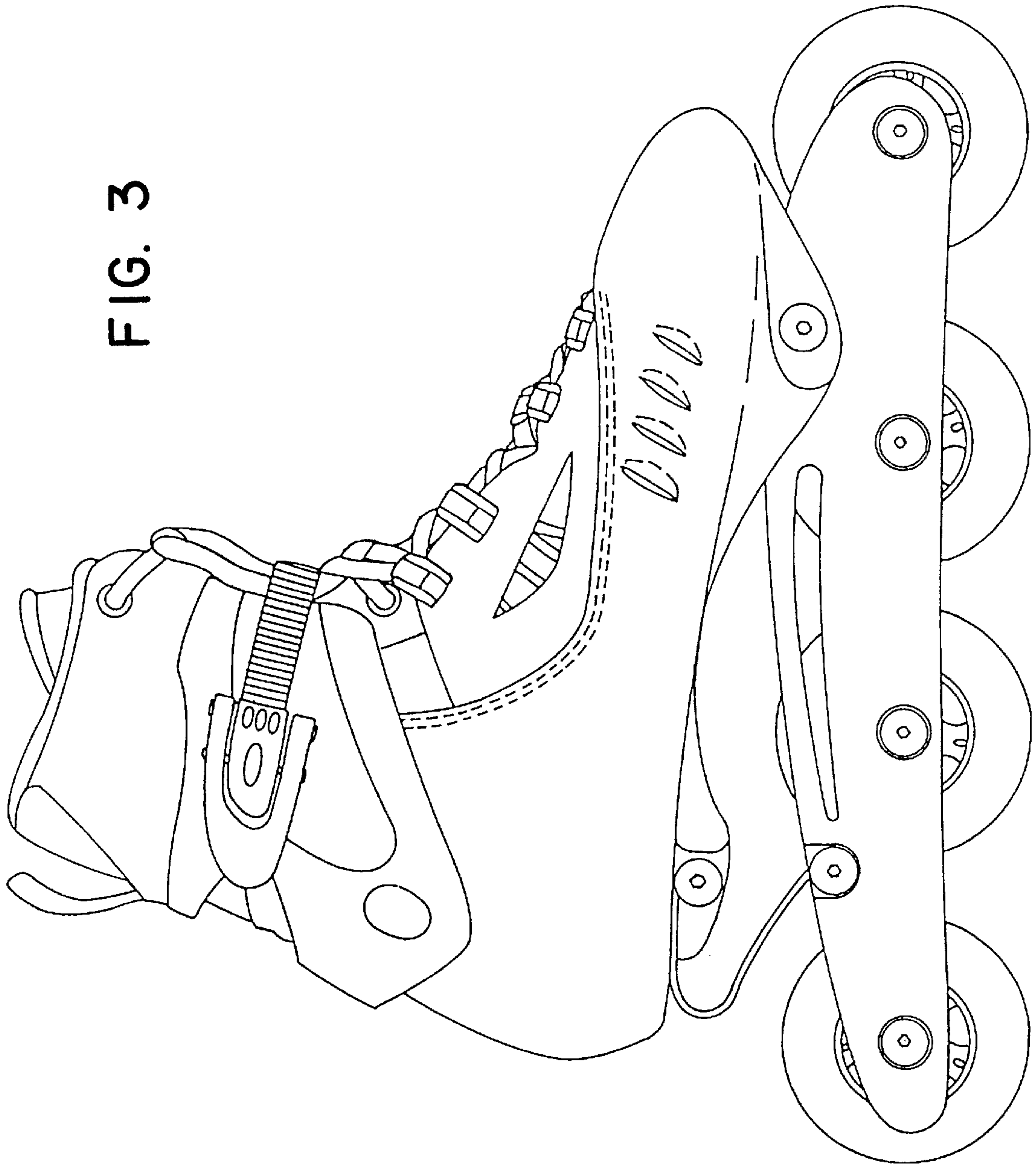


FIG. 3



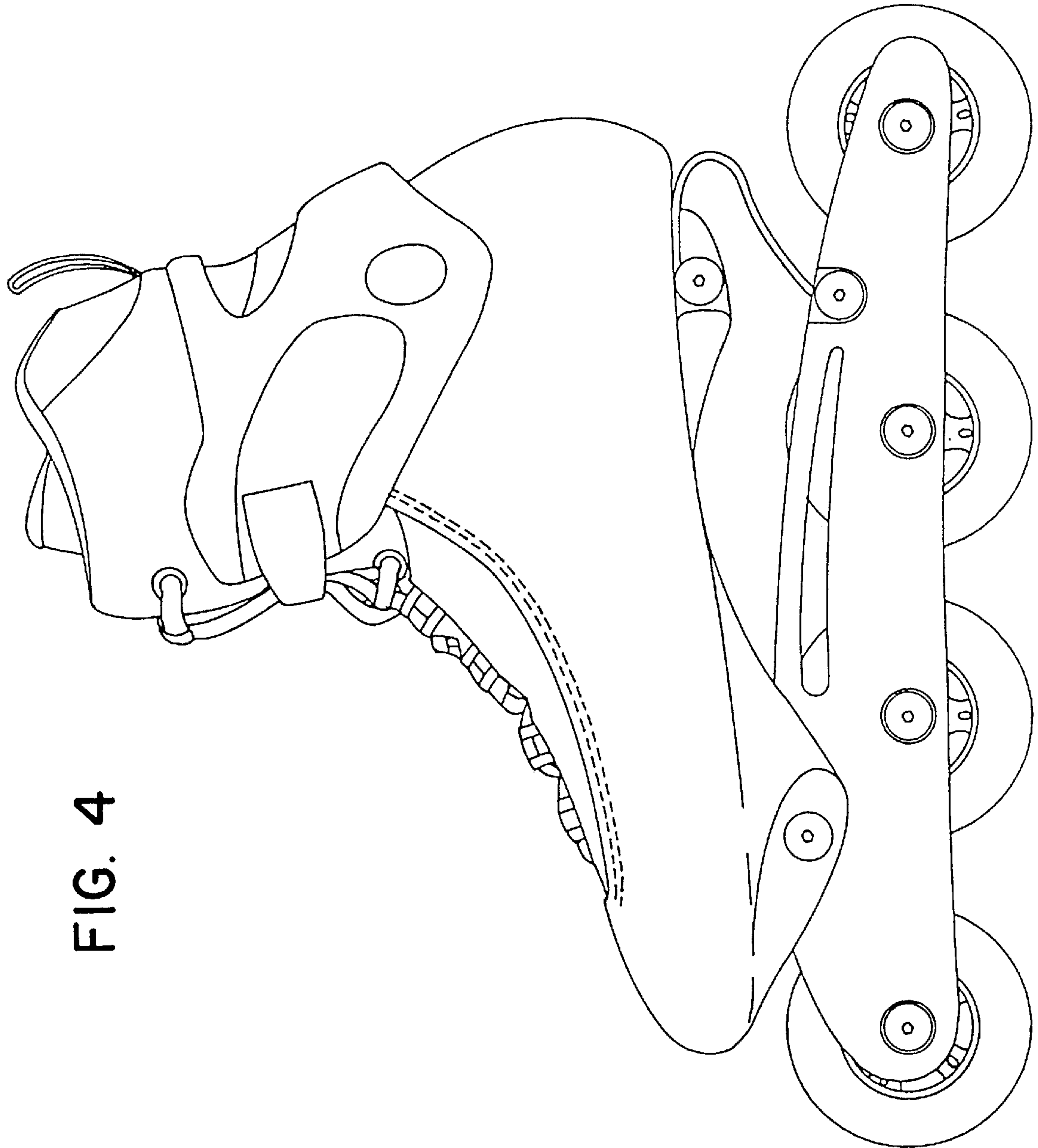


FIG. 4



FIG. 5

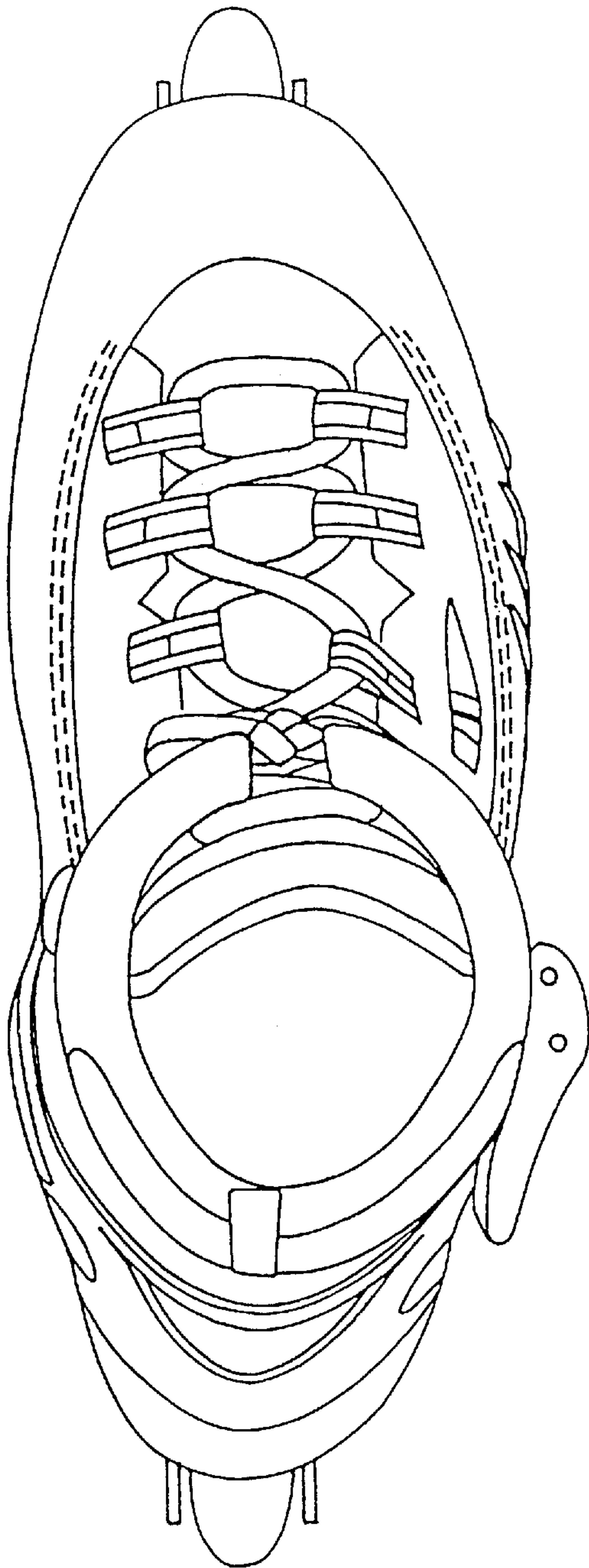


FIG. 6

