



US00D408876S

**United States Patent** [19]  
**Feeney**

[11] **Patent Number: Des. 408,876**

[45] **Date of Patent: \*\*Apr. 27, 1999**

[54] **BASKETBALL**

5,354,053 10/1994 Ratner et al. .... 473/596

[75] Inventor: **Brian Feeney**, Enfield, Conn.

*Primary Examiner*—Ted Shooman  
*Assistant Examiner*—Richelle Shelton

[73] Assignee: **Lisco, Inc.**

[57] **CLAIM**

[\*\*] Term: **14 Years**

The ornamental design for a basketball, as shown and described.

[21] Appl. No.: **29/083,523**

**DESCRIPTION**

[22] Filed: **Feb. 6, 1998**

FIG. 1 is a front elevational view of the basketball showing my new design;

[51] **LOC (6) Cl.** ..... **21-02**

FIG. 2 is a rear elevational view thereof;

[52] **U.S. Cl.** ..... **D21/713**

FIG. 3 is a right side view thereof;

[58] **Field of Search** ..... D21/707, 713;  
473/596, 604; 40/327

FIG. 4 is a left side view thereof;

FIG. 5 is a top plan view thereof; and,

FIG. 6 is a bottom plan view thereof.


The broken line showing in FIG. 4 is for illustrative purposes only and forms no part of the invention.

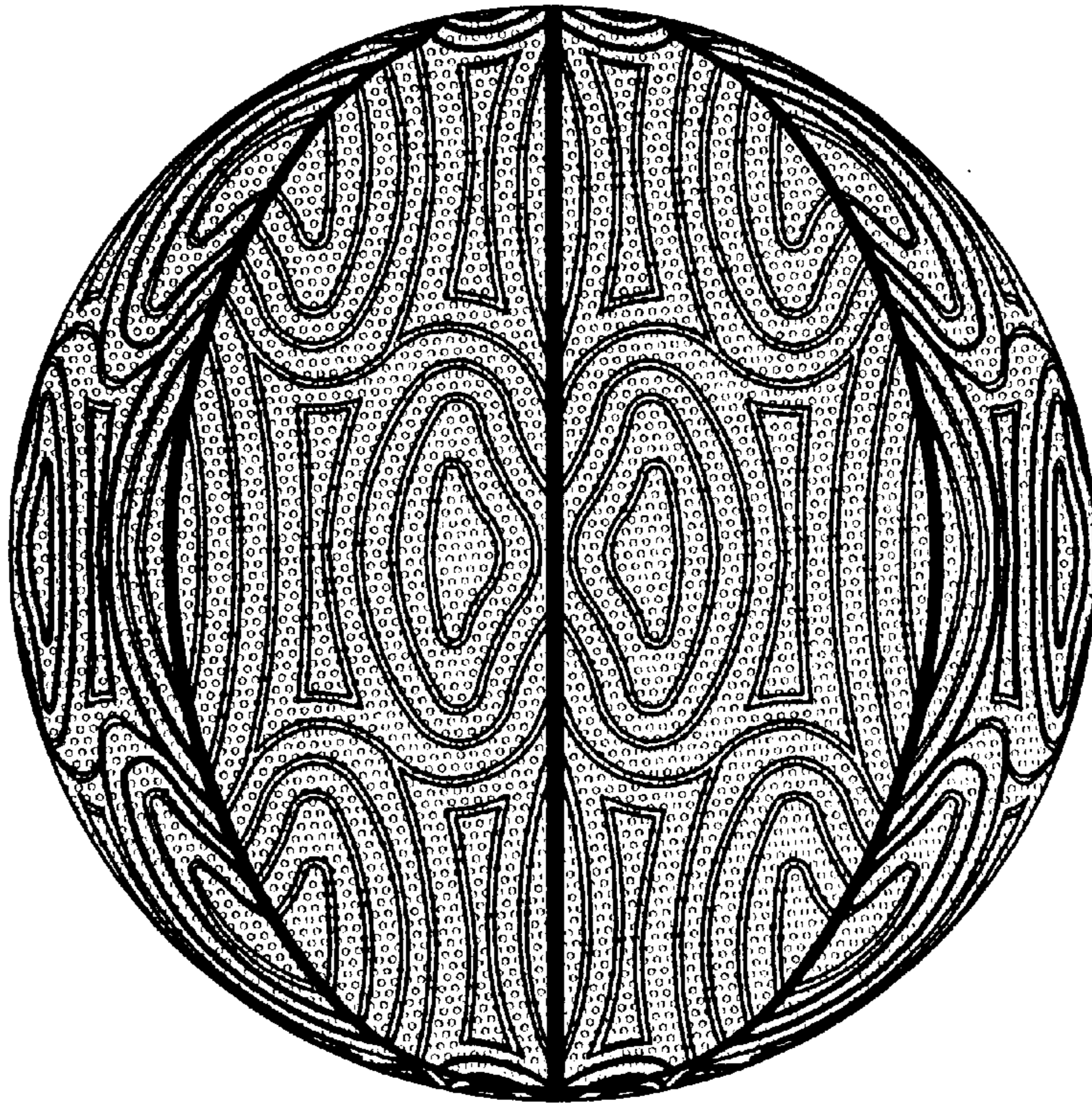
[56] **References Cited**

**U.S. PATENT DOCUMENTS**

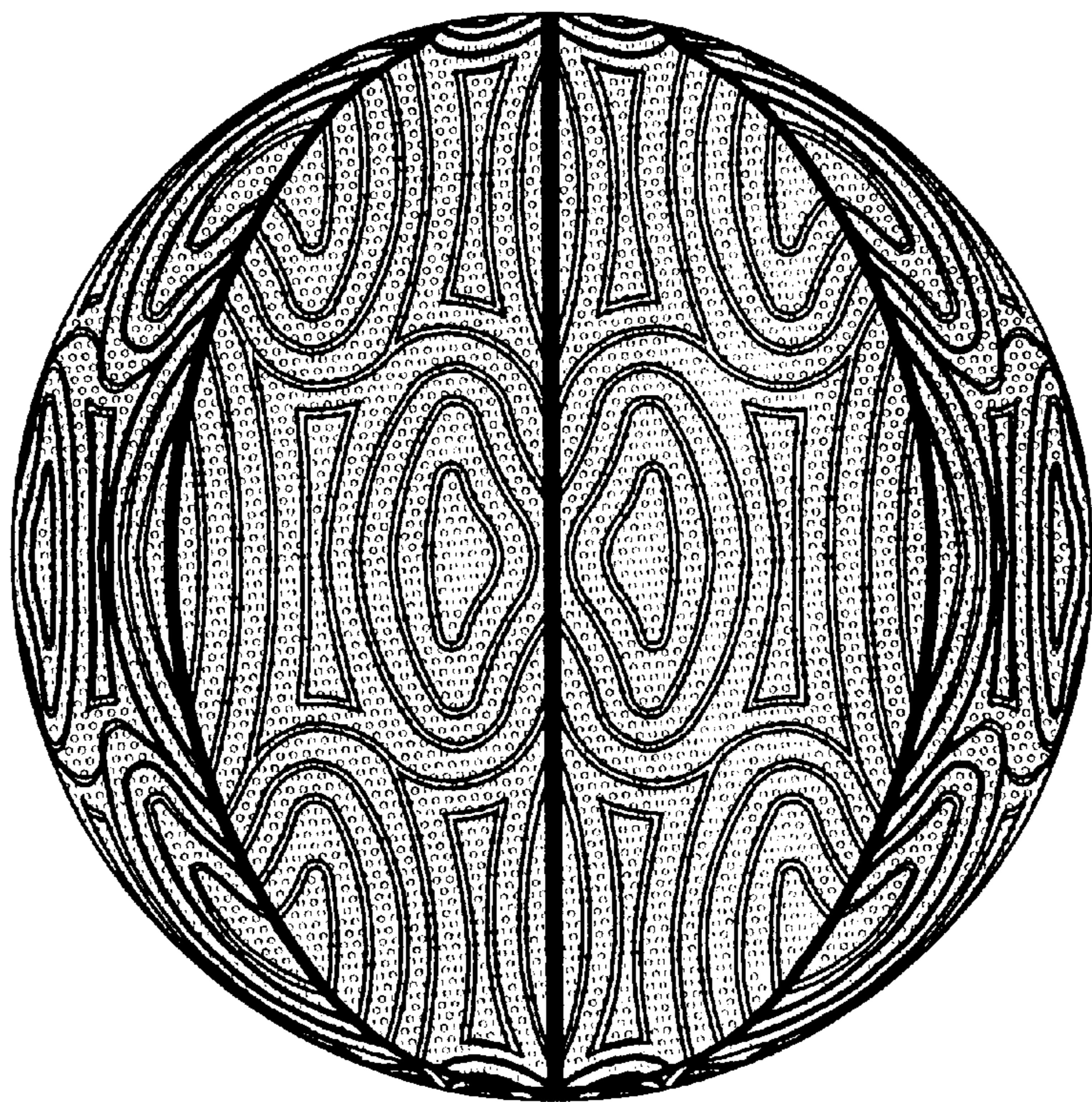
4,570,931 2/1986 Martin ..... 473/596  
4,991,842 2/1991 Finley ..... 473/596

**1 Claim, 3 Drawing Sheets**





*FIG. 1*



*FIG. 2*

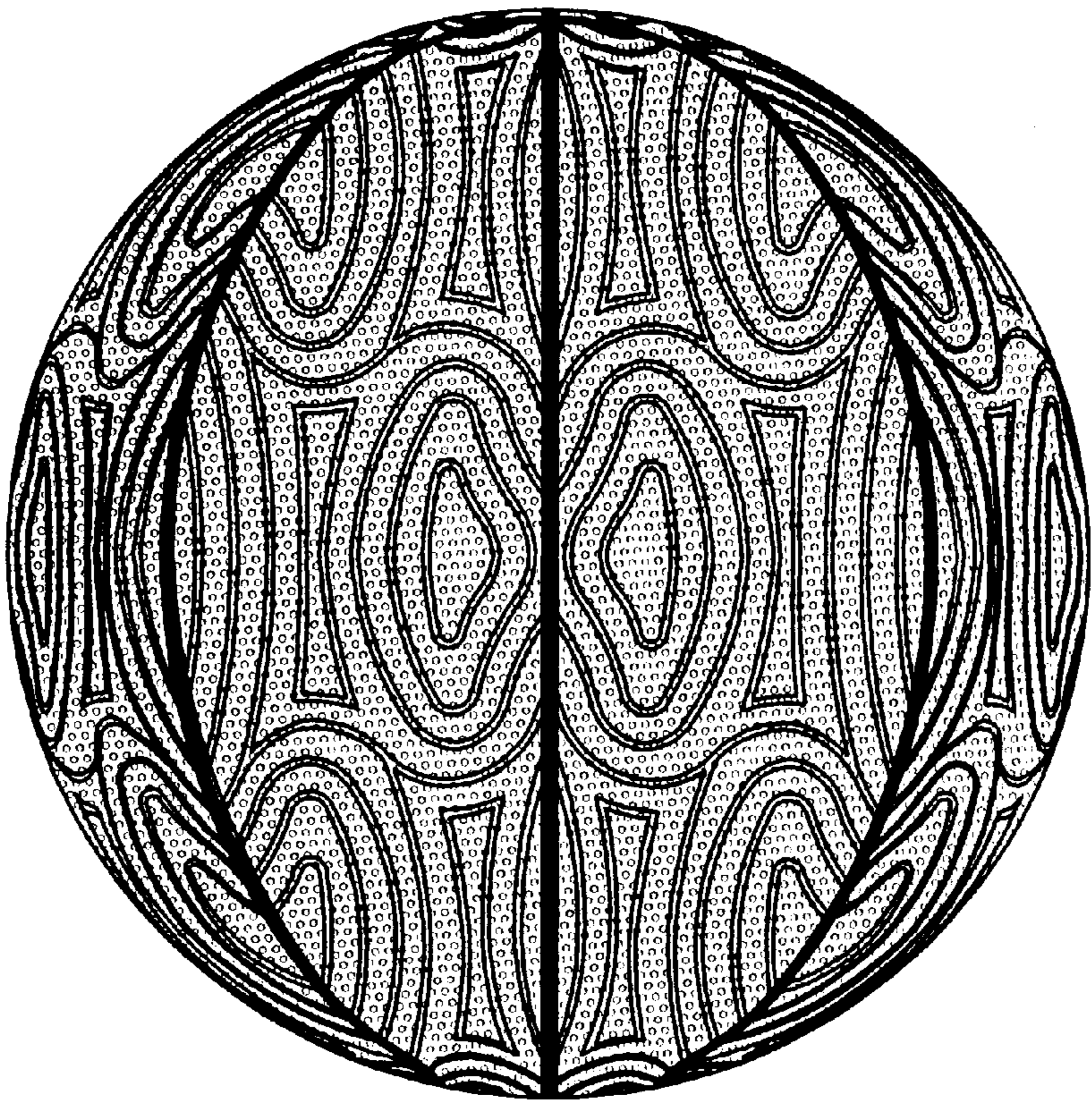


FIG. 3






FIG. 4



*FIG. 5*



*FIG. 6*