



US00D408865S

United States Patent [19]

[11] Patent Number: Des. 408,865

Link et al.

[45] Date of Patent: **Apr. 27, 1999

[54] REFLECTIVE IDENTIFICATION TAG

[57] CLAIM

[76] Inventors: Ernest Link, 5411 Crossview La.;
Michael G Carmody, 421 Annandale
Dr.; John Wiecek, 4613 Rolling Hills
Dr., all of Lake in the Hills, Ill. 60102

The ornamental design for a reflective identification tag, as shown and described.

[**] Term: 14 Years

DESCRIPTION

[21] Appl. No.: 29/079,027

FIG. 1 is a front elevation view of the reflective identification tag of the present invention;

[22] Filed: Nov. 6, 1997

FIG. 2 is a back elevation view of the reflective identification tag of FIG. 1;

[51] LOC (6) Cl. 19-08

FIG. 3 is a left side elevation view of the reflective identification tag of FIG. 1;

[52] U.S. Cl. D20/42; D20/40; D20/22

FIG. 4 is a right side elevation view of the reflective identification tag of FIG. 1;

[58] Field of Search D20/40, 42, 10,
D20/22; 40/299, 331, 673; 283/81, 110

FIG. 5 is a top plan view of the reflective identification tag of FIG. 1;

[56] References Cited

FIG. 6 is a bottom plan view of the reflective identification tag of FIG. 1; and,

U.S. PATENT DOCUMENTS


FIG. 7 is a top, front, right side perspective view of the reflective identification tag of FIG. 1.

- D. 390,608 2/1998 Holden D20/27
- D. 393,487 4/1998 Cunitz et al. D20/25

The broken lines are shown for illustrative purposes only and form no part of the claimed design.

Primary Examiner—Susan J. Lucas
Assistant Examiner—Jennifer Rivard

1 Claim, 3 Drawing Sheets






Fig. 1

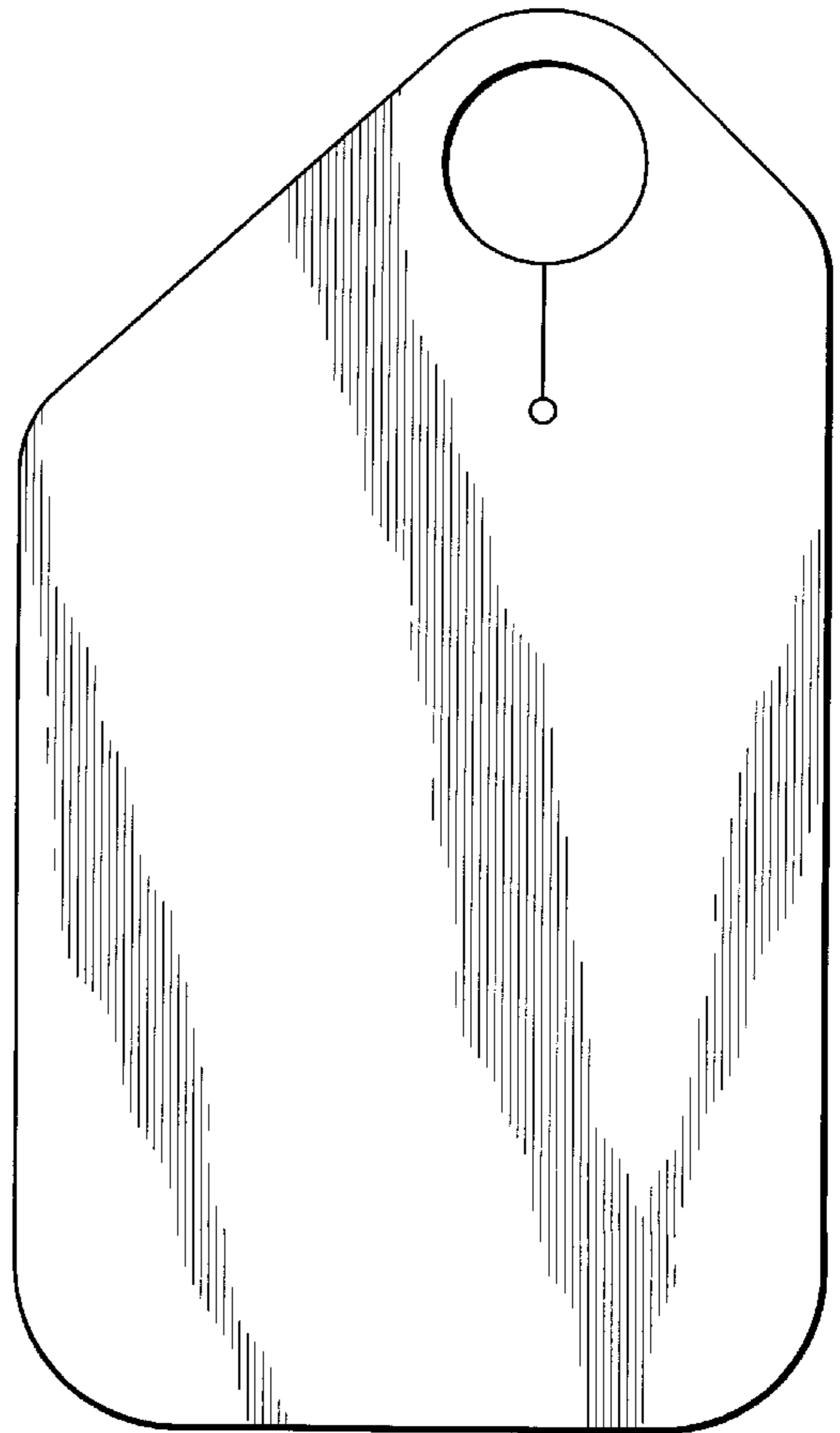


Fig. 2



Fig. 3



Fig. 4



Fig. 5



Fig. 6

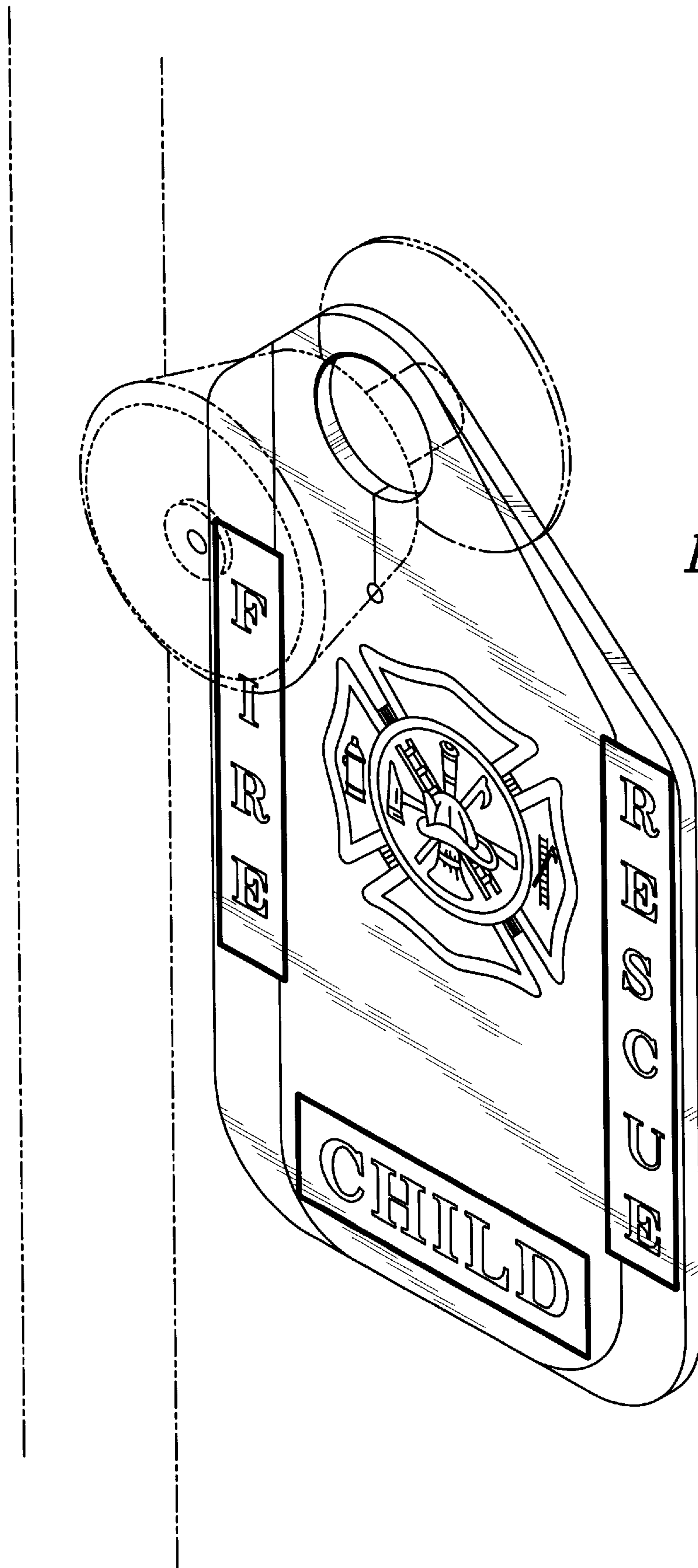


Fig. 7