



US00D408854S

# United States Patent [19] Katami

[11] **Patent Number: Des. 408,854**

[45] **Date of Patent: \*\* Apr. 27, 1999**

[54] **PEN**  
[75] **Inventor: Kazunori Katami, Tsurugashima, Japan**  
[73] **Assignee: Tombow Pencil Co. Ltd., Japan**  
[\*\*] **Term: 14 Years**

D. 327,703 7/1992 Katami ..... D19/36  
D. 336,108 6/1993 Katami ..... D19/48  
D. 366,062 1/1996 Takahashi ..... D19/46 X  
2,468,258 4/1949 Fahringer et al. .... 401/31  
2,561,824 7/1951 Schmieglitz ..... 401/31

[21] **Appl. No.: 29/078,096**  
[22] **Filed: Oct. 3, 1997**

*Primary Examiner*—Martie Thompson  
*Attorney, Agent, or Firm*—Townsend and Townsend and Crew

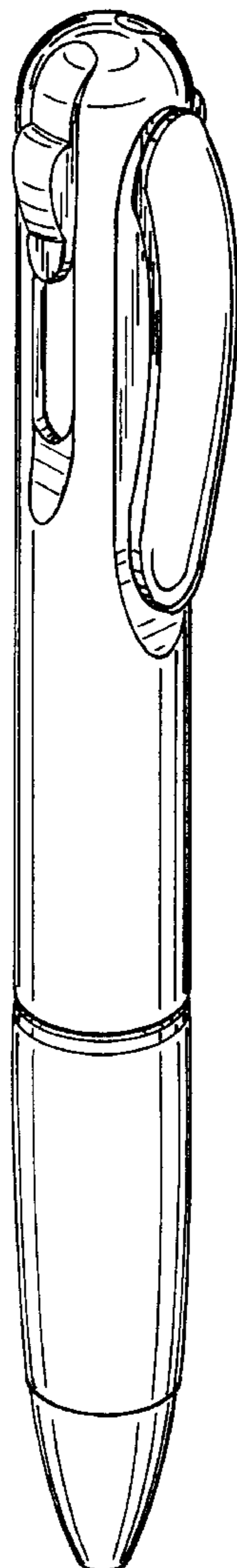
[51] **LOC (6) Cl. .... 19-06**  
[52] **U.S. Cl. .... D19/51; D19/41; D19/56;  
D19/46; D19/36**  
[58] **Field of Search ..... D19/35, 36, 41-51,  
D19/53-58, 81-85; 401/29, 30, 31, 32,  
33, 34, 35, 99, 100, 209, 195**


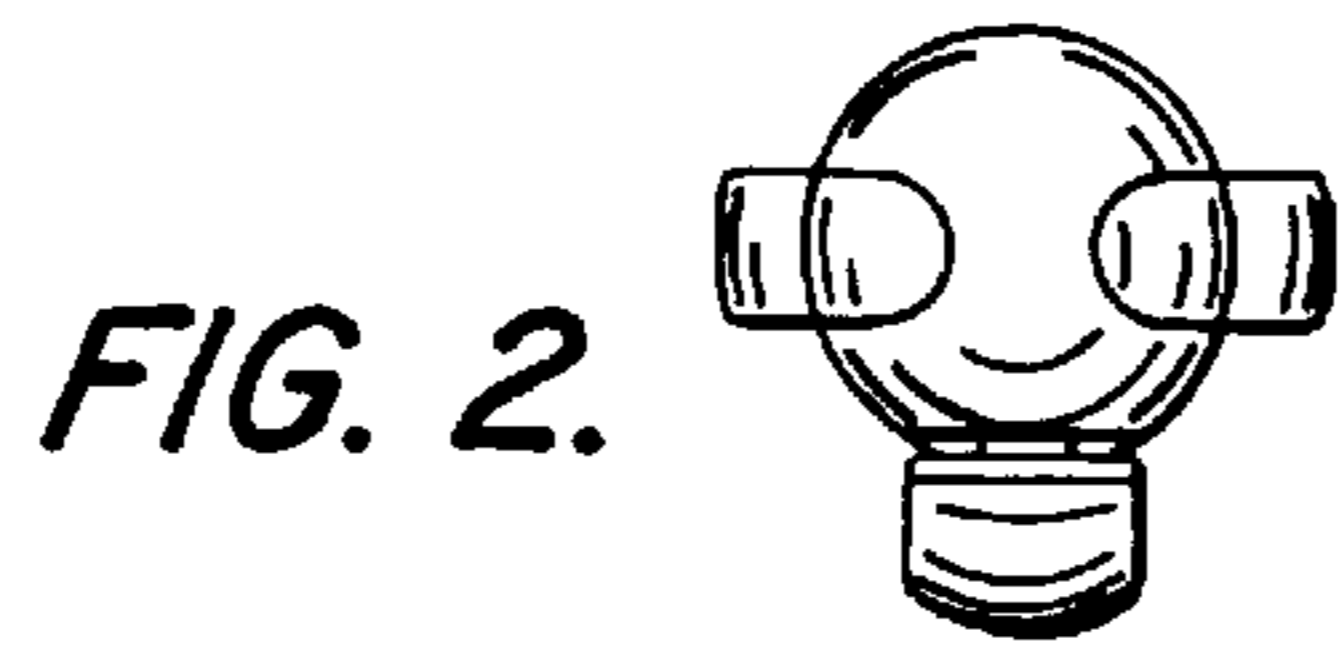
[57] **CLAIM**  
The ornamental design for a pen, as shown and described.

[56] **References Cited**  
**U.S. PATENT DOCUMENTS**  
D. 316,726 5/1991 Itoh ..... D19/51  
D. 321,720 11/1991 Sakurada ..... D19/36 X  
D. 324,070 2/1992 Suzuki ..... D19/41 X

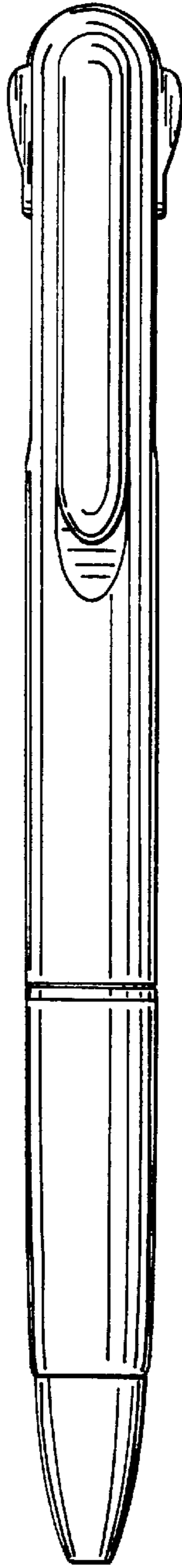
**DESCRIPTION**  
FIG. 1 is a perspective view of a pen showing my new design;  
FIG. 2 is the top plan view;  
FIG. 3 is the front elevational view of the pen;  
FIG. 4 is the right side elevational view of the pen; the left side being a mirror image thereof;  
FIG. 5 is the rear elevational view of the pen; and,  
FIG. 6 is the bottom plan view.

**1 Claim, 1 Drawing Sheet**






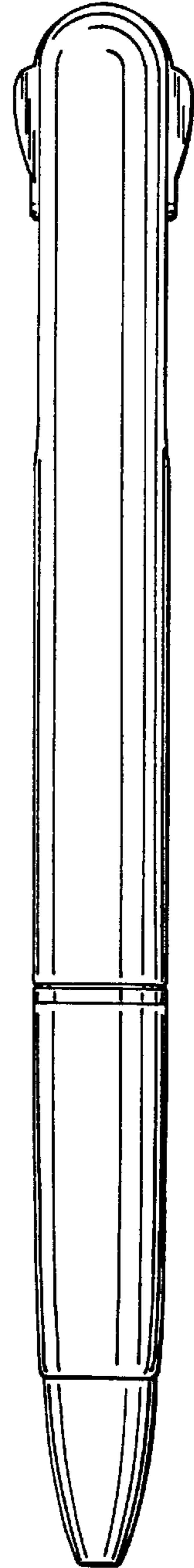
*FIG. 1.*



*FIG. 3.*



*FIG. 4.*



*FIG. 5.*

