



US00D408845S

**United States Patent** [19]  
**Harumoto**

[11] **Patent Number: Des. 408,845**

[45] **Date of Patent: \*\*Apr. 27, 1999**

[54] **TONER CARTRIDGE**

D. 398,634 9/1998 Katayama et al. .... D18/43

[75] Inventor: **Katsumi Harumoto**, Iwatsuki, Japan

*Primary Examiner*—Caron D. Veynar  
*Attorney, Agent, or Firm*—Oliff & Berridge, PLC

[73] Assignee: **Fuji Xerox Co., Ltd.**, Tokyo, Japan

[57] **CLAIM**

[\*\*] Term: **14 Years**

The ornamental design for a toner cartridge, as shown and described.

[21] Appl. No.: **29/088,374**

[22] Filed: **May 21, 1998**

**DESCRIPTION**

[30] **Foreign Application Priority Data**

FIG. 1 is a perspective view of the top, front and right side of a toner cartridge showing my new design;

Nov. 25, 1997 [JP] Japan ..... 9-75882

FIG. 2 is a front view thereof;

[51] **LOC (6) Cl.** ..... **16-03**

FIG. 3 is a right side view thereof;

[52] **U.S. Cl.** ..... **D18/43**

FIG. 4 is a top plan view thereof;

[58] **Field of Search** ..... D18/36, 40, 43,  
D18/56; 399/24, 25, 27, 28, 61, 99, 106,  
262

FIG. 5 is a rear view thereof;

FIG. 6 is a left side view thereof;

FIG. 7 is a bottom view thereof;

FIG. 8 is a left side view thereof, with the cover in an alternate position; and,

FIG. 9 is a front view thereof, with the cover in an alternate position.

[56] **References Cited**

**U.S. PATENT DOCUMENTS**

D. 330,215 10/1992 Saito et al. .... D18/40

**1 Claim, 3 Drawing Sheets**

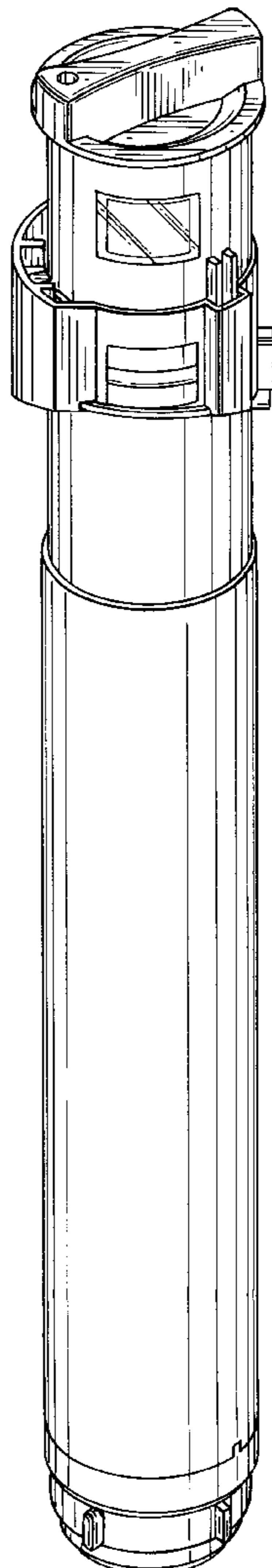


FIG. 1

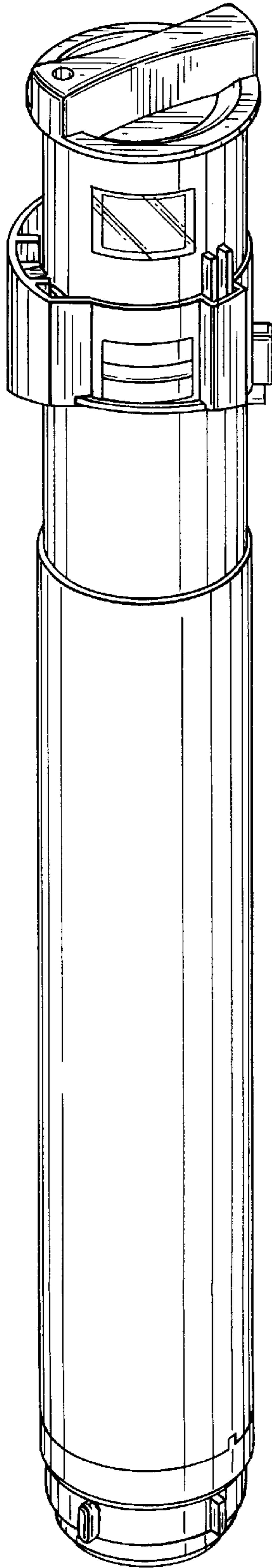


FIG. 2

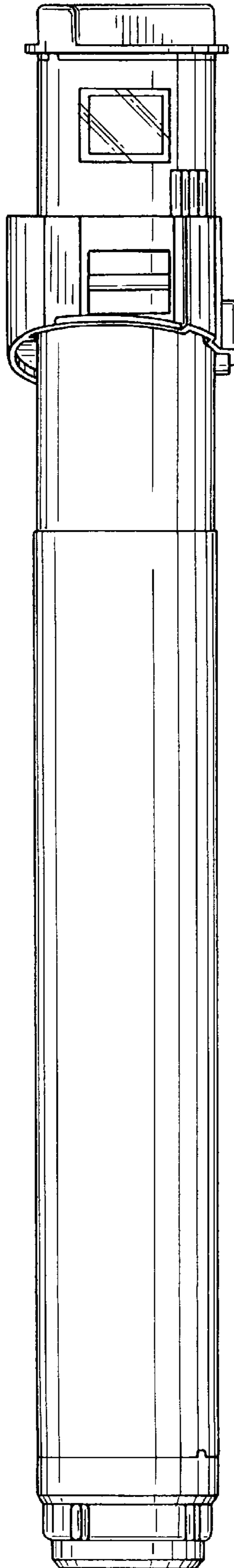


FIG. 3

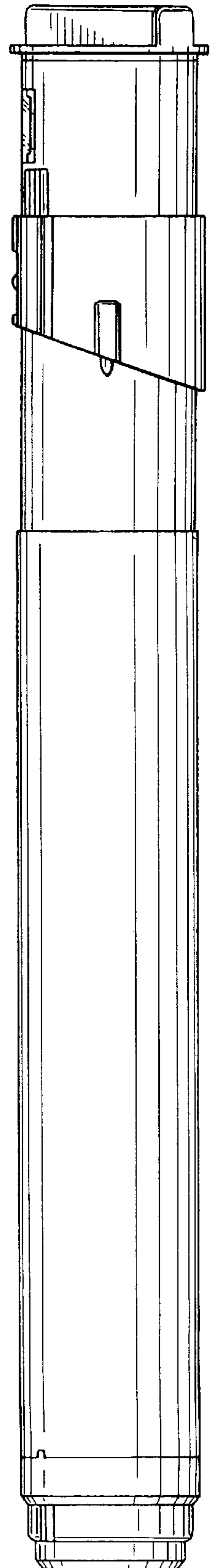


FIG. 4

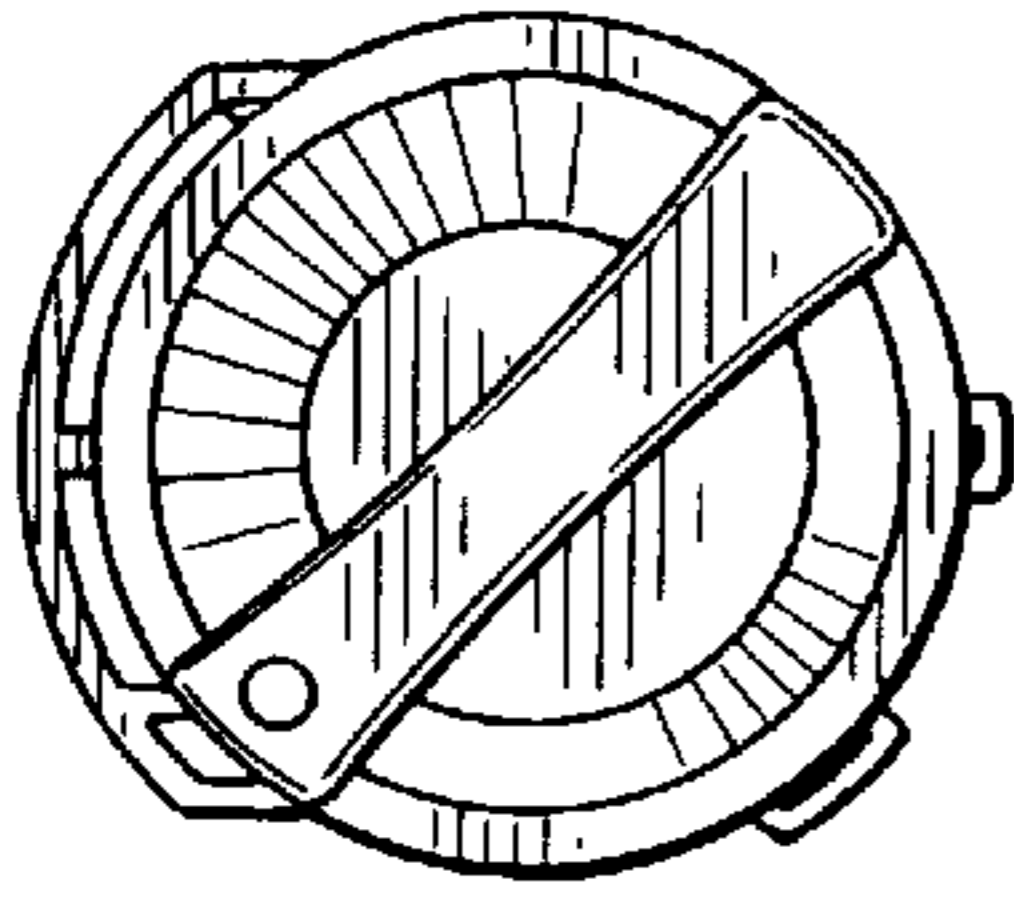


FIG. 5

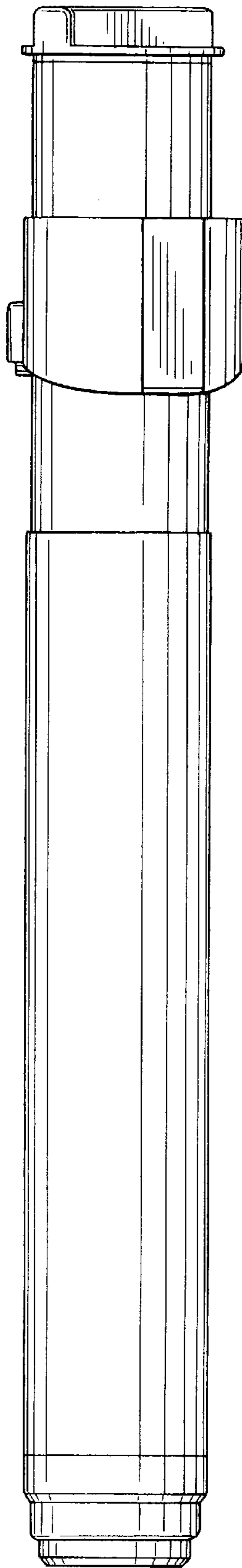


FIG. 6

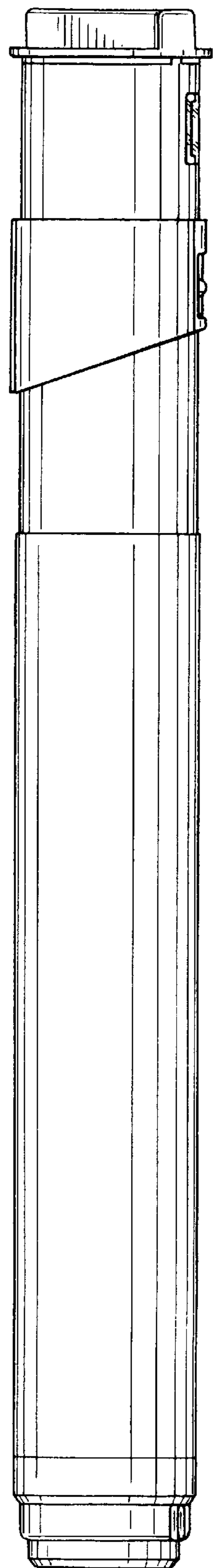


FIG. 7

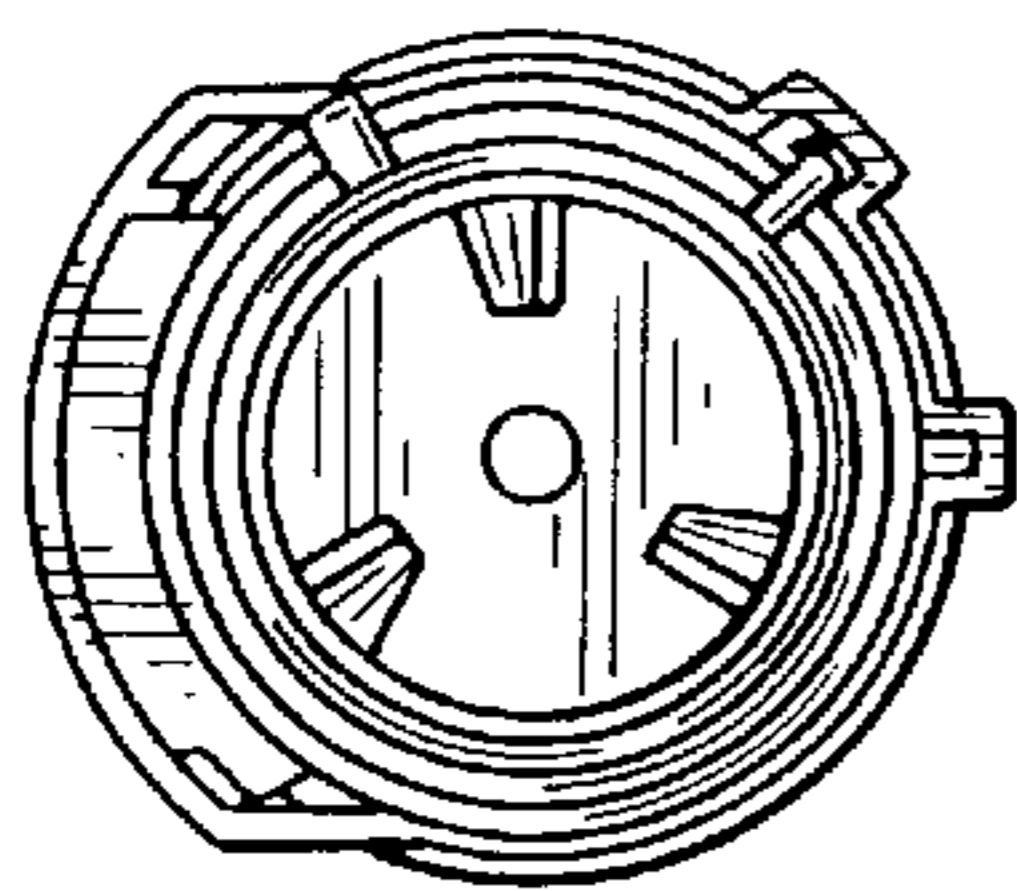


FIG. 8

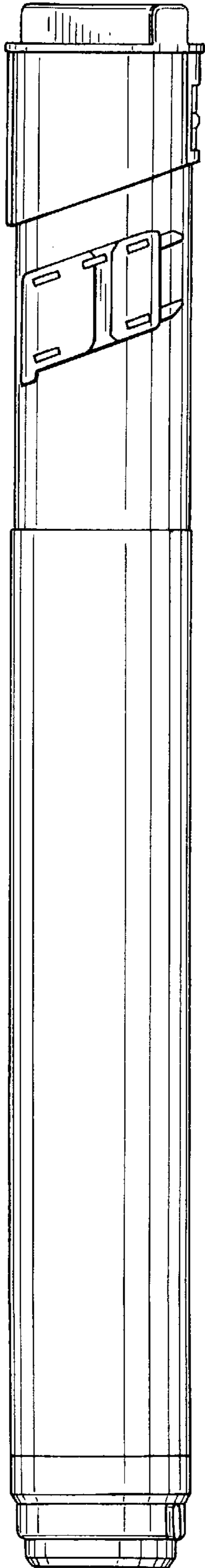


FIG. 9

