



US00D408839S

United States Patent [19]

Matera

[11] Patent Number: Des. 408,839

[45] Date of Patent: **Apr. 27, 1999

[54] EYEWEAR

[75] Inventor: Pasquale J. Matera, Plainview, N.Y.

[73] Assignee: J.W. Envisions, Inc., Huntingdon Valley, Pa.

[**] Term: 14 Years

[21] Appl. No.: 29/090,626

[22] Filed: Jul. 13, 1998

[51] LOC (6) Cl. 16-06

[52] U.S. Cl. D16/315

[58] Field of Search D16/101, 300-330, D16/335; 351/41, 44, 51, 52, 158, 103-109, 47-48, 57-59, 83, 87; 2/429, 430, 432, 436, 439, 446-448

[56] **References Cited**

U.S. PATENT DOCUMENTS

D. 141,195	5/1945	Baratelli	D16/314
D. 147,153	7/1947	Splaine	D16/315
D. 195,311	5/1963	McNeill	D16/315
D. 199,932	12/1964	Shindler	D16/316

D. 247,440	3/1978	Bloch	D16/316
D. 347,017	5/1994	Bolle	D16/314
D. 380,227	6/1997	Bolle	D16/314
D. 385,897	11/1997	Lin	D16/314
D. 392,661	3/1998	Porsche et al.	D16/316
D. 394,276	5/1998	Peschel	D16/315
D. 395,329	6/1998	Porsche et al.	D16/316
5,576,775	11/1996	Bolle	2/436
5,661,535	8/1997	Wang	351/111

Primary Examiner—Raphael Barkai
Attorney, Agent, or Firm—Gregory J. Gore

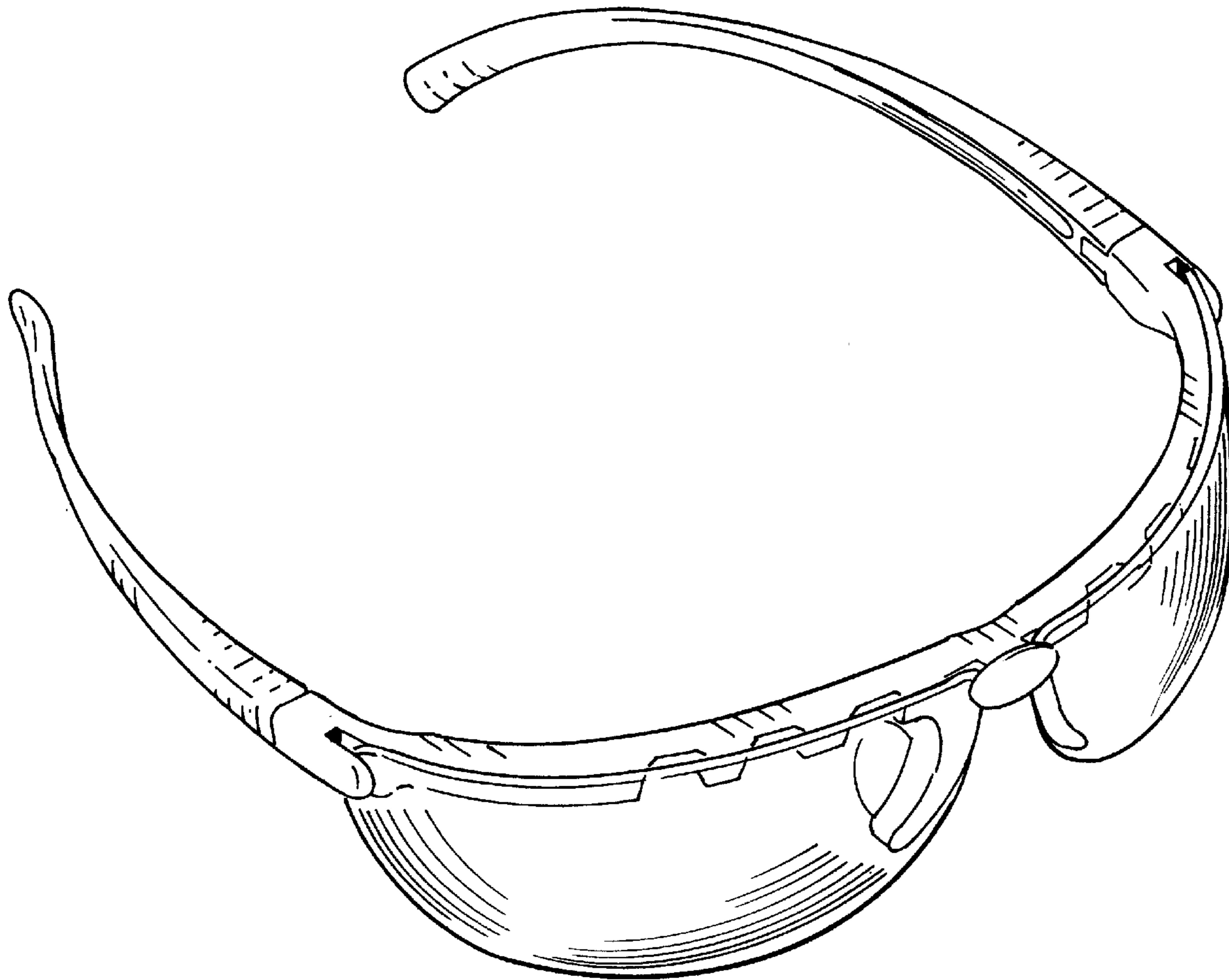
[57] **CLAIM**

The ornamental design for eyewear, as shown and described.

DESCRIPTION

FIG. 1 is a perspective view of eyewear showing my new design;
FIG. 2 is a right side elevational view thereof, the side opposite being substantially a mirror image;
FIG. 3 is a top plan view thereof;
FIG. 4 is a front elevational view thereof;
FIG. 5 is a rear elevational view thereof; and,
FIG. 6 is a bottom plan view thereof.

1 Claim, 3 Drawing Sheets



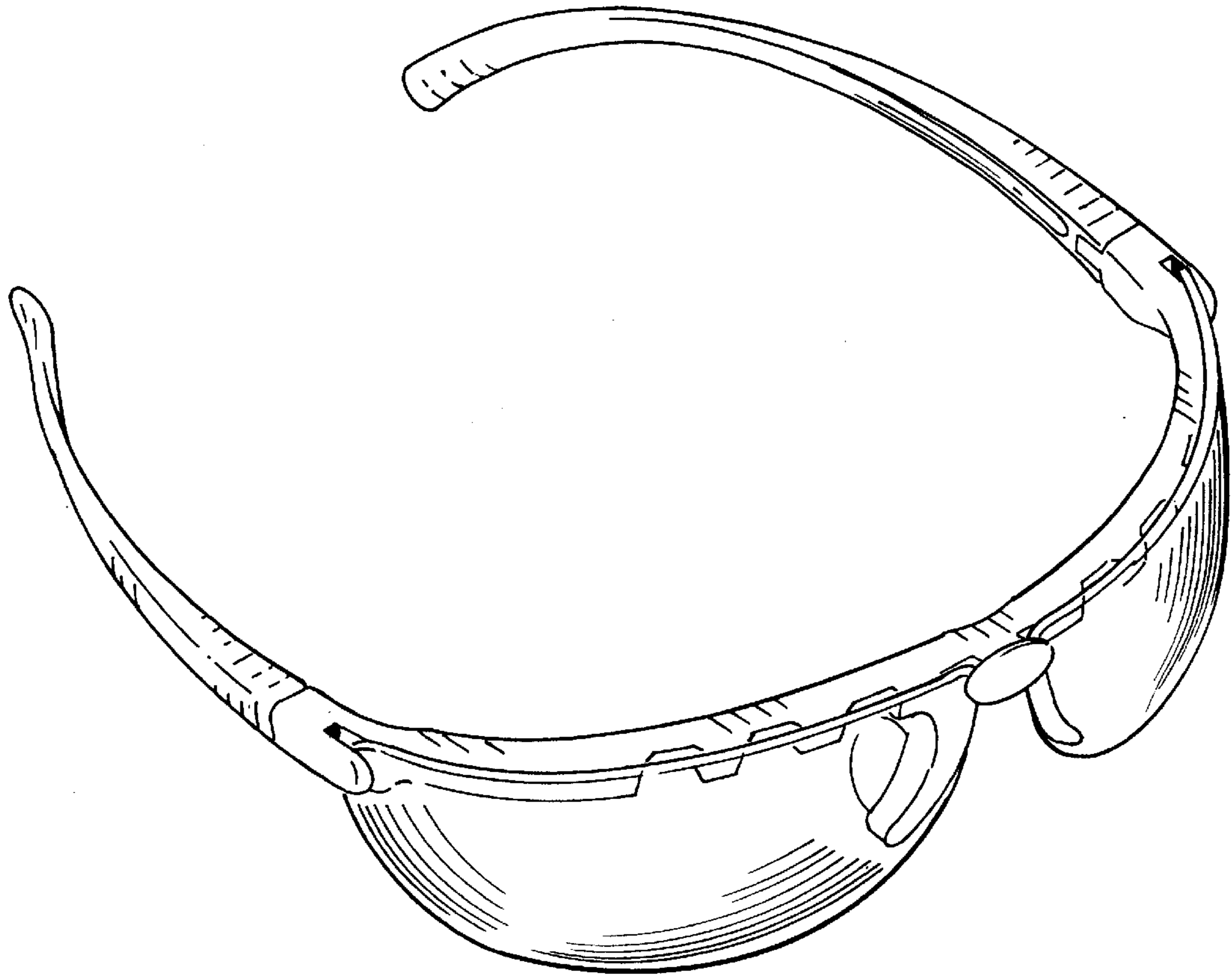


Fig. 1

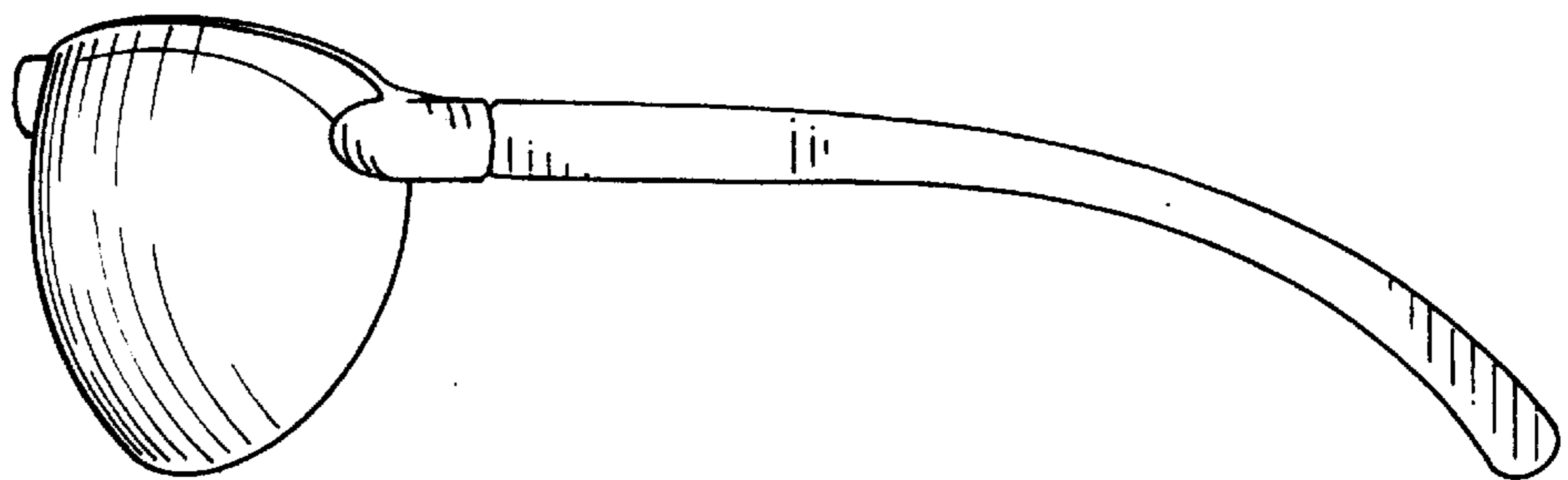


Fig. 2

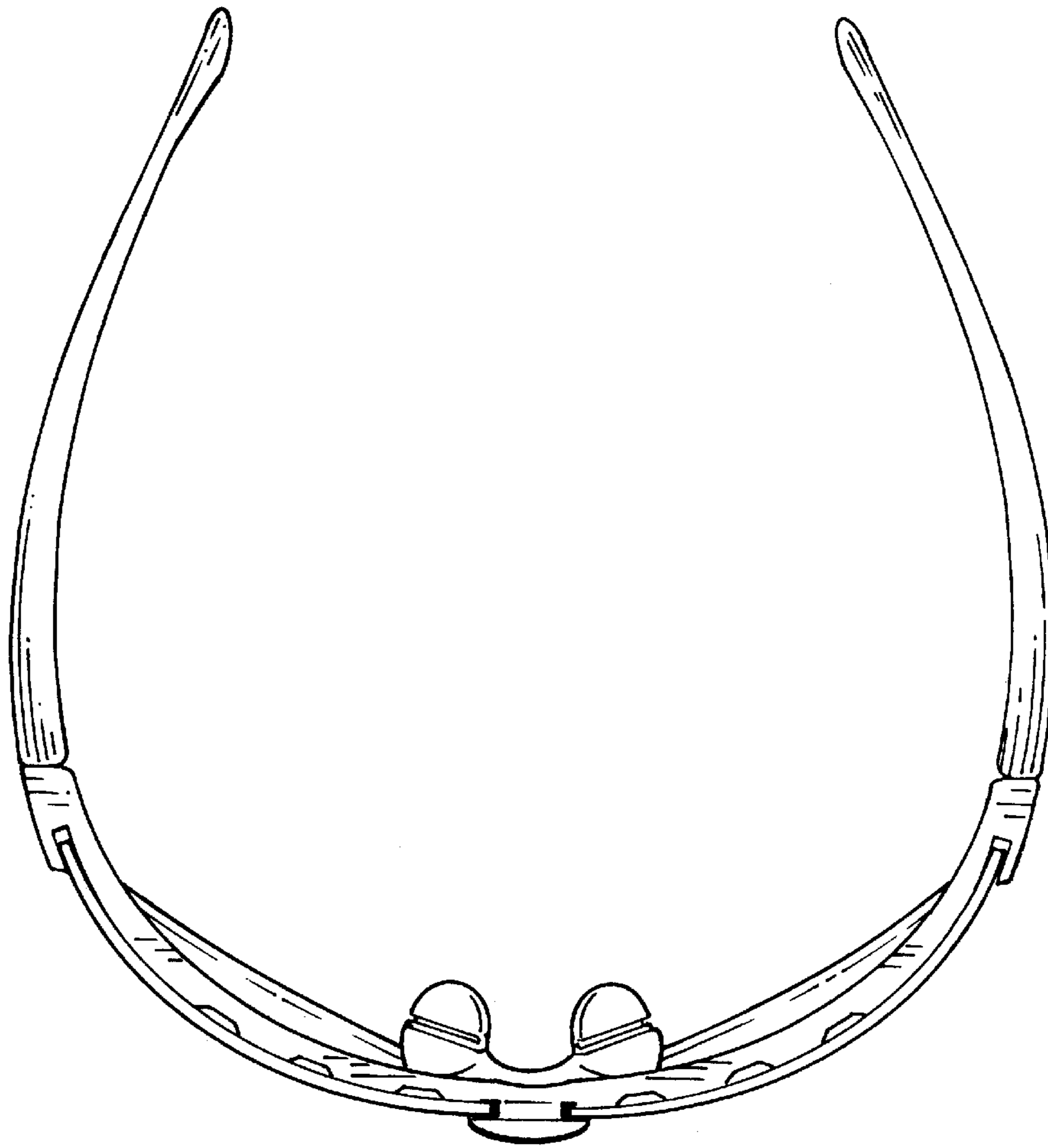


Fig. 3




Fig. 4




Fig. 5

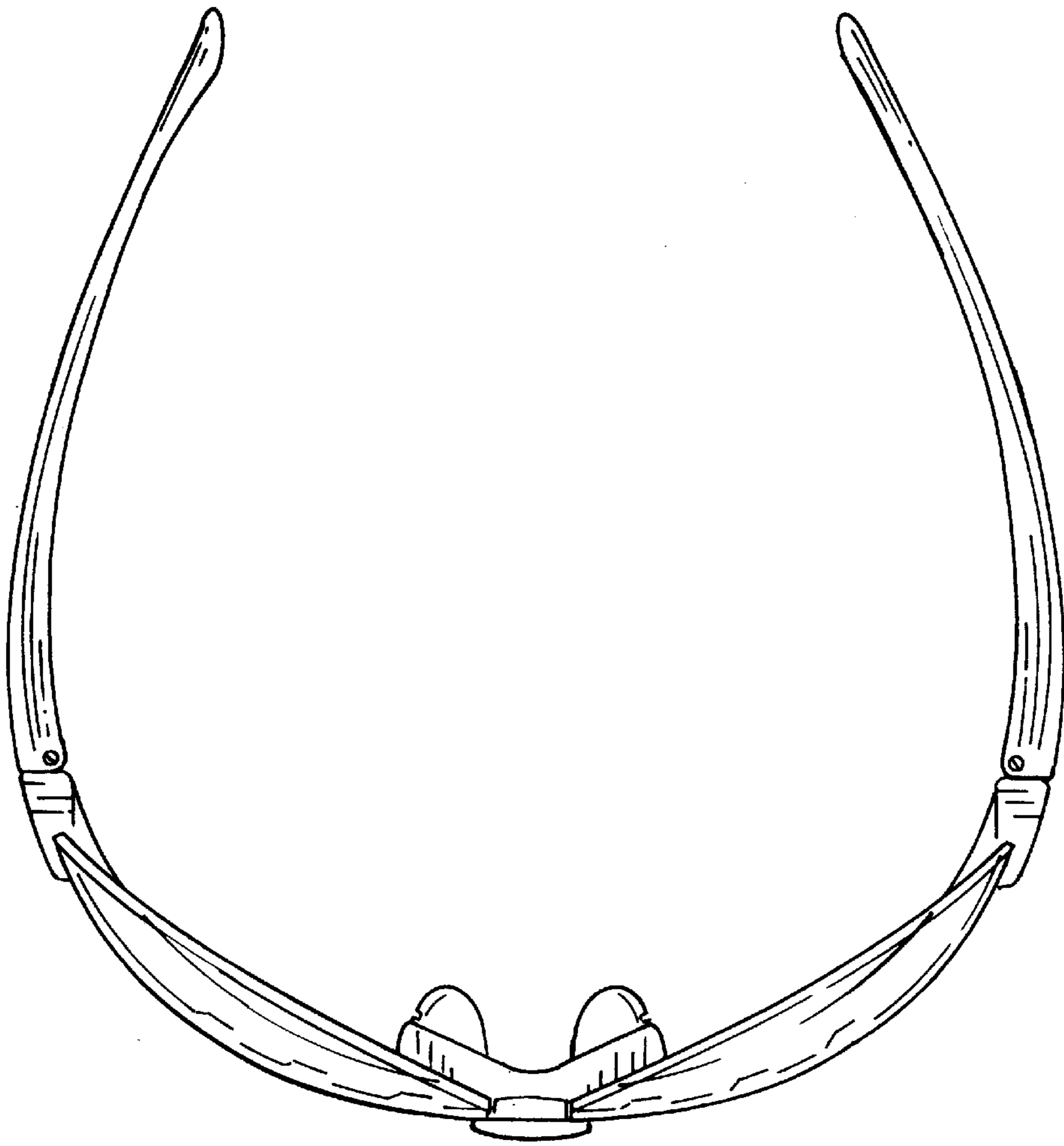


Fig. 6