

US00D408836S

United States Patent [19]

Solomon et al.

[11] Patent Number: Des. 408,836

[45] Date of Patent: ** Apr. 27, 1999

[54] FRONT COVER OF A CAMERA

[75] Inventors: **Jeffrey A. Solomon**, Spencerport;
Steven S. Chapman, Corfu, both of
N.Y.

[73] Assignee: **Eastman Kodak Company**, Rochester,
N.Y.

[**] Term: **14 Years**

[21] Appl. No.: **29/085,514**

[22] Filed: **Mar. 25, 1998**

Related U.S. Application Data

[63] Continuation-in-part of application No. 29/082,379, Nov. 16, 1997.

[51] LOC (6) Cl. **16-05**

[52] U.S. Cl. **D16/219**

[58] Field of Search D16/200-205,
D16/208, 209, 216-218; 396/6, 176, 535-543

[56] References Cited

U.S. PATENT DOCUMENTS

- D. 315,916 4/1991 Leonard et al. .
- D. 321,704 11/1991 Leonard et al. .
- D. 343,847 2/1994 McBride et al. .
- D. 356,590 3/1995 Schelling .
- D. 364,561 11/1995 Chapman et al. .
- D. 364,635 11/1995 Chapman et al. .
- D. 367,283 2/1996 Lyon et al. .
- D. 369,546 5/1996 Chapman et al. .
- D. 369,820 5/1996 Chapman et al. .
- D. 370,228 5/1996 Chapman et al. .

- D. 370,685 6/1996 Chapman et al. .
- D. 371,068 6/1996 Chapman et al. .
- D. 371,069 6/1996 Chapman et al. .
- D. 371,563 7/1996 Chapman et al. .
- D. 373,308 9/1996 Chapman et al. .
- D. 374,687 10/1996 Chapman et al. .
- D. 374,881 10/1996 Chapman et al. .
- D. 375,512 11/1996 Chapman et al. .
- D. 378,603 3/1997 Chapman et al. .
- D. 378,767 4/1997 Chapman et al. .
- D. 381,902 8/1997 Chapman et al. .
- D. 388,105 12/1997 Yamamoto D16/202
- D. 396,241 7/1998 Shigeri D16/202
- 5,692,221 11/1997 Tobioka et al. 396/6
- 5,748,989 5/1998 Sangregory et al. 396/6
- 5,784,652 7/1998 Schroder et al. 396/6

Primary Examiner—Ted Shooman
Assistant Examiner—Adir Aronovich
Attorney, Agent, or Firm—Robert Luke Walker

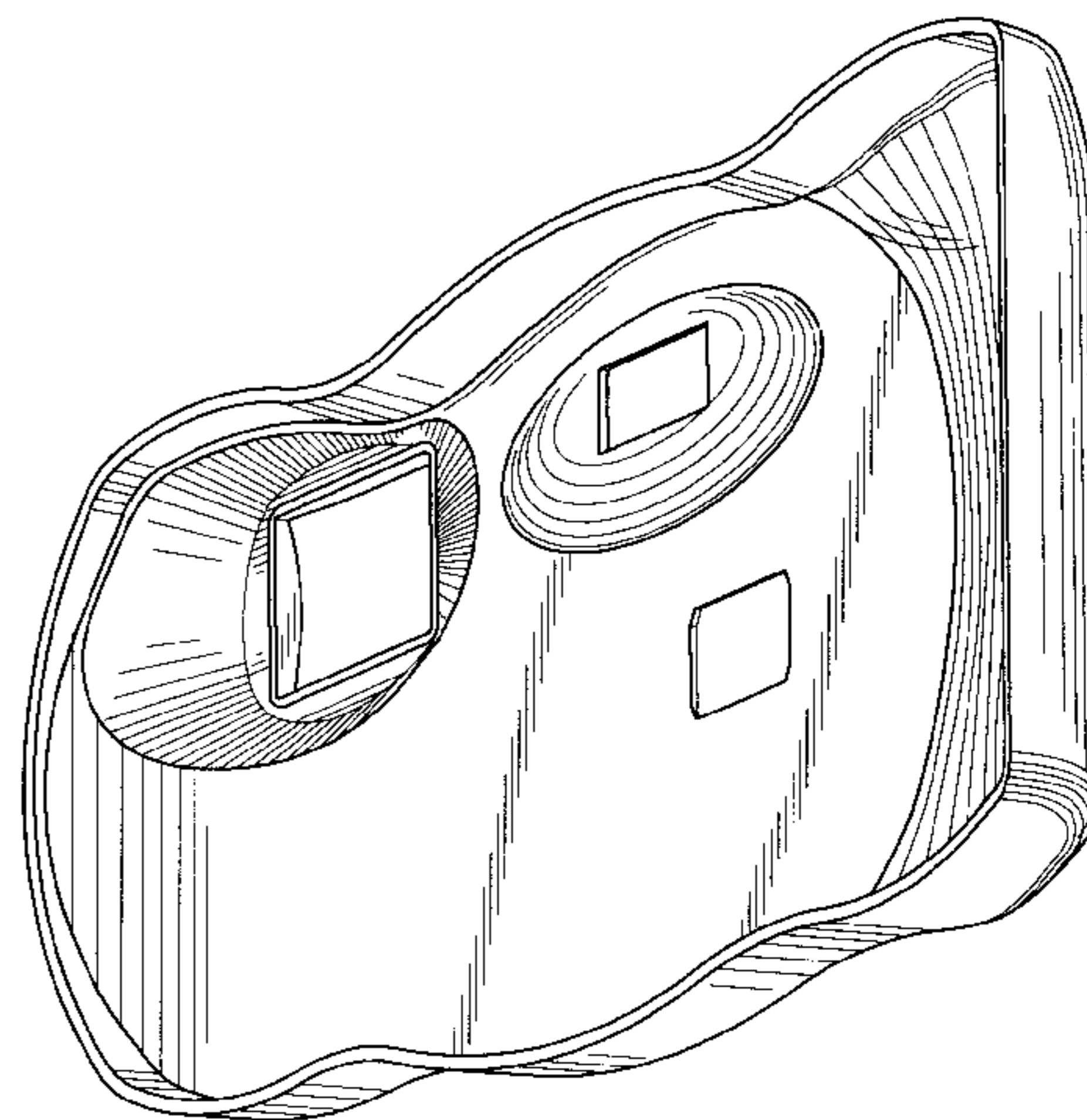
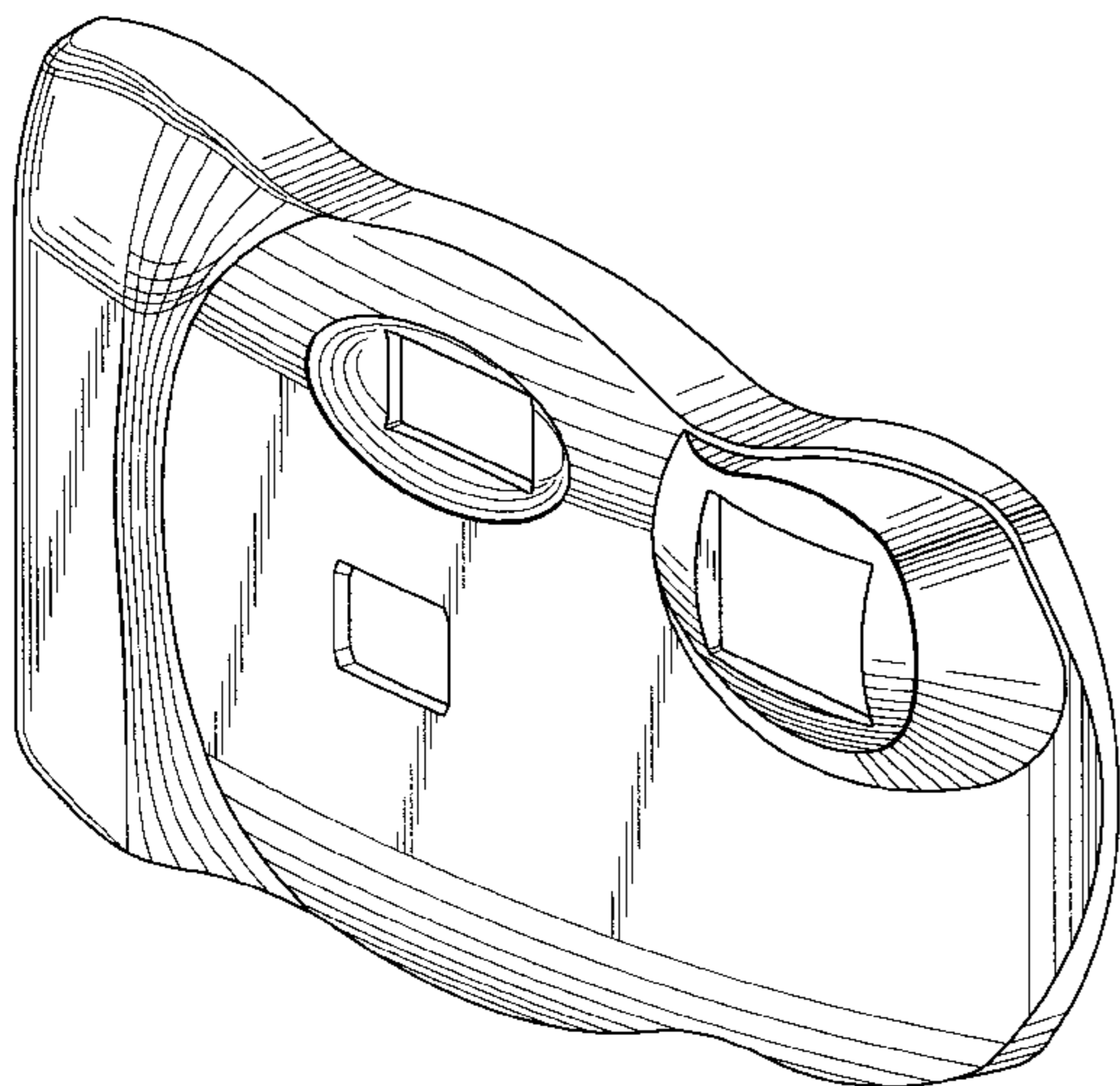
[57] CLAIM

The ornamental design for a front cover of a camera, as shown and described.

DESCRIPTION

FIG. 1 is a front, top, right-side perspective view of a front cover of a camera showing our new design; FIG. 2 is a rear, bottom, left-side perspective view thereof; FIG. 3 is a front elevational view thereof; FIG. 4 is a rear elevational view thereof; FIG. 5 is a top plan view thereof; FIG. 6 is a bottom plan view thereof; FIG. 7 is a right-side elevation view thereof; and, FIG. 8 is a left-side elevation view thereof.

1 Claim, 8 Drawing Sheets



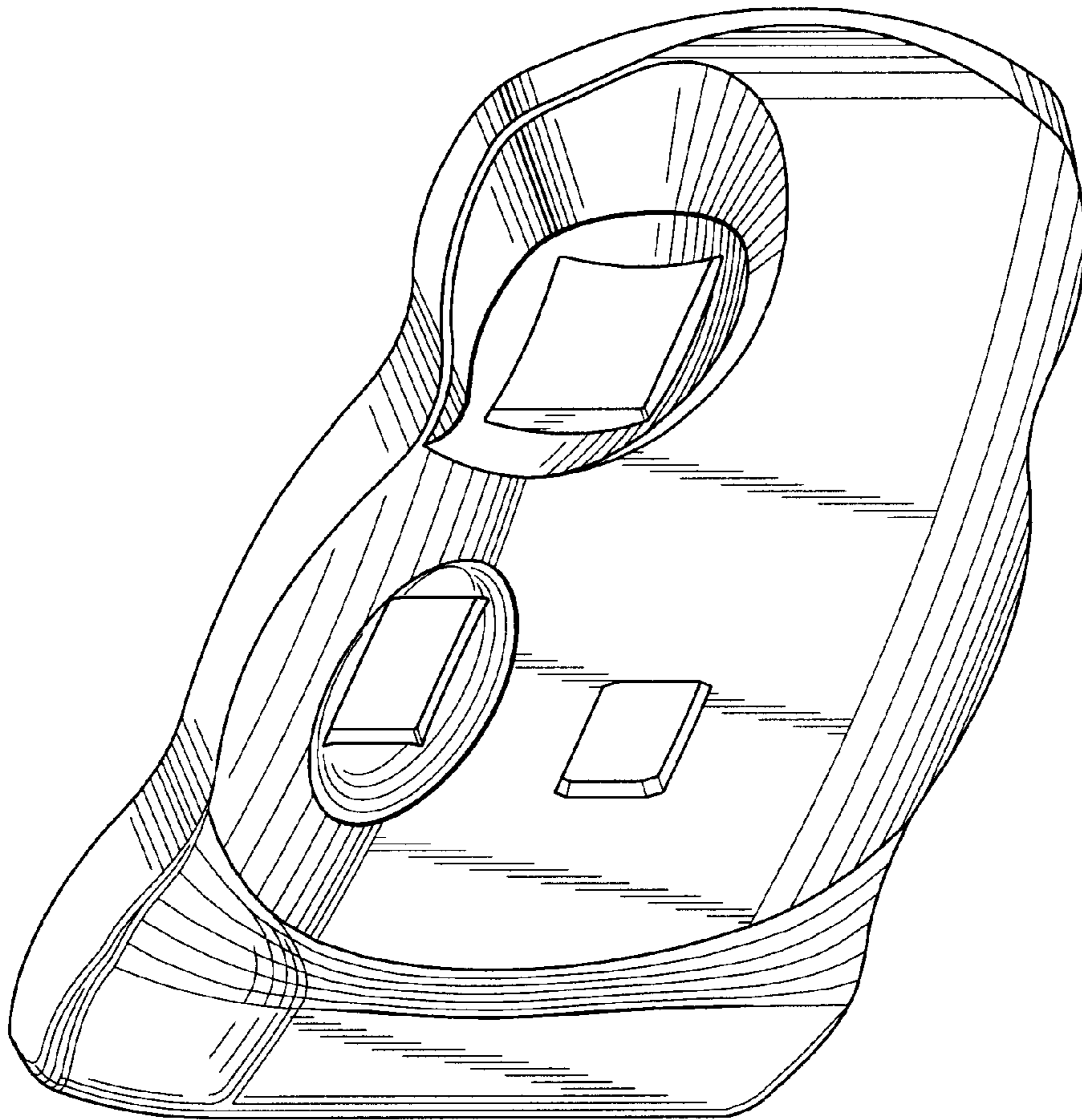


FIG. 1

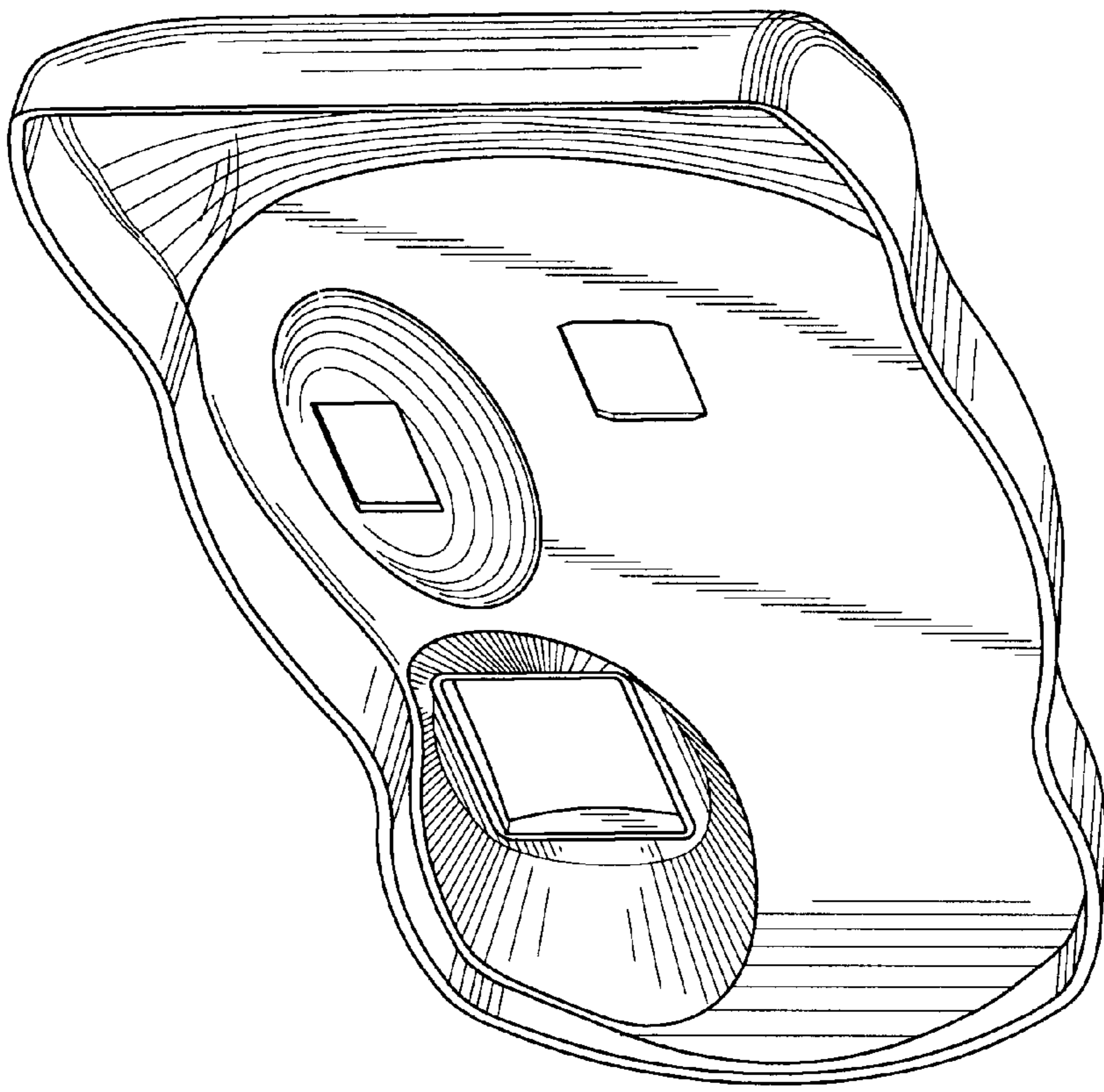


FIG. 2

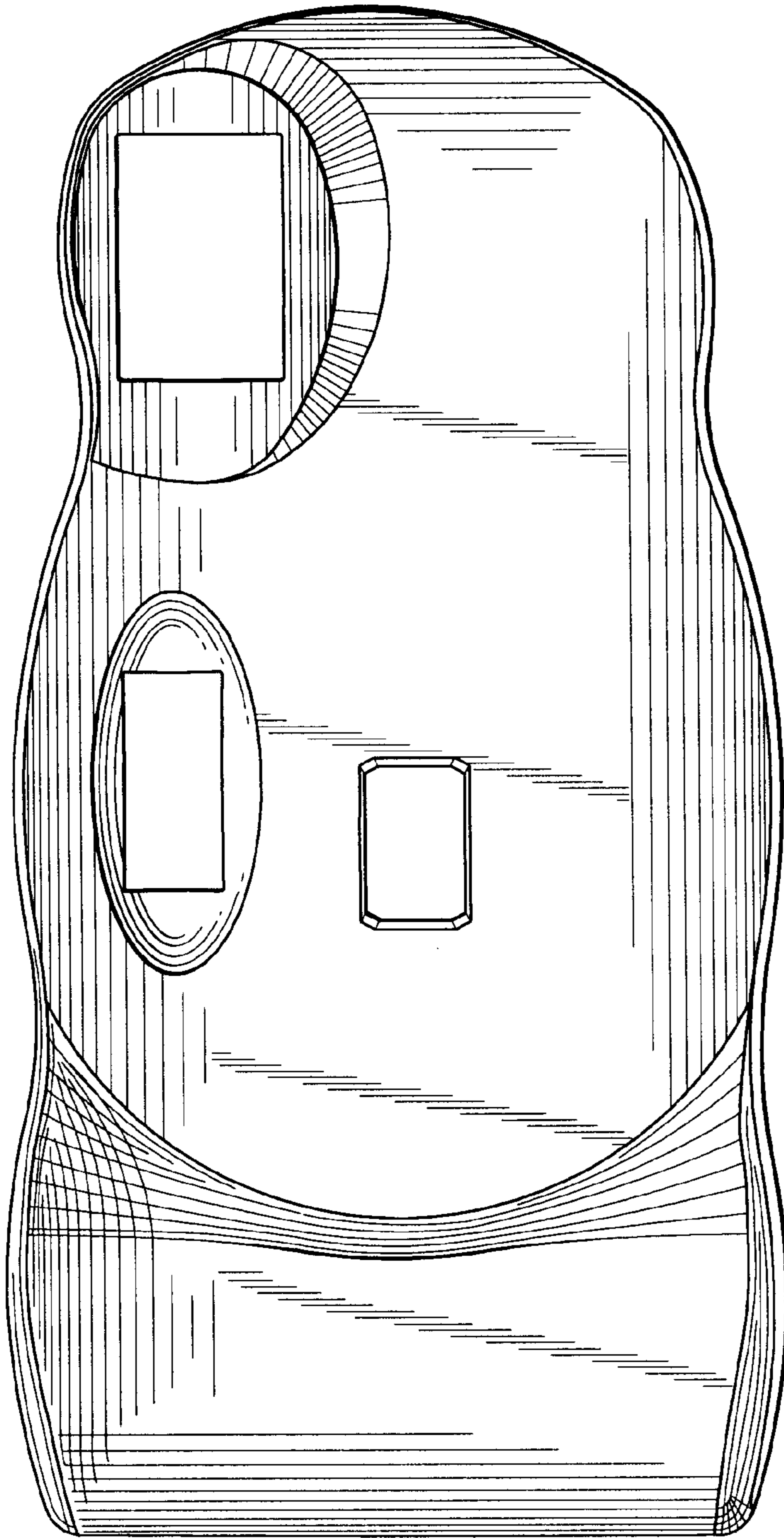


FIG. 3

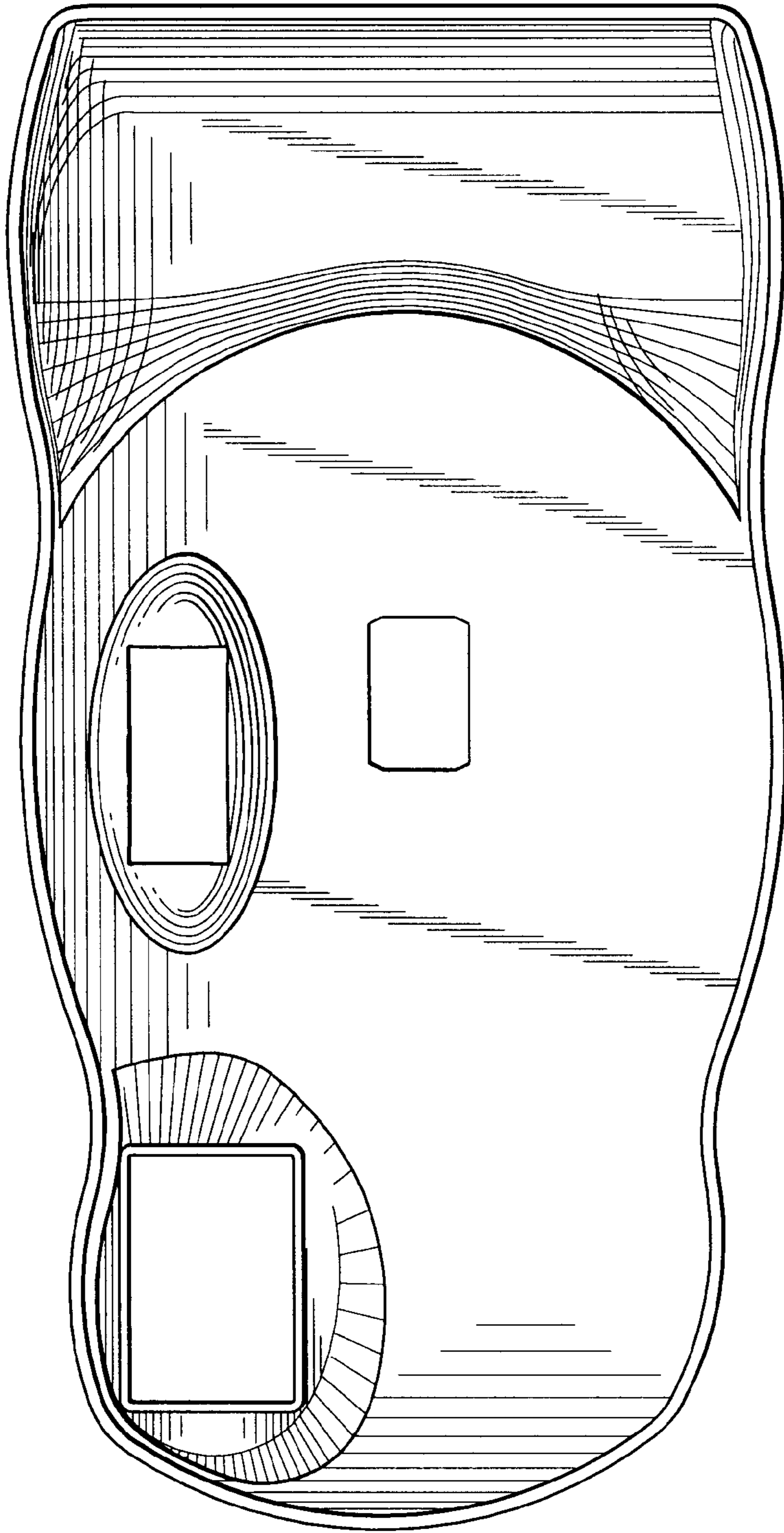


FIG. 4




FIG. 5

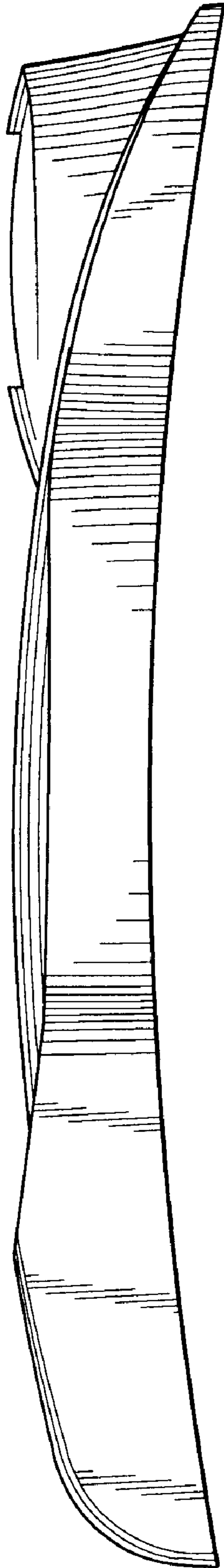


FIG. 6

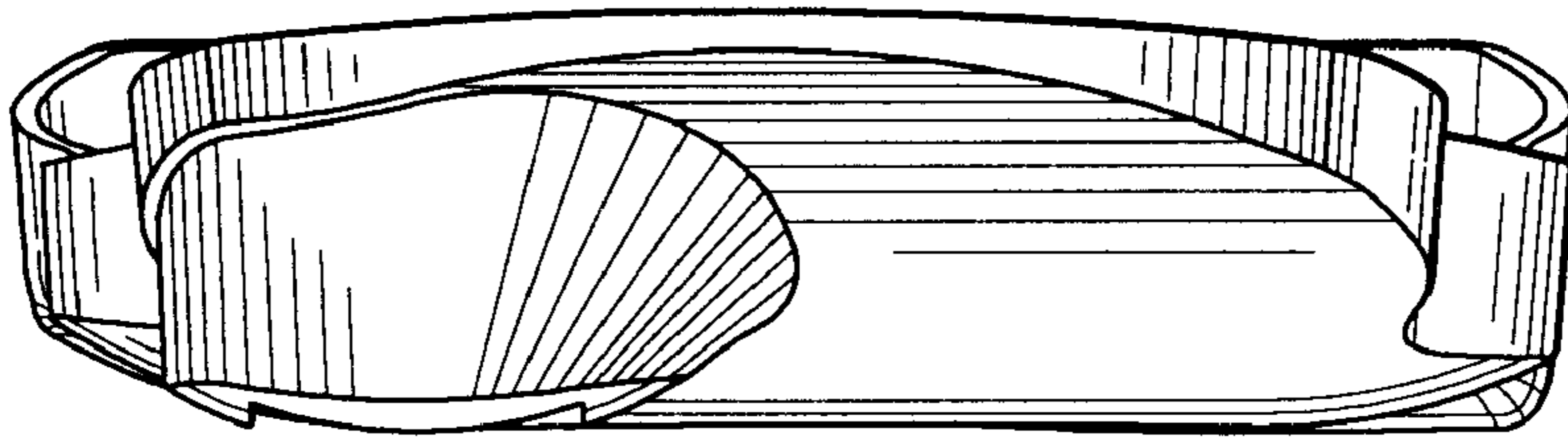


FIG. 7

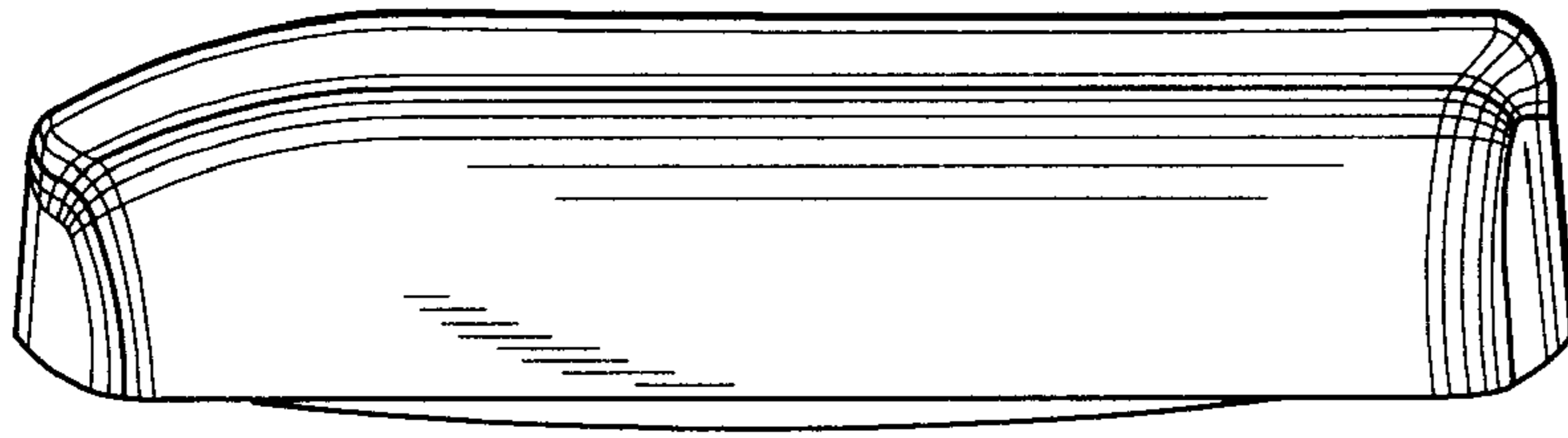


FIG. 8

UNITED STATES PATENT AND TRADEMARK OFFICE
CERTIFICATE OF CORRECTION


PATENT NO. : Des. 408,836
DATED : April 27, 1999
INVENTOR(S) : Jeffrey A. Solomon, et al

It is certified that error appears in the above-identified patent and that said Letters Patent is hereby corrected as shown below:

On the title page, item [63], "Nov. 16, 1997" should read
--Nov. 06, 1997--.

Signed and Sealed this
Twenty-sixth Day of October, 1999

Attest:



Q. TODD DICKINSON

Attesting Officer

Acting Commissioner of Patents and Trademarks