



US00D408810S

# United States Patent [19]

Sakamoto et al.

[11] **Patent Number: Des. 408,810**

[45] **Date of Patent: \*\*Apr. 27, 1999**

[54] **DIGITAL VIDEO DISK PLAYER**

[75] Inventors: **Satoshi Sakamoto**, Osaka; **Shinji Makino**, Nara; **Takao Yoshioka**, Osaka, all of Japan

[73] Assignee: **Matsushita Electric Industrial Co., Ltd.**

[\*\*] Term: **14 Years**

[21] Appl. No.: **29/084,087**

[22] Filed: **Feb. 24, 1998**

[30] **Foreign Application Priority Data**

Aug. 25, 1997 [JP] Japan ..... 9-65715

[51] **LOC (6) Cl. .... 14-01**

[52] **U.S. Cl. .... D14/136**

[58] **Field of Search** ..... D14/124, 135, D14/136, 156, 160, 239; 386/125, 126; 369/75.1, 77.1

[56] **References Cited**

**U.S. PATENT DOCUMENTS**

D. 344,941 3/1994 Ogawa et al. .... D14/135

D. 355,909 2/1995 Shinohara et al. .... D14/135  
D. 372,711 8/1996 Hyougo ..... D14/135  
D. 381,652 7/1997 Suzuki et al. .... D14/136

*Primary Examiner*—Ted Shooman  
*Assistant Examiner*—Richelle Shelton  
*Attorney, Agent, or Firm*—Saidman DesignLaw Group

[57] **CLAIM**

The ornamental design for a digital video disk player player, as shown and described.

**DESCRIPTION**

FIG. 1 is a perspective view of the top, front and right side of a digital video disk player showing our new design; FIG. 2 is a front view thereof; FIG. 3 is a rear view thereof; FIG. 4 is a right side view thereof; FIG. 5 is a left side view thereof; FIG. 6 is a top plan view thereof; and, FIG. 7 is a bottom view thereof.

**1 Claim, 5 Drawing Sheets**




FIG. 1

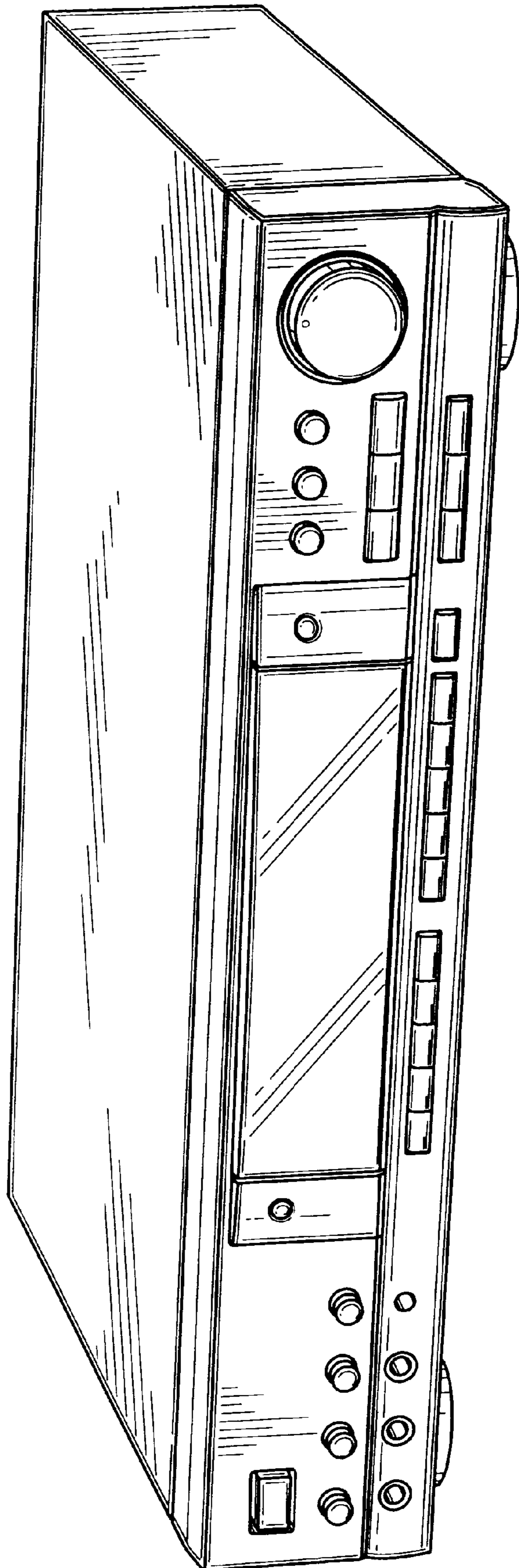


FIG. 2

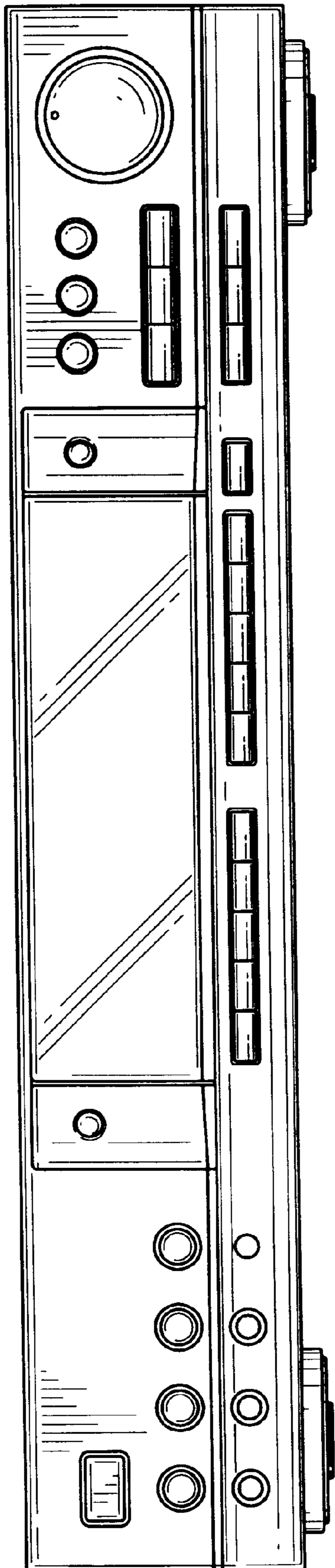
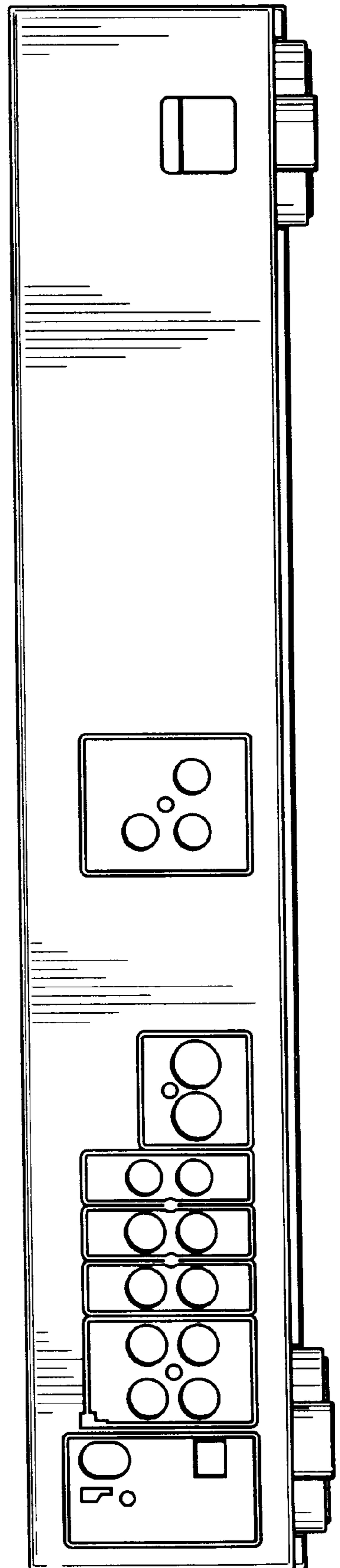
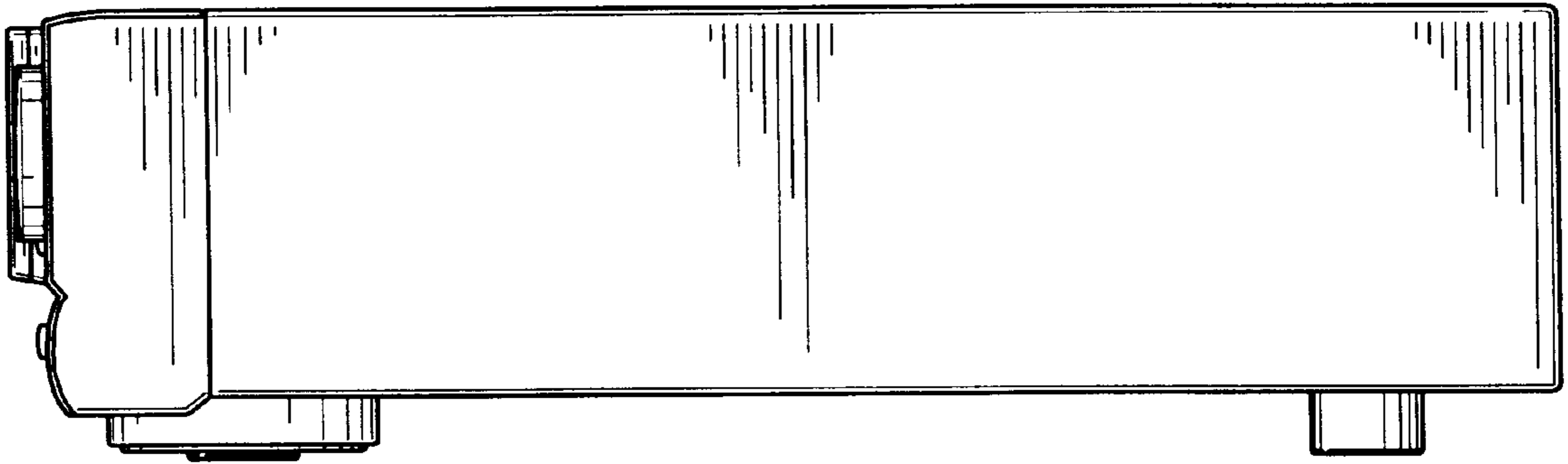


FIG. 3



*FIG. 4*



*FIG. 5*




FIG. 6




FIG. 7

