



US00D408809S

United States Patent [19]

Sakamoto et al.

[11] **Patent Number: Des. 408,809**

[45] **Date of Patent: **Apr. 27, 1999**

[54] **DIGITAL VIDEO DISK PLAYER**

D. 372,711 8/1996 Hyougo D14/135
D. 381,652 7/1997 Suzuki et al. D14/136

[75] Inventors: **Satoshi Sakamoto**, Osaka; **Shinji Makino**, Nara; **Takao Yoshioka**, Osaka, all of Japan

Primary Examiner—Ted Shooman
Assistant Examiner—Richelle Shelton
Attorney, Agent, or Firm—Saidman DesignLaw Group

[73] Assignee: **Matsushita Electric Industrial Co., Ltd.**

[57] **CLAIM**

[**] Term: **14 Years**

The ornamental design for a digital video disk player, as shown and described.

[21] Appl. No.: **29/084,086**

[22] Filed: **Feb. 24, 1998**

DESCRIPTION

[30] **Foreign Application Priority Data**

Aug. 25, 1997 [JP] Japan 9-65716

FIG. 1 is a perspective view of the top, front and right side of a digital video disk player showing our new design;

[51] **LOC (6) Cl.** **14-01**

FIG. 2 is a front view thereof;

[52] **U.S. Cl.** **D14/136**

FIG. 3 is a rear view thereof;

[58] **Field of Search** D14/124, 135, D14/136, 156, 160, 239; 386/125, 126; 369/75.1, 77.1

FIG. 4 is a right side view thereof;

FIG. 5 is a left side view thereof;

FIG. 6 is a top plan view thereof; and,

FIG. 7 is a bottom view thereof.

[56] **References Cited**

U.S. PATENT DOCUMENTS

D. 344,941 3/1994 Ogawa et al. D14/135

1 Claim, 5 Drawing Sheets

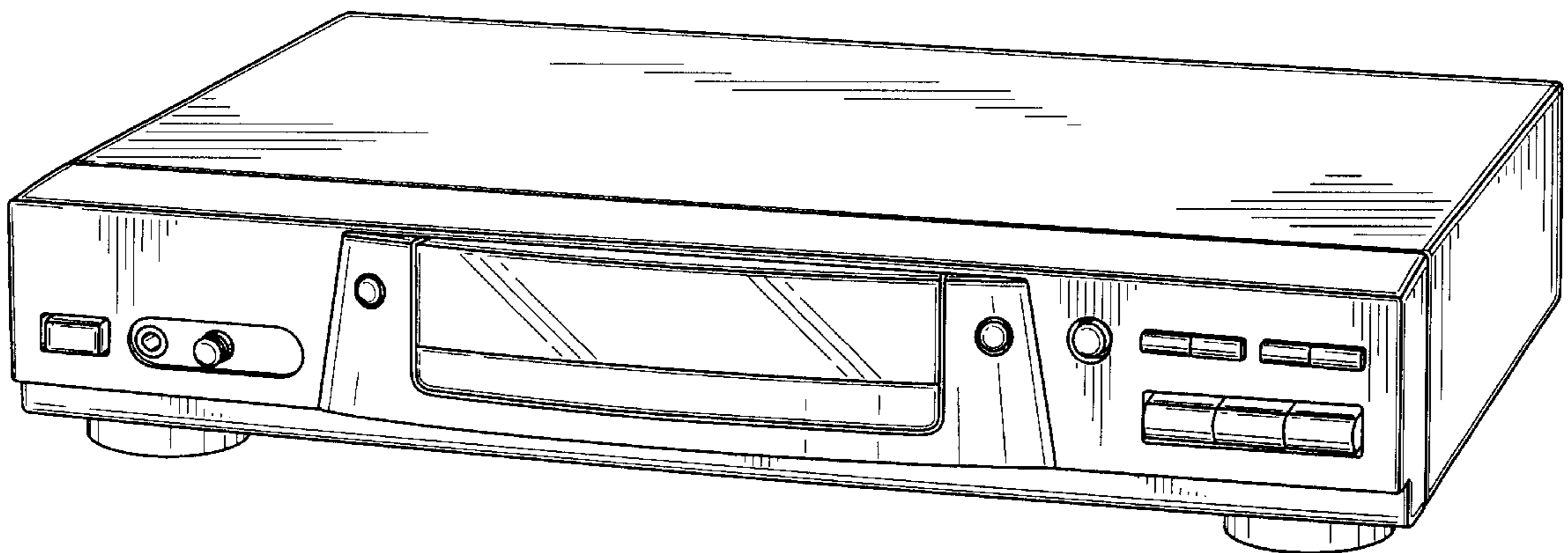


FIG. 1

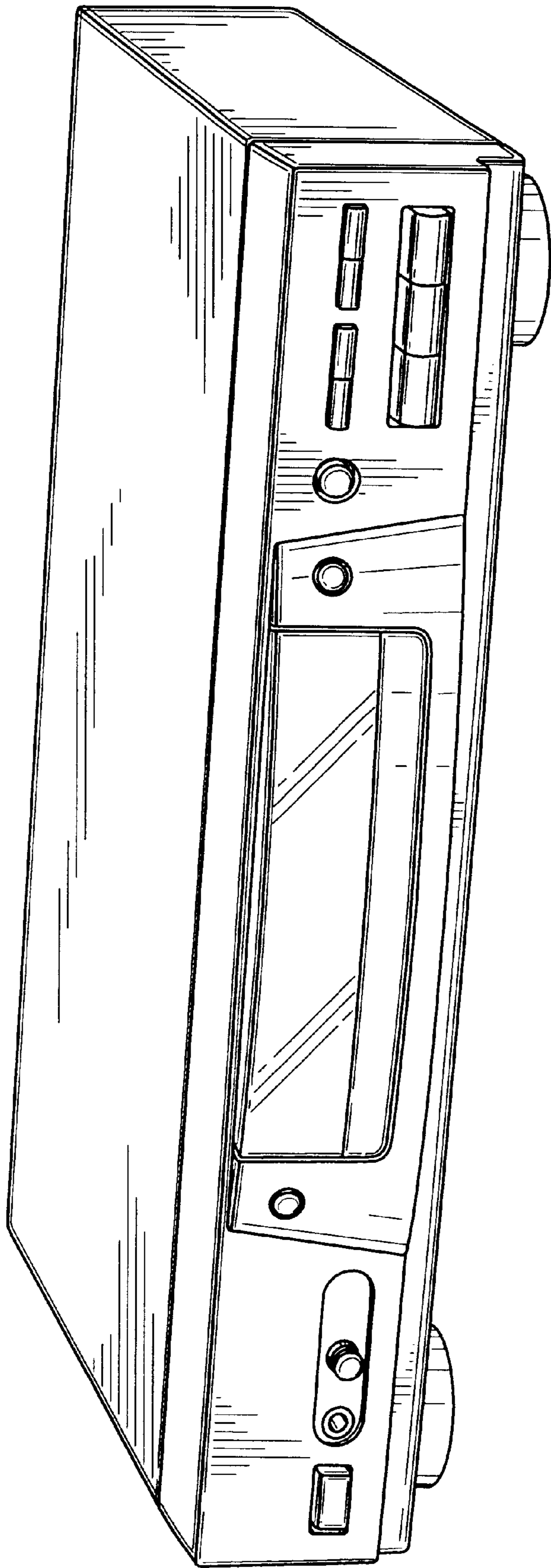


FIG. 2

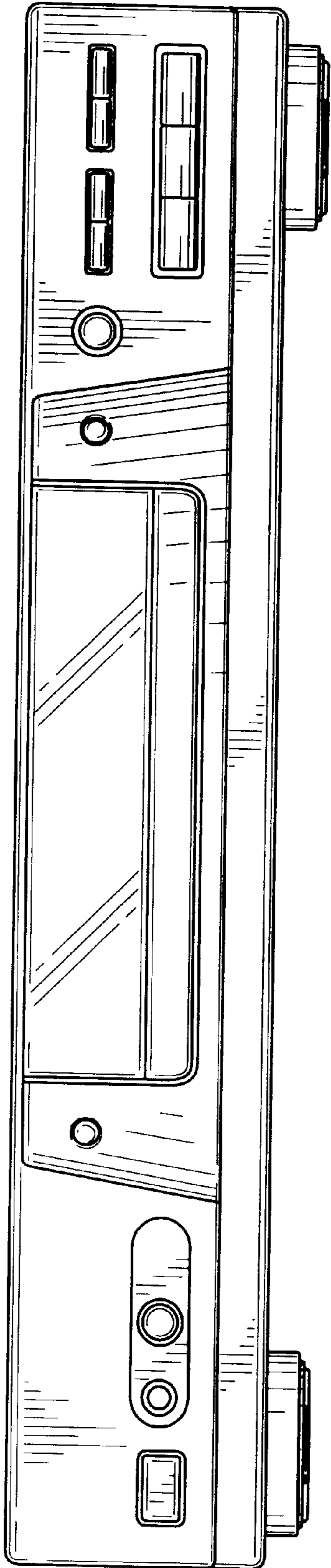


FIG. 3

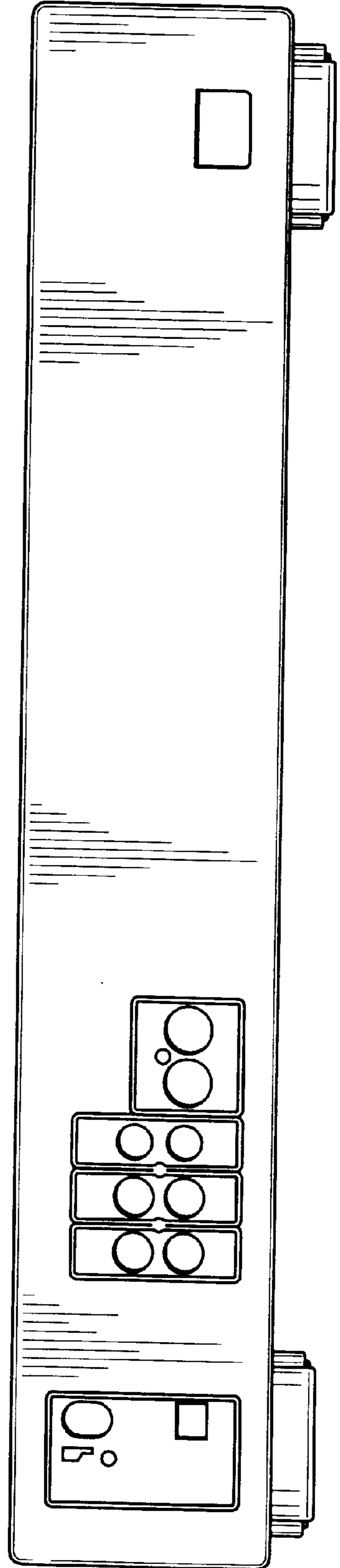


FIG. 4

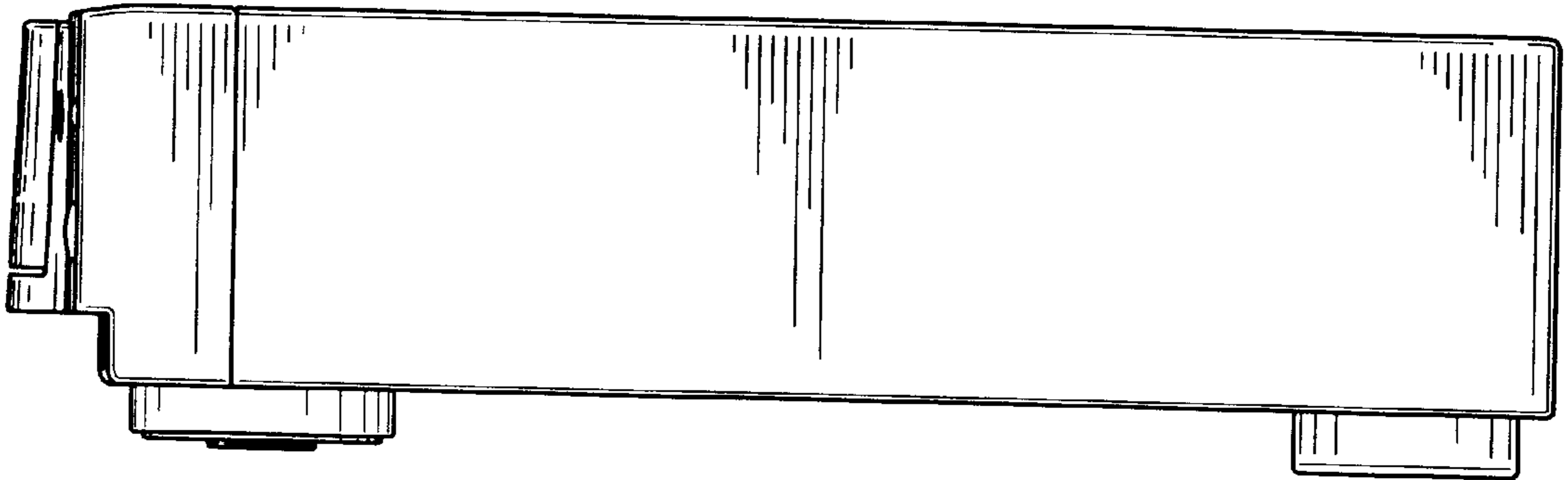


FIG. 5

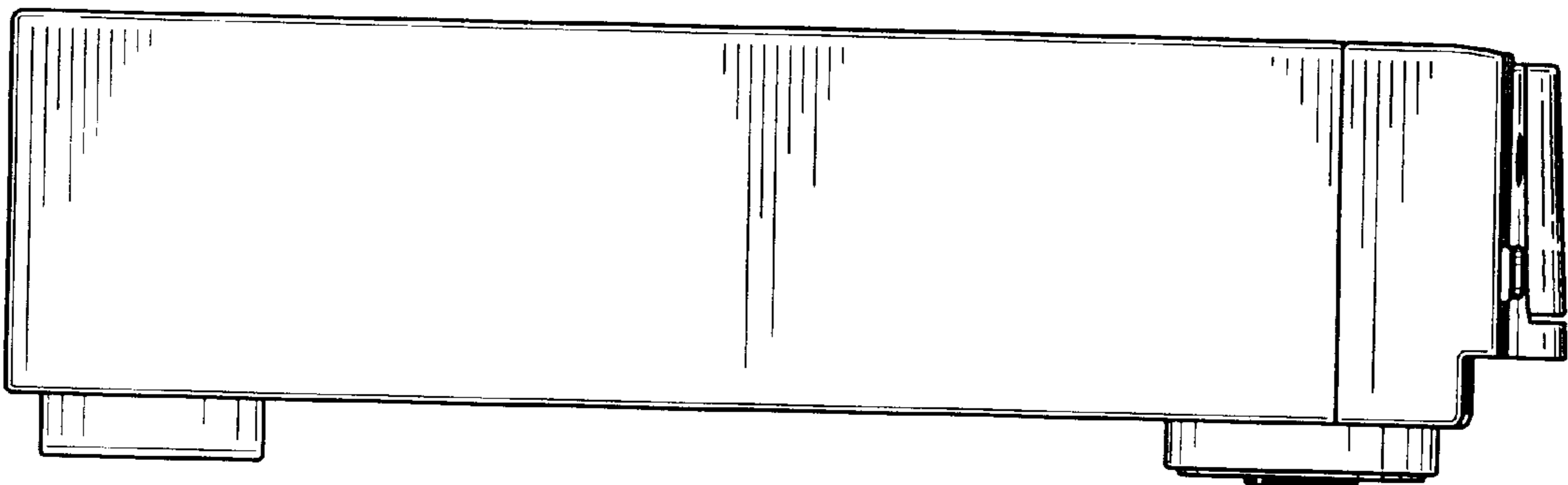


FIG. 6




FIG. 7

