

US00D408802S

United States Patent [19] Hernandez

[11] **Patent Number: Des. 408,802**
[45] **Date of Patent: ** Apr. 27, 1999**

[54] **COMPUTER MONITOR PICTURE FRAME**

[76] Inventor: **Emily J. Hernandez**, 2067 Hyannis Cir., Manteca, Calif. 95336

[**] Term: **14 Years**

[21] Appl. No.: **29/083,516**

[22] Filed: **Feb. 5, 1998**

[51] **LOC (6) Cl. 14-02**

[52] **U.S. Cl. D14/114; D6/300**

[58] **Field of Search D14/100, 114; D6/300, 301, 302, 309; 248/917-24; 40/700, 711, 720, 722-4, 729, 732-32, 760, 765**

[56] **References Cited**

U.S. PATENT DOCUMENTS

- D. 138,505 8/1944 Cirkinian .
- D. 152,347 1/1949 Marty .
- D. 253,986 1/1980 Lyman .
- D. 266,134 9/1982 Smith .
- D. 271,360 11/1983 Le .
- D. 336,901 6/1993 Jaeb et al. .
- D. 338,884 8/1993 Toedter .

- D. 360,626 7/1995 MacMurtrie .
- D. 362,433 9/1995 Chen .
- D. 367,857 3/1996 Emmerik D14/114
- D. 379,178 5/1997 Kane D14/114
- D. 383,314 9/1997 Morgan D6/309
- D. 395,293 6/1998 Kirby D14/114
- D. 397,876 9/1998 Tsui D6/301

Primary Examiner—M. H. Tung
Attorney, Agent, or Firm—Patent & Trademark Services; Joseph H. McGlynn

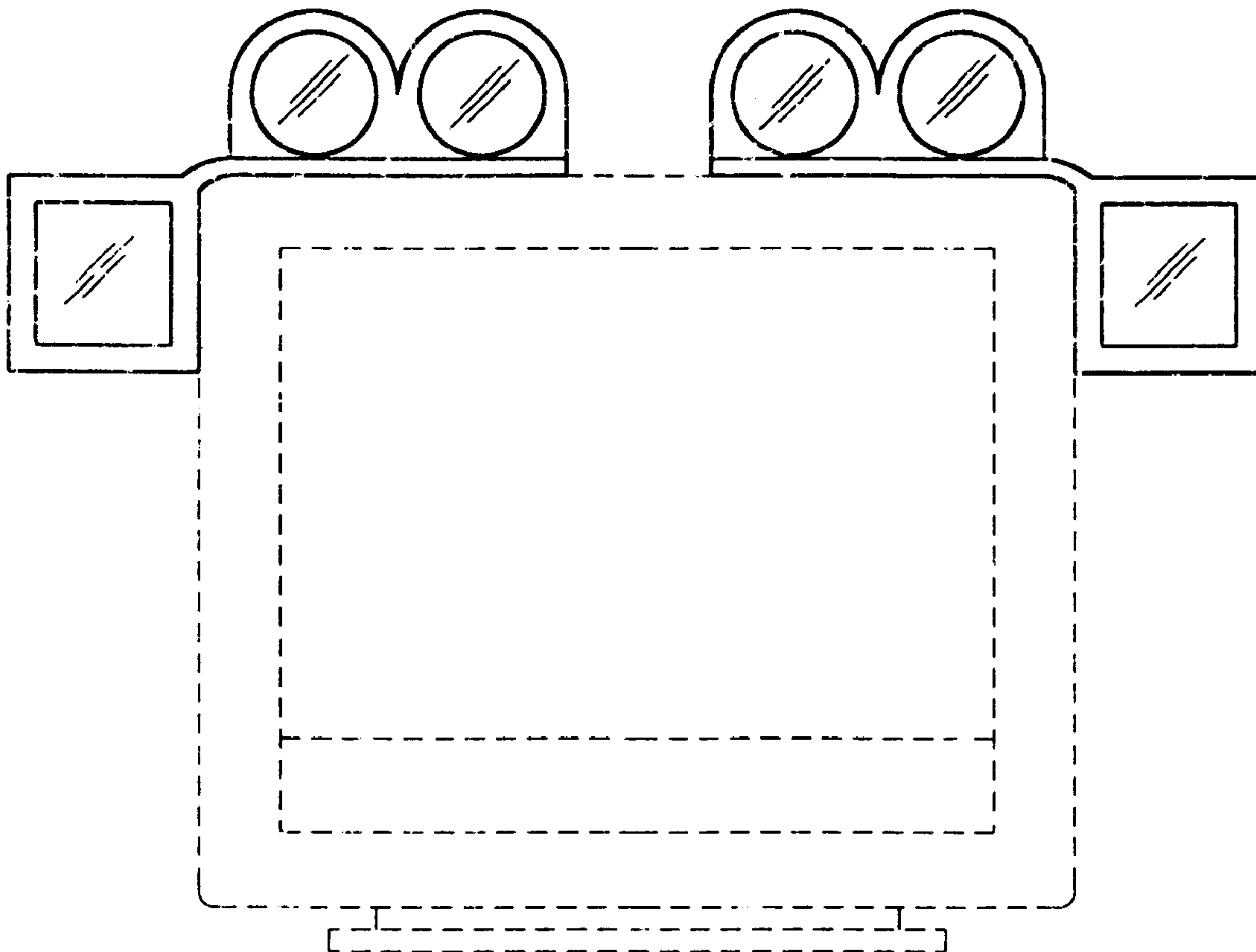
[57] **CLAIM**

The ornamental design for a computer monitor picture frame, as shown and described.

DESCRIPTION

FIG. 1 is a front view of the present invention, the broken line drawing of a computer monitor is for illustrative purposes only and forms no part of the claimed design; FIG. 2 is a side view of the present invention, the opposite side is identical; FIG. 3 is a top view of the present invention; and, FIG. 4 is a back view of the present invention.

1 Claim, 1 Drawing Sheet



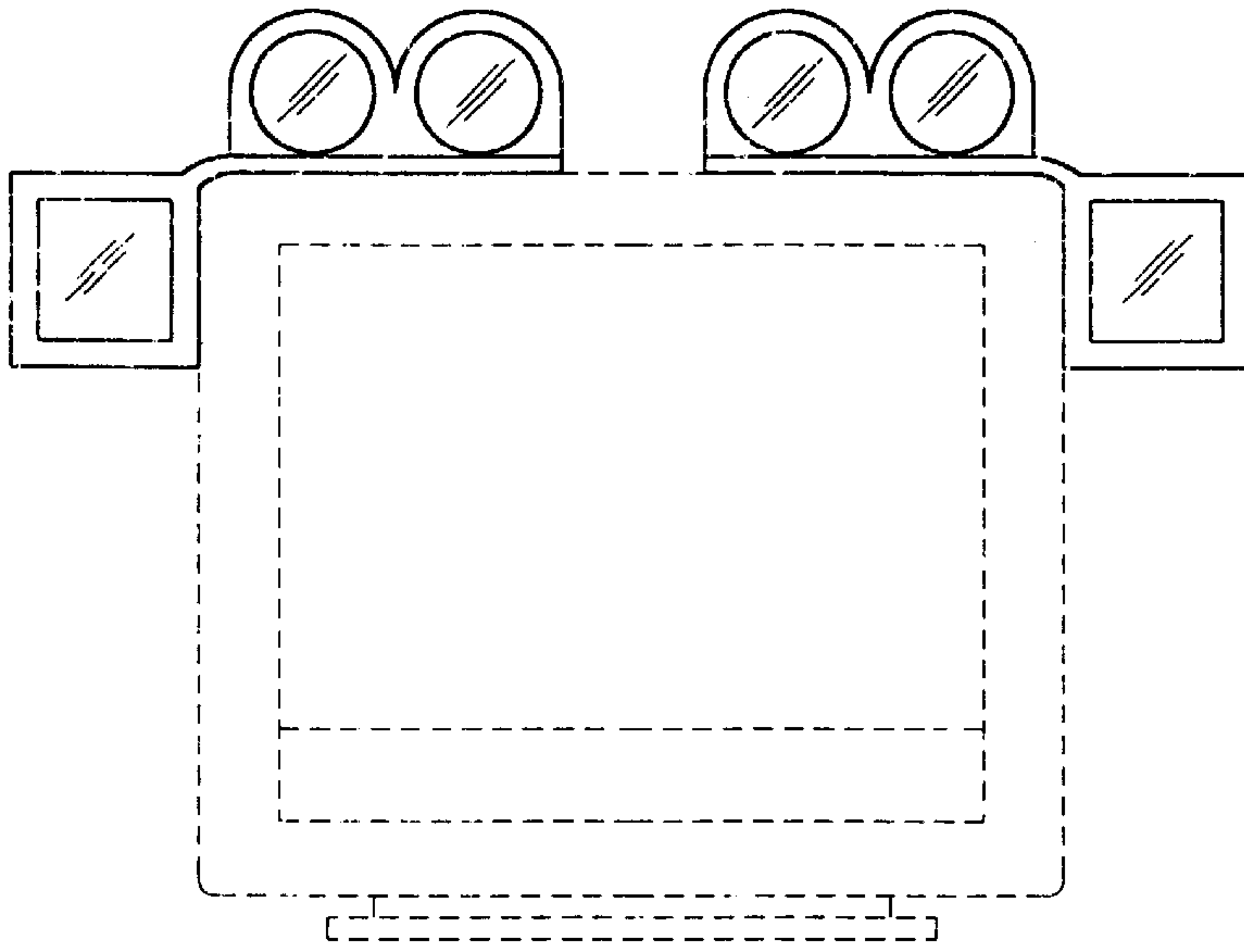


FIG. 1



FIG. 2

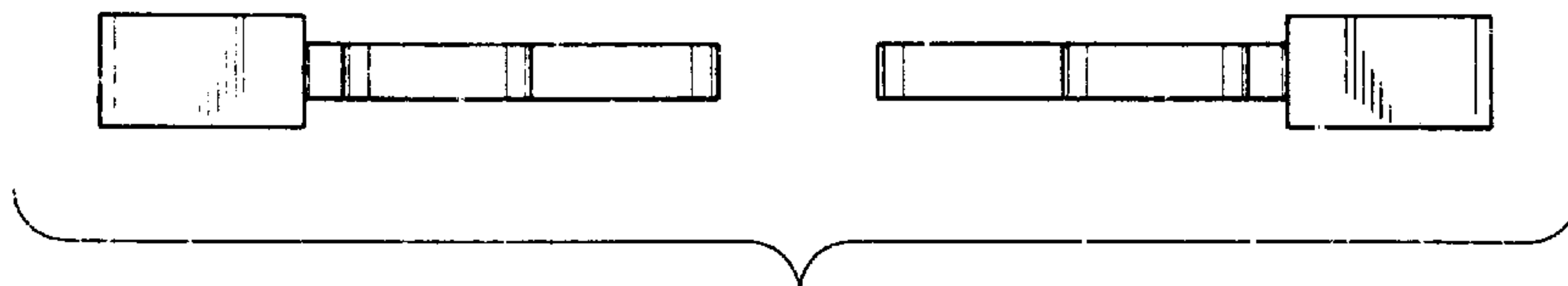


FIG. 3




FIG. 4