



US00D408781S

United States Patent [19]
Gordon

[11] **Patent Number: Des. 408,781**

[45] **Date of Patent: ** Apr. 27, 1999**

[54] **SPORT UTILITY VEHICLE TOP**

2,682,427 6/1954 Bright 296/102
4,930,835 6/1990 Bruce 296/102
5,314,225 5/1994 Gordon 296/10

[75] Inventor: **W. Dale Gordon**, Oneida, Tenn.

[73] Assignee: **Fleet Air Industries, Inc.**, Oneida, Tenn.

Primary Examiner—Robert M. Spear
Attorney, Agent, or Firm—Pitts & Brittian, P.C.

[**] Term: **14 Years**

[57] **CLAIM**

[21] Appl. No.: **29/074,696**

The ornamental design for a sport utility vehicle top, as shown and described.

[22] Filed: **Jul. 31, 1997**

DESCRIPTION

[51] **LOC (6) Cl.** **12-16**

[52] **U.S. Cl.** **D12/401**

[58] **Field of Search** D12/89, 91, 93,
D12/98, 100, 401, 403; 296/10, 102, 108,
183, 185, 186, 210, 220.01

FIG. 1 is a left side elevation view, the right side elevation being a mirror image thereof;

FIG. 2 is a left side elevation view with the removable top portion and the removable doors removed for clarity, the right side elevation being a mirror image thereof;

FIG. 3 is a rear elevation view;

FIG. 4 is a front elevation view with the removable top portion and the removable doors removed for clarity, the right side elevation being a mirror image thereof;

FIG. 5 is a front elevation view;

FIG. 6 is a bottom plan view; and,

FIG. 7 is a top plan view.

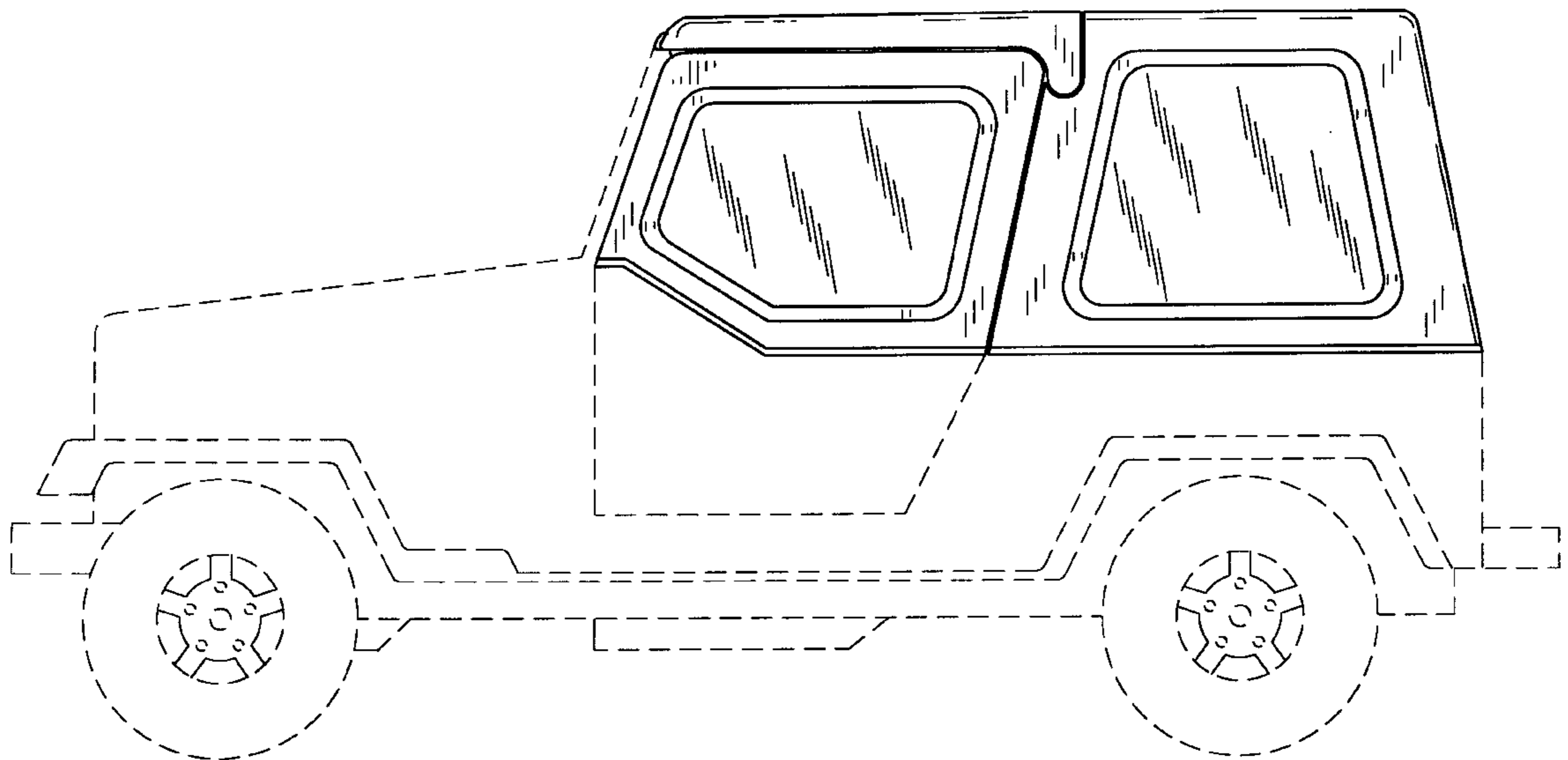
The broken line showing of a sport utility vehicle is for illustrative purposes only and forms no part of the claimed design. Those portions of the sport utility top not visible in the drawings form no part of the claimed design.

[56] **References Cited**

U.S. PATENT DOCUMENTS

D. 257,531	11/1980	Hickman et al.	D12/401
D. 267,487	1/1983	Ragsdale	D12/401
D. 291,676	9/1987	Noble	D12/401
D. 304,436	11/1989	Pike	D12/401
D. 324,196	2/1992	Muth	D12/401
D. 342,470	12/1993	Lomax, Jr. et al.	D12/401
D. 383,710	9/1997	Guichard et al.	D12/91
D. 389,094	1/1998	Stollery	D12/91
D. 391,900	3/1998	Skoog	D12/91

1 Claim, 5 Drawing Sheets



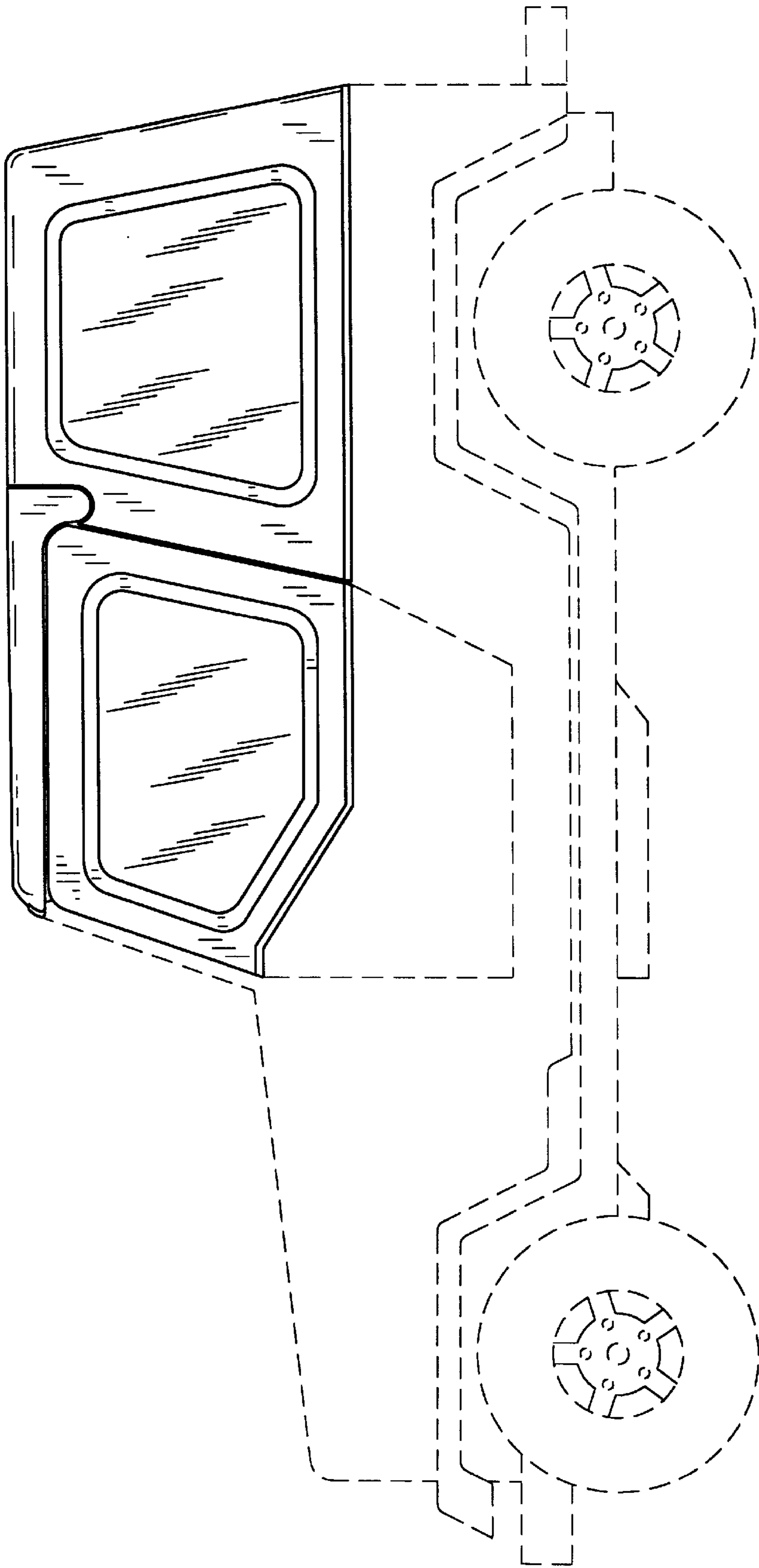


Fig. 1




Fig. 2




Fig. 3

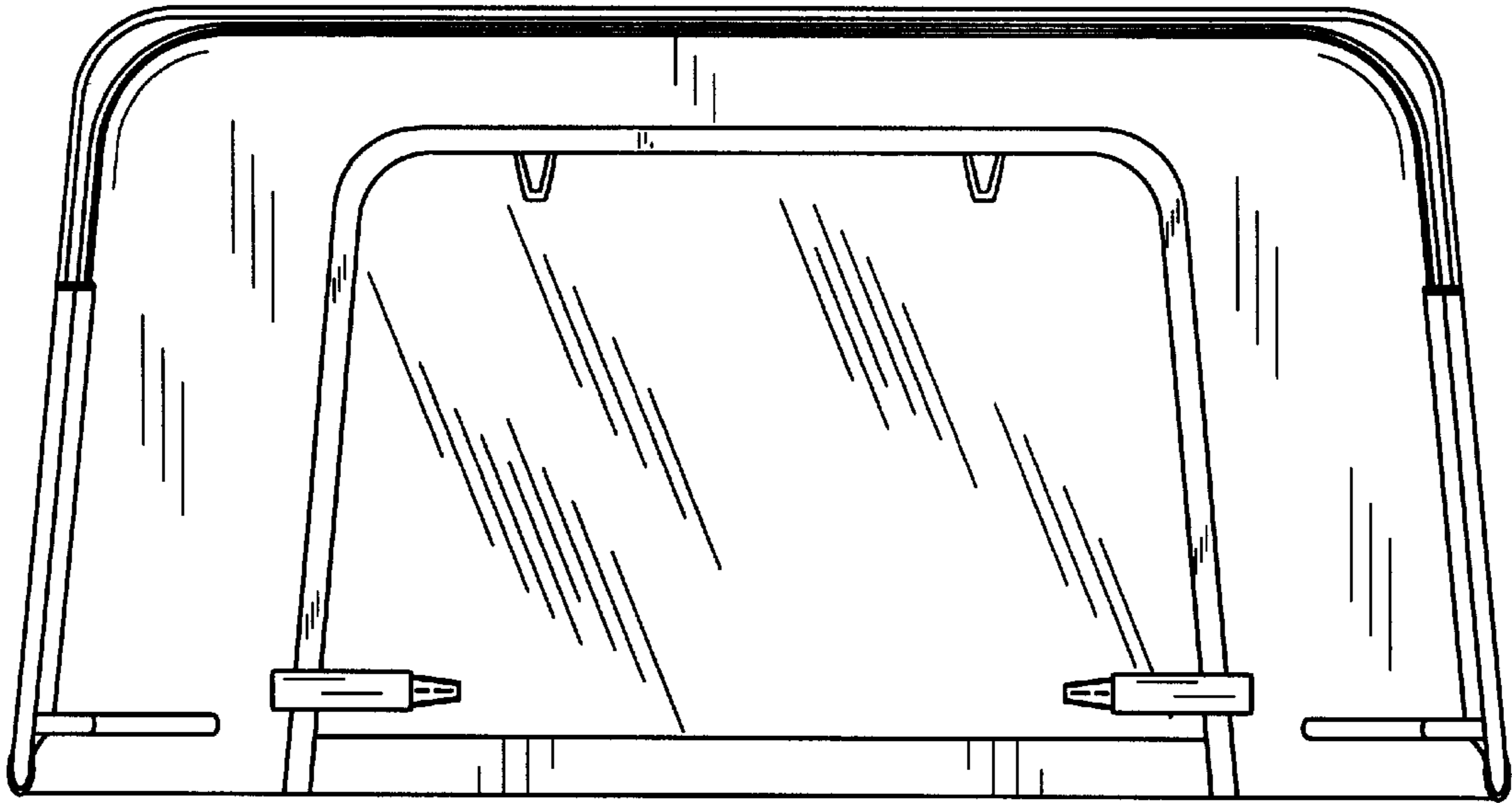


Fig. 4

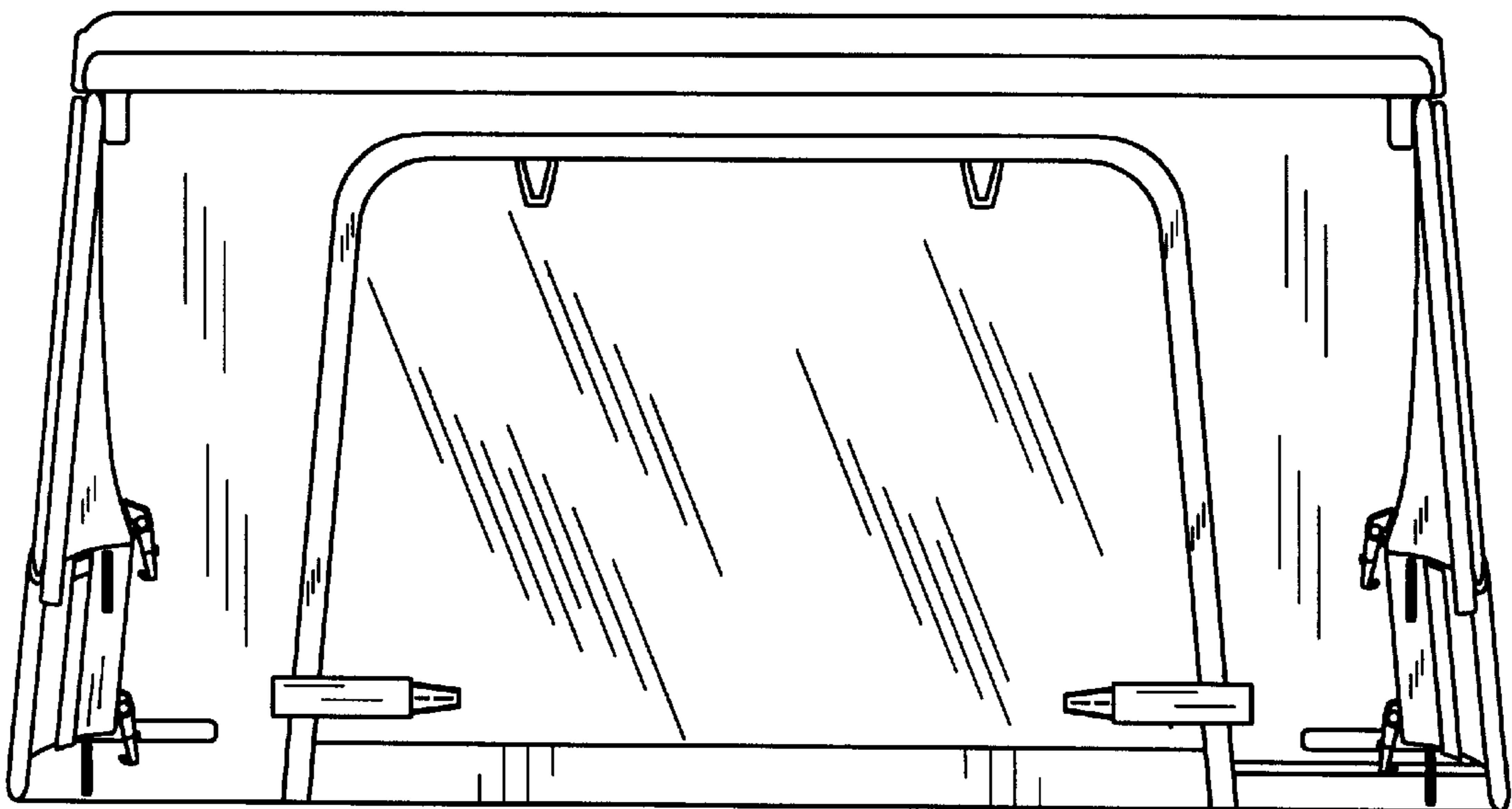


Fig. 5

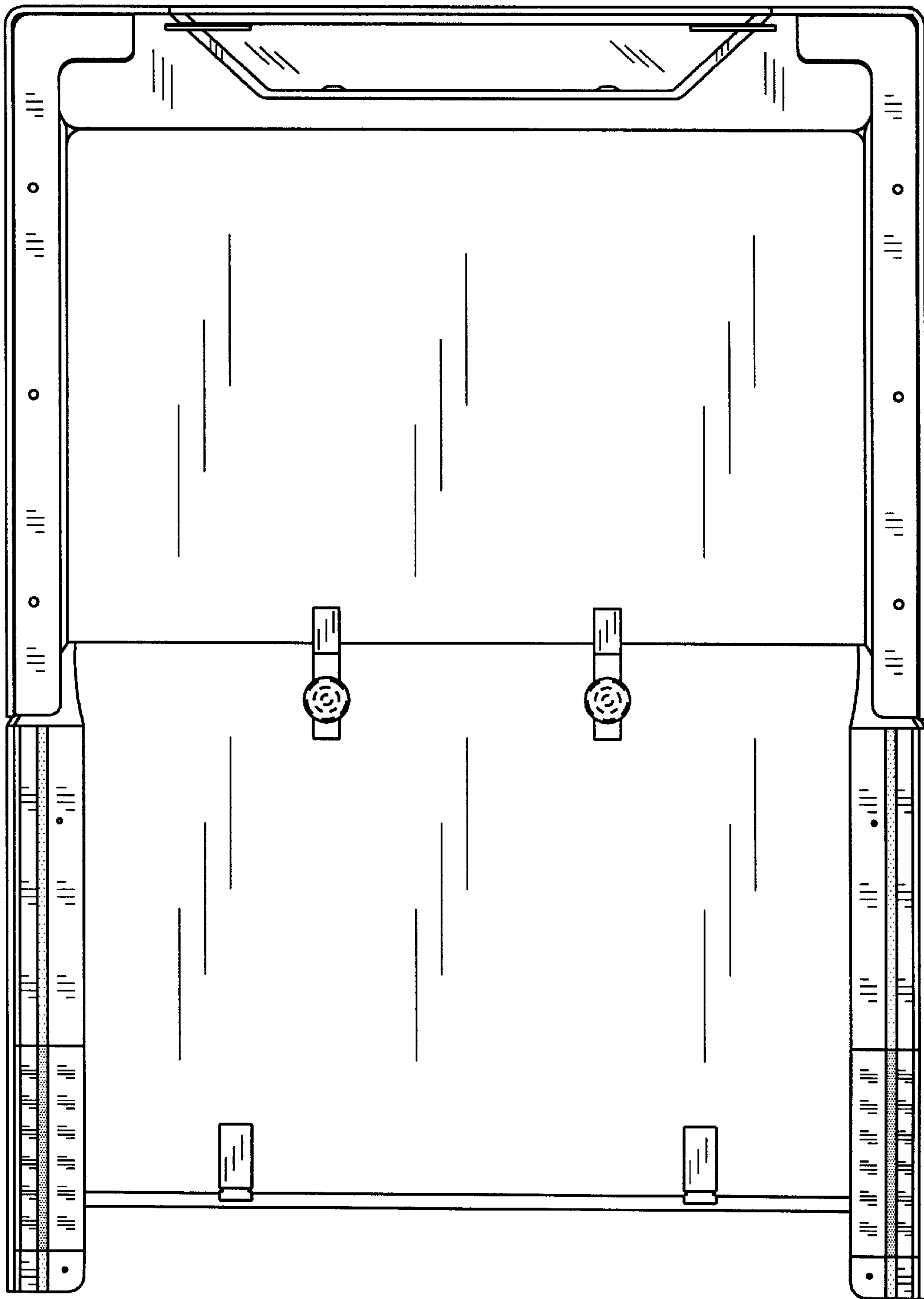


Fig. 6




Fig.7