



US00D408776S

# United States Patent [19]

Sacco et al.

[11] Patent Number: **Des. 408,776**

[45] Date of Patent: **\*\*Apr. 27, 1999**

[54] **FRONT SURFACE CONFIGURATION FOR VEHICLE WHEEL**

[75] Inventors: **Bruno Sacco**, Sindelfingen; **Peter Pfeiffer**, Boeblingen; **Hans-Dieter Futschik**, Gechingen, all of Germany

[73] Assignee: **Daimler-Benz Aktiengesellschaft**, Stuttgart, Germany

[\*\*] Term: **14 Years**

[21] Appl. No.: **29/084,290**

[22] Filed: **Feb. 27, 1998**

[30] **Foreign Application Priority Data**

Aug. 27, 1997 [DE] Germany ..... 97 07 821

[51] **LOC (6) Cl.** ..... **12-16**

[52] **U.S. Cl.** ..... **D12/209**

[58] **Field of Search** ..... D12/204-213;  
301/64.1, 65, 37.1

[56] **References Cited**

**U.S. PATENT DOCUMENTS**

D. 325,018 3/1992 Nordmann ..... D12/209

D. 325,019	3/1992	Boyer	.....	D12/211
D. 367,252	2/1996	Odette	.....	D12/209
D. 375,478	11/1996	Pfeiffer	.....	D12/209
D. 376,572	12/1996	Pfeiffer	.....	D12/209
D. 388,760	1/1998	Sacco et al.	.....	D12/209

*Primary Examiner*—Doris V. Coles  
*Assistant Examiner*—Stacia Sinuik  
*Attorney, Agent, or Firm*—Evenson, McKeown, Edwards & Lenahan, PLLC

[57] **CLAIM**

The ornamental design for a front surface configuration for vehicle wheel, as shown and described.

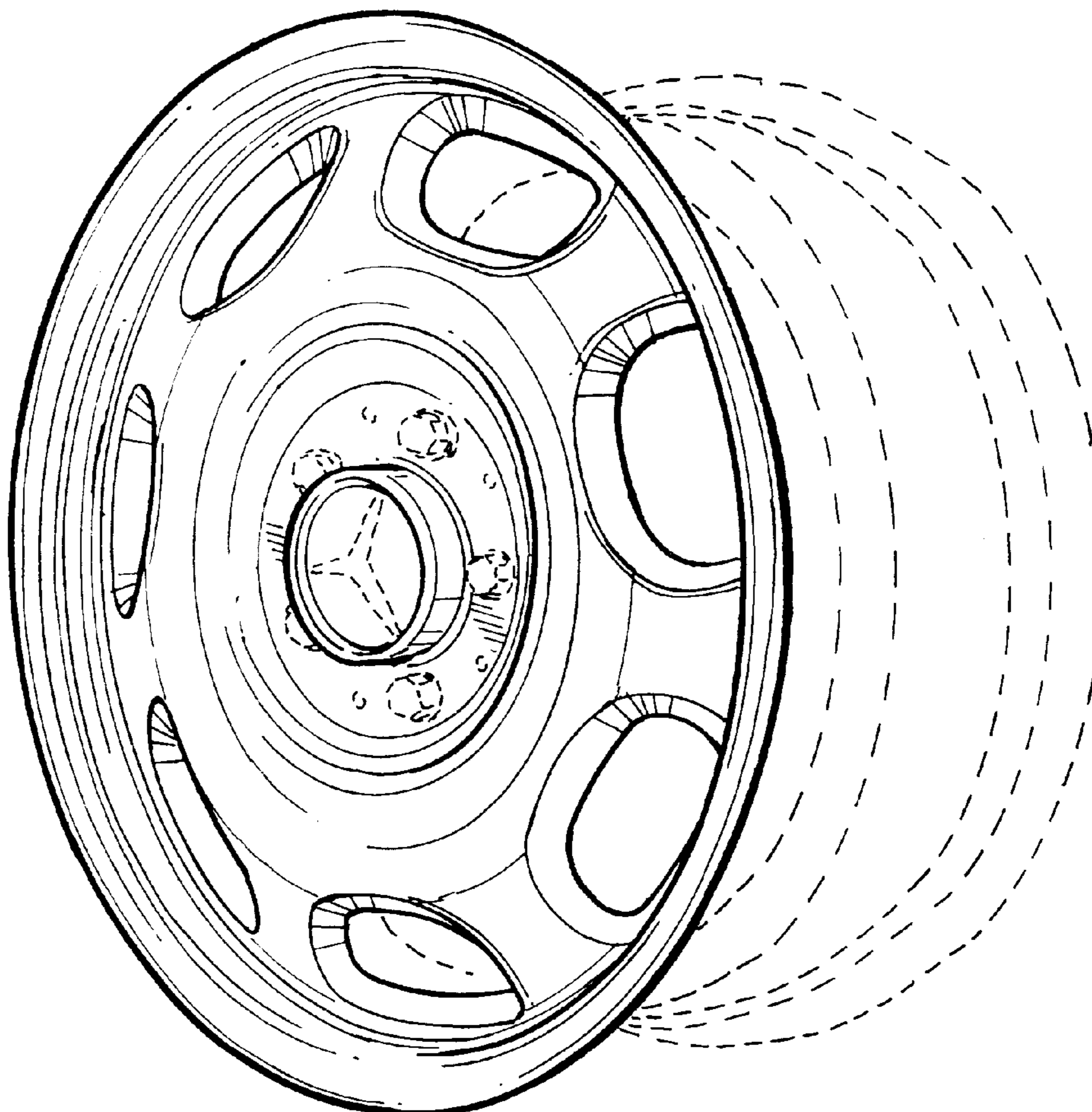
**DESCRIPTION**

FIG. 1 is a front view of a front surface configuration for vehicle wheel according to our novel design; and,

FIG. 2 is a perspective view from the front side of a front surface configuration for vehicle wheel according to our novel design.

The dash line showing depicts environment and is not part of the claimed design.

**1 Claim, 1 Drawing Sheet**






FIG. 1

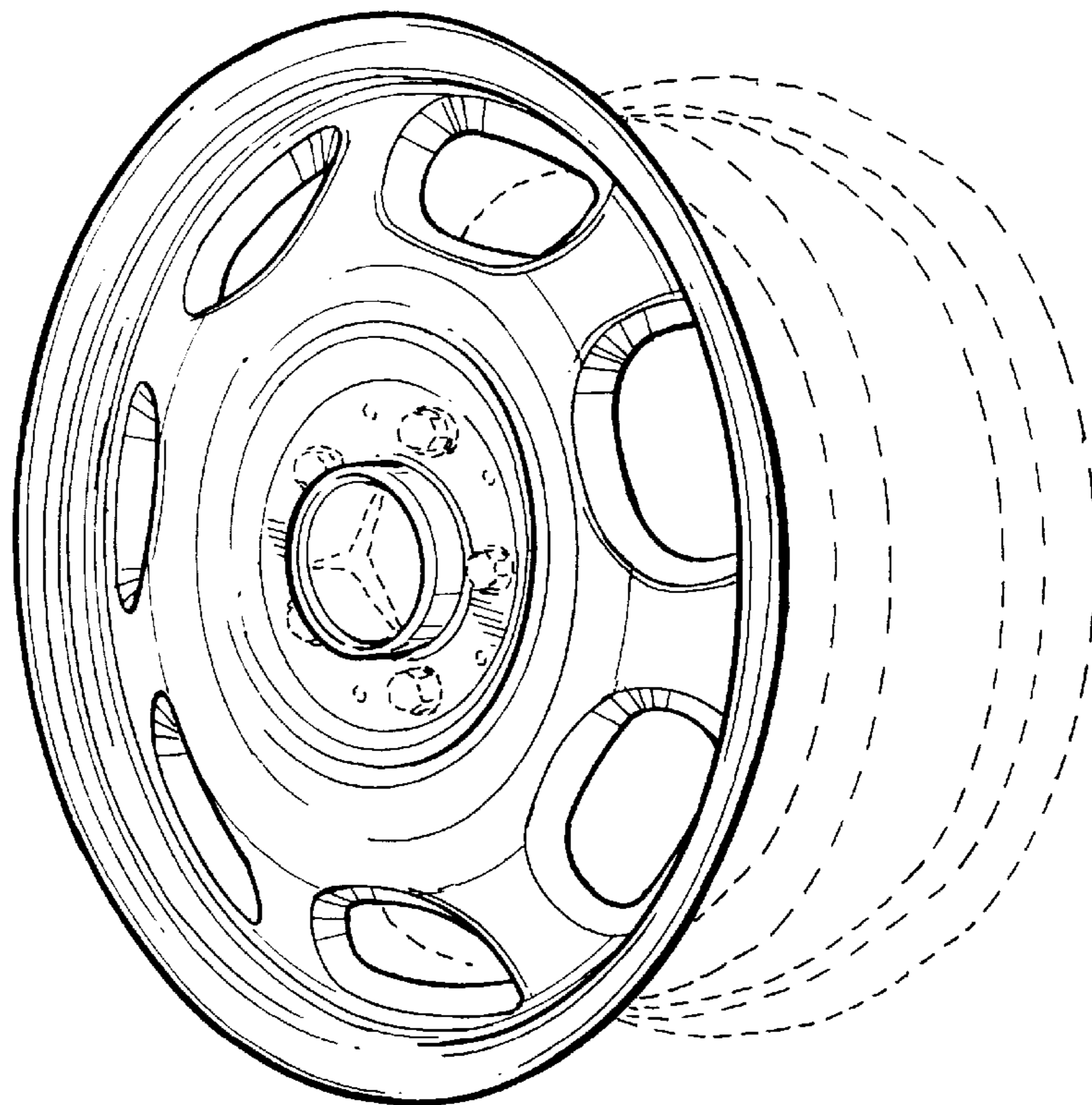


FIG. 2